



**KENDRIYA VIDYALAYA DHARAMPUR**  
**WINTER BREAK HOMEWORK (2024-25)**

**CLASS-1**

**ENGLISH**

1. DO 15 pages of handwriting.
2. Read one page of the book (Mridang) daily.
3. Learn and write opposite words and rhyming words from chapter “ The capseller and monkeys” to “ Animals and Birds”.
4. Learn and write name of animals and their sounds.

**EVS**

1. Make 3D models of fruits and vegetables ( 3 each ).

([https://youtu.be/PcorgCJXLQA?si=uW\\_5CH\\_Af\\_eu3Q\\_k](https://youtu.be/PcorgCJXLQA?si=uW_5CH_Af_eu3Q_k)) –This is an example.

2. Make 3D models of the following :

Roll no. 1 to 5 – Summer season

Roll no. 6 to 10 – Winter season

Roll no. 11 to 15 - Rainy season

Roll no. 16 to 20 - Autumn season

Roll no. 21 to 25 – Earth

Roll no. 26 to 30 – Rainbow

Roll no. 31 to 36 – Sun and Moon

( Models should be made colourful and neat with creativity.)

3. Learn chapter – Food.
4. Learn and write month names.
5. Learn and write name of days in a week.

# Winter Break Holiday Homework (2024-25)

**CLASS -1<sup>ST</sup>**

**SUBJECT- HINDI**

1. पाठ- 13, 14, 15 को याद करें |
2. 05 सुलेख लिखें |
3. 50 तक हिंदी में गिनती याद करें |
4. निम्नलिखित कार्यपत्रिका को प्रिंट करके पूरा करें और हिंदी की कॉपी में लगाएं:-

# HINDI WORKSHEET



**वचन**  
(Number)



बच्चा	बच्चे (आ > ए)
लड़का	
बेटा	
पंखा	
कपड़ा	
पौधा	
तारा	
तोता	
पत्ता	
ताला	
घोड़ा	

	थकिया	तकिया	तकीया
	घोड़ीया	छिड़िया	चिड़िया
	किसान	निशान	कीसान
	वमान	वीमान	विमान
	नरयल	नारीयल	नारियल

• इन संज्ञा शब्दों के अंत में 'आ' मात्रा 'ए' मात्रा में बदल जाएगी।

## Winter Break Holiday Homework (2024-25)

Class – 1<sup>st</sup>(Mathematics)

1) Do practice the lesson “Fun with Numbers” , “Utsav” and “ How I spent my day”



Name: \_\_\_\_\_

### Pattern Recognition Worksheet Complete the Patterns

Look at each of the patterns on each line below and then fill in the two empty spots with the correct shape to complete the pattern. Trace the shapes to complete the first pattern and then solve the rest on your own.



Write the correct numbers to complete the patterns.

1. { 22 } { 24 } { } { } { 30 } { 32 } { } { }

2. { } { 9 } { } { 11 } { } { 13 } { } { }

3. { 36 } { } { 34 } { 33 } { } { } { 30 } { }

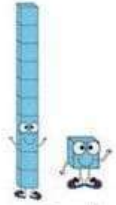
4. { } { } { 40 } { 50 } { 60 } { } { } { 90 }

5. { } { 12 } { 11 } { } { } { } { 7 } { 6 }

6. { 15 } { 14 } { } { } { 11 } { } { 9 } { }

7. { } { 10 } { 15 } { } { 25 } { } { } { 40 }

8. { 10 } { } { 14 } { 16 } { } { 20 } { 22 } { }



Name: \_\_\_\_\_

## Tens and Ones

**Directions:** Read the tens and ones below. Write the two-digit number for each.

53	=	5	tens	+	3	ones
_____	=	7	tens	+	5	ones
_____	=	8	tens	+	8	ones
_____	=	3	tens	+	2	ones
_____	=	4	tens	+	0	ones
_____	=	2	tens	+	8	ones
_____	=	9	tens	+	1	ones
_____	=	1	tens	+	2	ones
_____	=	5	tens	+	9	ones
_____	=	6	tens	+	4	ones

Name: \_\_\_\_\_

## Tens and Ones Place Values Worksheet

$$53 = \boxed{5} \text{ tens} + \boxed{3} \text{ ones}$$

$$21 = \boxed{\phantom{00}} \text{ tens} + \boxed{\phantom{00}} \text{ ones}$$

$$49 = \boxed{\phantom{00}} \text{ tens} + \boxed{\phantom{00}} \text{ ones}$$

$$72 = \boxed{\phantom{00}} \text{ tens} + \boxed{\phantom{00}} \text{ ones}$$

$$86 = \boxed{\phantom{00}} \text{ tens} + \boxed{\phantom{00}} \text{ ones}$$

$$50 = \boxed{\phantom{00}} \text{ tens} + \boxed{\phantom{00}} \text{ ones}$$

$$18 = \boxed{\phantom{00}} \text{ tens} + \boxed{\phantom{00}} \text{ ones}$$



**KENDRIYA VIDYALAYA DHARAMPUR**

**WINTER BREAK HOMEWORK (2024-25)**

**CLASS-2**

**ENGLISH**

1. DO 15 pages of handwriting.
2. Read one page of the book (Mridang) daily.
3. Make a poster on “Clean India”.
4. Learn chapter – The smart monkey.

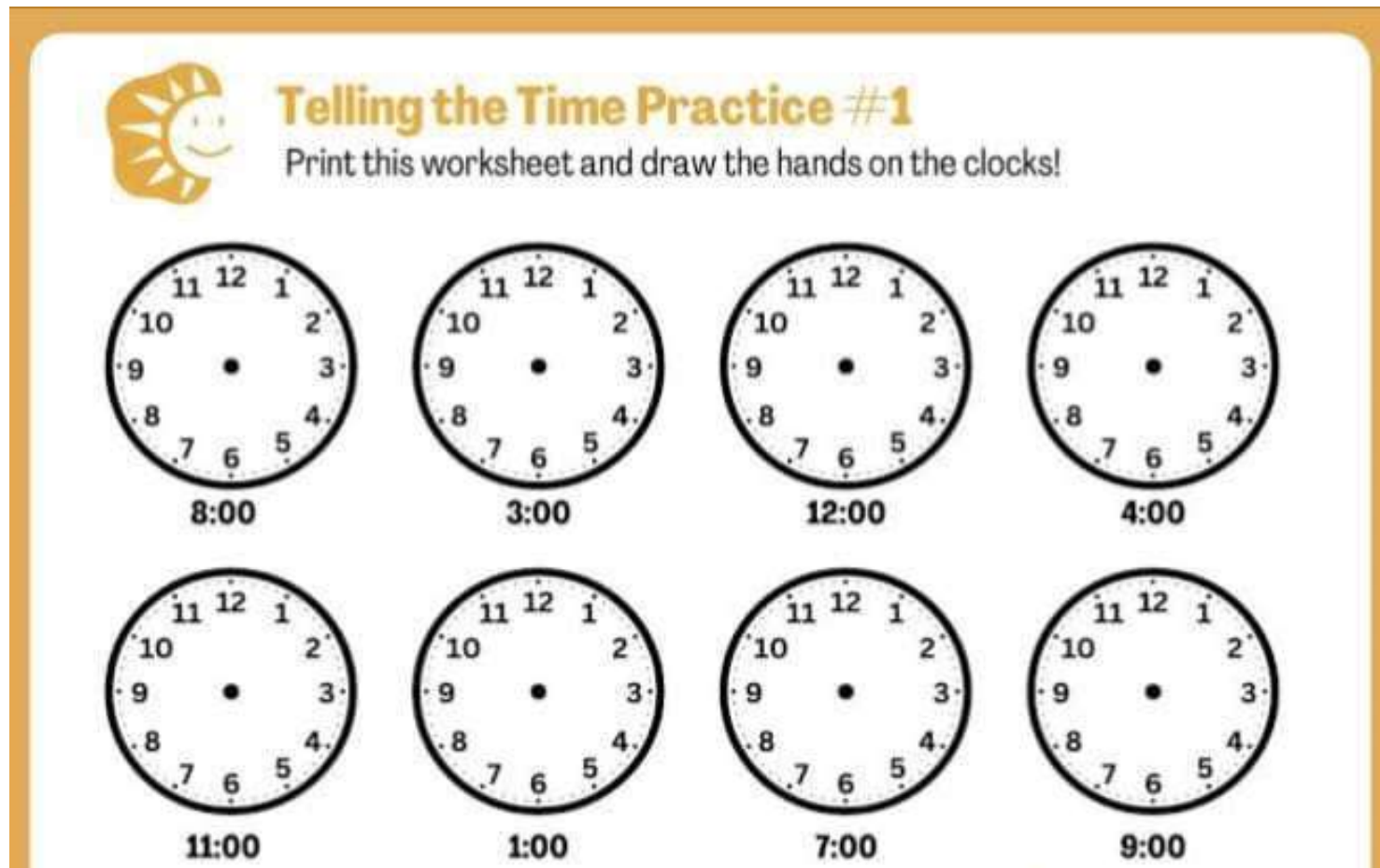
**EVS**

1. Make a poster on A4 size sheet on topic“ Water conservation”.
2. Make 3D models of the following :
  - Roll no. 1 to 10 – Earth
  - Roll no. 11 to 20 – Sun and Moon
  - Roll no. 21 to 30 – Natural disaster (two)
  - Roll no. 31 to 37 – Map of India on chart.
3. Make one puppet.
  - Roll no. 1 to 12 – Sock puppet (<https://youtu.be/-tYXX7I0mvU?si=Qcsqlqp78LCeYKz0>)
  - Roll no. 13 to 24 – Hand puppet (<https://youtu.be/ayFG5Ow4wXI?si=XWv5gitPvoAFaASB>)
  - Roll no. 26 to 37 – Finger puppet (<https://youtu.be/w41dKupEXjo?si=hkLo1PsDFzOj6E1B>)
4. Learn chapter – Water conservation.

## WINTER BREAK HOLIDAY HOMEWORK

### CLASS-2 (Mathematics)

- 1) Do practice the lesson “Grouping and Sharing” and “Which Season is it?”
- 2) Learn number name 1 to 100.
- 3) Learn table 0 to 12.
- 4) Print the given worksheet and complete it.





Name: \_\_\_\_\_

# Multiplication & Division

2s and 3s

$$\begin{array}{r} 25 \\ \times 3 \\ \hline \end{array}$$

$$\begin{array}{r} 82 \\ \times 2 \\ \hline \end{array}$$

$$\begin{array}{r} 63 \\ \times 3 \\ \hline \end{array}$$

$$\begin{array}{r} 94 \\ \times 2 \\ \hline \end{array}$$

$$\begin{array}{r} 75 \\ \times 2 \\ \hline \end{array}$$

$$\begin{array}{r} 86 \\ \times 3 \\ \hline \end{array}$$

$$\begin{array}{r} 96 \\ \times 2 \\ \hline \end{array}$$

$$\begin{array}{r} 59 \\ \times 3 \\ \hline \end{array}$$

$$10 \div 2 = \boxed{\phantom{00}}$$

$$12 \div 3 = \boxed{\phantom{00}}$$

$$18 \div 3 = \boxed{\phantom{00}}$$

$$20 \div 2 = \boxed{\phantom{00}}$$

$$12 \div 2 = \boxed{\phantom{00}}$$

$$27 \div 3 = \boxed{\phantom{00}}$$

$$9 \div 3 = \boxed{\phantom{00}}$$

$$30 \div 2 = \boxed{\phantom{00}}$$

Name: \_\_\_\_\_

Date: \_\_\_\_\_

# Telling Time

Write the time inside each below





















## WINTER BREAK HOLIDAY HOMEWORK

### CLASS-2 (HINDI)

- 1) पाठ- 19, 20, 21 को याद करें।
- 2) 05 सुलेख लिखें।
- 3) 100 तक हिंदी में गिनती याद करें।
- 4) निम्नलिखित कार्यपत्रिका को प्रिंट करके पूरा करें और हिंदी की कॉपी में लगाएं:-

**Hindi Worksheet**

एक अक्षर के साथ अलग-अलग अक्षर जोड़कर शब्द बनाना सीखें।

<p><b>क</b></p> <table style="margin-left: 40px;"><tr><td>ल</td><td>कल</td></tr><tr><td>म</td><td>कम</td></tr><tr><td>प</td><td>कप</td></tr></table>	ल	कल	म	कम	प	कप	<p><b>फ</b></p> <table style="margin-left: 40px;"><tr><td>ल</td><td></td></tr><tr><td>न</td><td></td></tr><tr><td>ट</td><td></td></tr></table>	ल		न		ट	
ल	कल												
म	कम												
प	कप												
ल													
न													
ट													
<p><b>स</b></p> <table style="margin-left: 40px;"><tr><td>र</td><td></td></tr><tr><td>ब</td><td></td></tr><tr><td>च</td><td></td></tr></table>	र		ब		च		<p><b>आ</b></p> <table style="margin-left: 40px;"><tr><td>प</td><td></td></tr><tr><td>म</td><td></td></tr><tr><td>ग</td><td></td></tr></table>	प		म		ग	
र													
ब													
च													
प													
म													
ग													
<p><b>ह</b></p> <table style="margin-left: 40px;"><tr><td>म</td><td></td></tr><tr><td>ल</td><td></td></tr><tr><td>क</td><td></td></tr></table>	म		ल		क		<p><b>म</b></p> <table style="margin-left: 40px;"><tr><td>न</td><td></td></tr><tr><td>ल</td><td></td></tr><tr><td>र</td><td></td></tr></table>	न		ल		र	
म													
ल													
क													
न													
ल													
र													

आज आपने एक अक्षर के साथ अलग-अलग अक्षर जोड़कर शब्द बनाना सीखा।

प्र. २ चित्र देखकर शब्दों की सहायता से कहानी पूर्ण कीजिए।

( पेट    अंडे    मुर्गी    सोने    लकड़हारे    मन    अमीर    लालच    पछताने )



एक गरीब \_\_\_\_\_ को एक दिन सोने का अंडा देनेवाली \_\_\_\_\_ मिली। वह मुर्गी उस लकड़हारे को हर दिन सिर्फ एक ही \_\_\_\_\_ का अंडा देती थी। उन सोने के अंडे को बेचकर वह लकड़हारा \_\_\_\_\_ बन गया। एक दिन अचानक लकड़हारे के \_\_\_\_\_ में और ज़्यादा अमीर बनने का \_\_\_\_\_ आया। उसने एक साथ ज़्यादा सोने के \_\_\_\_\_ पाने की लालच में मुर्गी को मार दिया। मुर्गी के \_\_\_\_\_ में से एक भी अंडा न मिलने पर वह \_\_\_\_\_ लगा। हमें कभी भी लालच नहीं करना चाहिए।

[illegible]

## विलोम ( विपरीत ) शब्द

विपरीत शब्द लिखो।

छोटा	X	_____
दूर	X	_____
नरम	X	_____
सीधा	X	_____
इधर	X	_____
रात	X	_____
सुबह	X	_____

विपरीत शब्द पर गोला लगाओ।

रात -	सुबह	शाम	दिन	कल
नरम -	गरम	शर्म	ठंडा	धुप
छोटा -	बड़ा	खोटा	मोटा	सीधा
ठंडा -	गरम	नरम	पीला	गोरा
मोटा -	छोटा	पतला	हल्का	भरी

# केंद्रीय विद्यालय धर्मपुर

## शीतकालीन गृह कार्य

कक्षा-3

विषय- हिन्दी

1. प्रतिदिन एक सुलेख लिखना हैं ।
2. पाठ 11,12,13,14,15,16,17 की दोहराई करें ।

## संज्ञा अभ्यास

नीचे दिए गए वाक्यों में नाम बताने वाले शब्दों के नीचे रेखा खींचो :-

1. मोहन बहुत प्यारा लड़का है।
2. बीना उसकी छोटी बहन है।
3. मोहन और बीना साथ-साथ स्कूल जाते हैं।
4. दोनों साथ-साथ बाग में खेलते हैं।
5. मोहन फूलों में पानी देता है।
6. बीना रंग-बिरंगी तितली के पीछे दौड़ती है।
7. उनकी छोटी बहन बिमला बाग में घास पर खेलती है।
8. वह गुड़िया और खरगोश के साथ खेलती है।

रेखांकित शब्दों को यहाँ लिखो :-

---

---

---

याद रखो, नाम शब्दों को संज्ञा कहते हैं।

## अशुद्ध वाक्य

निम्नलिखित अशुद्ध वाक्यों को शुद्ध करके लिखिए ।

Correct and rewrite the sentences.

1. घोड़ियाँ तेज़ दौड़ता है ।

.....

2. एक गिलास ठंडी पानी दो ।

.....

3. कई बंदर कूद रहा है ।

.....

4. पानी बरस रहे हैं ।

.....

5. दो घोड़े दो सवार नीचे गिरा ।

.....

6. दो बिल्लियाँ लड़ती हैं ।

.....

7. लड़के तेज़ दौड़ता है ।

.....

8. वह स्कूल जाते हैं ।

.....

9. लड़की फुटबॉल खेलते हैं ?

.....

10. लड़कियाँ तमाशा देखते हैं ।

.....



नीचे दिए गए प्रश्नों के उत्तर लिखिए और चित्र में रंग भरिए ।

Fill in the blanks and color the picture.



1. यह चित्र ..... का है । (समुद्र तट / बगीचा)

2. आसमान में क्या चमक रहा है ? (चाँद / सूरज)

3. आसमान में क्या उड़ रहे हैं ? (जानवर / पक्षी)

4. कुर्सी पर बैठी लड़की क्या कर रही है । (अखबार पढ़ / सो)

कुर्सी पर बैठी लड़की ..... ।

5. लड़का क्या बना रहा है ? (चित्र / रेत का किला)

लड़का ..... ।

6. बाल्टी पकड़े लड़के ने सिर पर क्या पहना है ? (टोपी / पगड़ी )

बाल्टी पकड़े लड़के ने ..... ।



प्र०१.-चित्र देखकर वाक्य लिखिए:-



---

---

---

---

---

---

---

---

---

---

## अशुद्ध वाक्य

निम्नलिखित अशुद्ध वाक्यों को शुद्ध करके लिखिए ।

Correct and rewrite the sentences.

1. घोड़ियाँ तेज़ दौड़ता है ।

.....

2. एक गिलास ठंडी पानी दो ।

.....

3. कई बंदर कूद रहा है ।

.....

4. पानी बरस रहे हैं ।

.....

5. दो घोड़े दो सवार नीचे गिरा ।

.....

6. दो बिल्लियाँ लड़ती हैं ।

.....

7. लड़के तेज़ दौड़ता है ।

.....

8. वह स्कूल जाते हैं ।

.....

9. लड़की फुटबॉल खेलते हैं ?

.....

10. लड़कियाँ तमाशा देखते हैं ।

.....

क) निम्नलिखित शब्दों के स्त्रीलिंग लिखो:

१) पिता



\_\_\_\_\_

२) जादूगर



\_\_\_\_\_

३) गायक



\_\_\_\_\_

४) लड़का



\_\_\_\_\_

५) मित्र



\_\_\_\_\_

६) दादा जी



\_\_\_\_\_

७) शेर



\_\_\_\_\_

८) अध्यापक



\_\_\_\_\_

९) लेखक



\_\_\_\_\_

निम्नलिखित शब्दों के विलोम शब्द लिखो

क) आना .....

ख) रात .....

ग) बड़ा .....

घ) रोना .....

ङ) प्रश्न .....

च) पास .....

छ) मोटा .....

ज) हार .....

झ) सस्ता .....

ट) आलसी .....





## सर्वनाम

खाली स्थानों में सही सर्वनाम चुनकर लिखिए ।

Complete the sentences with correct pronoun.

उदाहरण - ..... एक पेंसिल चाहिए । ( मैं, मुझे )  
..... मुझे एक पेंसिल चाहिए ।

1. रोहन के पास ..... कुत्ता खड़ा है । ( जिसे, उसका )
2. अखबार ..... दे दो । ( उन्हें, आप )
3. .... एक पेंसिल चाहिए । ( मुझे, मेरा )
4. .... सब आज मिलकर क्रिकेट खेलेंगे । ( उन्हें, हम )
5. .... कहीं बाहर गए हैं । ( वे, आप )
6. .... प्रतिदिन क्रिकेट खेलता हूँ । ( मैं, में )
7. .... घर इस शहर में है । ( उसका, जिसे )
8. .... कलम कहाँ है ? ( तुम्हारा, तुम्हारी )
9. .... पढ़ने में बहुत तेज़ है । ( वह, वे )
10. .... किनसे काम है ? ( वह, आपको )

## अपठित गद्यांश – 2

एक तपती दोपहर, सुमन और उसके दोस्तों ने पास के जंगल घूमने का फैसला किया। उन्होंने अपने साथ खाने के लिए कुछ नाश्ता रखा , अपनी लंबी पैदल यात्रा के लिए जूते पहने, और अपने साहसिक कार्य पर निकल पड़े। जैसे ही उन्होंने जंगल में प्रवेश किया, ऊंचे पेड़ों और पक्षियों की मधुर चहचहाहट ने उनका स्वागत किया। उन्होंने एक संकरी पगडंडी पर जाने का निर्णय लिया जो उन्हें जंगल में और अंदर ले गई। सुमन ने रास्ते में खिले हुए रंग-बिरंगे जंगली फूलों को देखा। अचानक उन्हें सरसराहट की आवाज सुनाई दी। उन्होंने पीछे मुड़कर देखा तो झाड़ियों के बीच से एक हिरण शालीनता से उछल रहा था। उत्साह से, उन सबने अपनी खोज जारी रखी और एक ठंडे पानी के झरने के पास आ गए। उन्होंने अपने पैरों को ठंडे पानी में डुबोया और एक-दूसरे पर चंचलता से छींटे मारे। कुछ देर आराम करने के बाद, वे अपने वन भ्रमण की साहसिक यादों को संजोते हुए और अपने ऊपर गर्व महसूस करते हुए घर वापस आ गए।

### प्रश्न:

प्रश्न – १. सुमन और उसके दोस्तों ने कहाँ घूमने का फैसला किया?

प्रश्न – २. सुमन ने जंगल में प्रवेश करते ही क्या सुना?

प्रश्न – ३. उन्होंने रास्ते में क्या देखा?

प्रश्न – ४. जब उन्होंने अपनी खोज जारी रखी तो उन्होंने क्या पाया?

प्रश्न – ५. सुमन और उसकी सहेलियों को उनके वन साहसिक कार्य के बारे में कैसा लगा?

# KENDRIYA VIDYALAYA DHARAMPUR

## HOLIDAY HOME WORK

**CLASS -3**

**SUBJECT-EVS**

1. Revise all the syllabus PT-2.
2. Take a printout of this MDP Project.

Take a printout of this worksheet and paste in EVS notebook.

### I. Fill in the blanks by using the words given in the helpbox :

Habits, well-mannered, respect, morning, Teachers, manners
--

1. We should \_\_\_\_\_ our elders and teachers.
2. We should wake up early in the \_\_\_\_\_.
3. \_\_\_\_\_ teach us good habits at school.
4. Children should have good \_\_\_\_\_ and good \_\_\_\_\_.
5. A \_\_\_\_\_ child is liked by everyone.

### II. Match the following:



- a. Sorry
- b. Good morning
- c. Thank you
- d. Please
- e. Good night

1. \_\_\_\_\_ 2. \_\_\_\_\_ 3. \_\_\_\_\_ 4. \_\_\_\_\_ 5. \_\_\_\_\_



I. Choose the correct word from the help box and fill in the blanks:-

wash, meals, health, chew



1. We should \_\_\_\_\_ our food properly.
2. Toffees, chips and cold drinks are not good for \_\_\_\_\_
3. We should have our \_\_\_\_\_ at fixed times.
4. We should \_\_\_\_\_ our hands before and after meals.



II. Write True or False.

1. We should buy food from road vendors. ( \_\_\_\_\_ )
2. Milk is a complete food. ( \_\_\_\_\_ )
3. We have two meals a day. ( \_\_\_\_\_ )




III. Match the following:



Foods that help us to grow



Foods that give us energy



Foods that keep us healthy





# **KENDRIYA VIDYALAYA DHARAMPUR**

## **WINTER BREAK HOMEWORK**

### **CLASS-3**

#### **ENGLISH**

1. Take print out of all the given worksheet and do all answers in them.
2. Learn and revise all the syllabus of PT-2.
  - Chapter- 1. The big Laddoo
  - 2.Thank God
  3. Madhu's wish
3. Write five pages of cursive handwriting.
4. Make 2 WORD PYRAMID given in your book on page no.99.( Roll No.1-16)
5. Make a TABLE MAT given in your book on page no. 100. (Roll No.17-32)

**KENDRIYA VIDYALAYA DHARAMPUR**  
**WORKSHEET-1**

**Class-III**

**CHAPTER – 7 THE BIG LADDOO**

**Name:** \_\_\_\_\_ **Roll No.** \_\_\_\_\_ **Date.** \_\_\_\_\_

**1. Add 'ed' and make past form of the given words.**

- |    |        |   |       |
|----|--------|---|-------|
| 1) | Pick   | - | _____ |
| 2) | Play   | - | _____ |
| 3) | Bark   | - | _____ |
| 4) | Accept | - | _____ |
| 5) | Climb  |   | _____ |

Discuss your friends and find some more past form of the given words.

Throw \_\_\_\_\_

See \_\_\_\_\_

**2. Fill in the blanks with 'A', 'An' or 'The'.**

- i. \_\_\_\_\_ man was sitting under tree.
- ii. Lion is \_\_\_\_\_ king of the forest.
- iii. My mother told me \_\_\_\_\_ interesting story.
- iv. I live in city. \_\_\_\_\_ city is very beautiful.
- v. Sun sets in \_\_\_\_\_ west.

**3. Read the sentences carefully and circle the action verbs.**

**Action verb** - An action verb describes what someone or something is doing.

- I. Children are playing.
- II. Rahul is throwing the Laddoo into the sea.
- III. The cat ran across the road.
- IV. My dog is barking.
- V. She wrote a letter for him.

4. Fill in the blanks using prepositions form the word bank.

**Prepositions** - A preposition is a word or a group of word used before a noun, pronoun to show different situations.

on	in	across	at
----	----	--------	----

- I. My birthday is \_\_\_\_ July 8<sup>th</sup>.
- II. This place looks beautiful \_\_\_\_ sunset.
- III. I will see you \_\_\_\_ your birthday.
- IV. I always brush my teeth \_\_\_\_\_ the morning.
- V. You can swim \_\_\_\_ the river.
- VI. She sat \_\_\_\_\_ the sofa.

5. Observe the picture carefully and write few lines about the festival and special food items prepared during this festival.



---

---

---

---

---

---

---

**KENDRIYA VIDYALAYA, DHARAMPUR**  
**WORKSHEET- 1**

**Class-III**

**CHAPTER – 8 THANK GOD**

**Name:** \_\_\_\_\_ **Roll No.** \_\_\_\_\_ **Date.** \_\_\_\_\_

**1. Fill in the blanks with the opposite of the word given in bracket.**

- I. He ran \_\_\_\_\_. (slow)
- II. A man is sitting \_\_\_\_\_ the tree. (above)
- III. A book is lying \_\_\_\_\_ the cupboard. (outside)
- IV. I bought a \_\_\_\_\_ chocolate for you. (small)
- V. He is a \_\_\_\_\_ boy. (bad)

8/27

**2. Rearrange the jumbled words to form meaningful sentences.**

- I. the farmer / the / palace / reached.

\_\_\_\_\_

- II. saw / the farmer / the / king.

\_\_\_\_\_

- III. healthy / we / eat / foods.

\_\_\_\_\_

- IV. a garden / my house / is / there / near.

\_\_\_\_\_

**3. Add 's' or 'es' and make plural to the given words.**

- I. Grape \_\_\_\_\_

- II. Brush \_\_\_\_\_

- III. Table \_\_\_\_\_

- IV. Boy \_\_\_\_\_

- V. Bangle \_\_\_\_\_



**4. Fill in the blanks with 'is' or 'are'**

**Hint : - 'is' is used for singular  
'are' is used for plural**

- I. Boys \_\_\_\_\_ playing in the park.
- II. Neha \_\_\_\_\_ going to market.
- III. They \_\_\_\_\_ standing in the corridor.
- IV. We \_\_\_\_\_ leaving for Goa.
- V. It \_\_\_\_\_ raining heavily.

**5. Fill in the blanks with the suitable rhyming words.**

- |            |       |       |
|------------|-------|-------|
| I. King    | _____ | _____ |
| II. Grapes | _____ | _____ |
| III. Down  | _____ | _____ |
| IV. Hard   | _____ | _____ |
| V. Small   | _____ | _____ |

**6. Change the gender of the following. One has been done for you.**

- |      | King    | - | Queen |
|------|---------|---|-------|
| I.   | Boy     | - | _____ |
| II.  | Tiger   | - | _____ |
| III. | Mother  | - | _____ |
| IV.  | Brother | - | _____ |
| V.   | Hen     | - | _____ |



**KENDRIYA VIDYALAYA DHARAMPUR**  
**WORKSHEET- 2**

**Class-III**

**CHAPTER – 9 MADHU'S WISH**

**Name:** \_\_\_\_\_ **Roll No.** \_\_\_\_\_ **Date.** \_\_\_\_\_

**1. Write the rhyming word of the given words.**

- |            |       |
|------------|-------|
| I. Never   | _____ |
| II. Old    | _____ |
| III. Voice | _____ |
| IV. Look   | _____ |
| V. Sure    | _____ |

**2. Rearrange the jumbled letters to form a 'word'**

- |            |       |
|------------|-------|
| I. TWRAE   | _____ |
| II. ROOP   | _____ |
| III. IECVO | _____ |
| IV. LIKM   | _____ |
| V. PELCAER | _____ |

**3. Write the opposites of the following**

- |                  |       |
|------------------|-------|
| I. Give -        | _____ |
| II. Long -       | _____ |
| III. Important - | _____ |
| IV. Up -         | _____ |
| V. Stop -        | _____ |

**4. Match the following**

- |             |              |
|-------------|--------------|
| I. Jalebi   | Fruits       |
| II. Guava   | Salty snacks |
| III. Potato | Sweets       |
| IV. Samosa  | Vegetable    |

---

**C) Read the following passage carefully and answers the questions given below.**

In a small village nestled among lush green hills, lived a young girl named Lily. She loved nature and spent her days exploring the fields and meadows. One sunny morning, as she ventured deeper into the forest, she stumbled upon a magical waterfall. Its sparkling waters seemed to whisper secrets of the forest. Mesmerized, Lily sat by the waterfall, listening to its gentle melody, and feeling the enchanting breeze that carried the sweet scent of wildflowers. It was a moment of pure joy and wonder for Lily, as she discovered a hidden paradise right in her own backyard.

**Q 1: Where did Lily live?**

**Ans.** \_\_\_\_\_

**Q.2: What did Lily stumble upon during her exploration?**

**Ans.** \_\_\_\_\_

**Q.3. How did Lily feel when she discovered the waterfall?**

**Ans.** \_\_\_\_\_

**Q.4. Write True or False.**

a) Lily loved spending her days indoors. \_\_\_\_\_

b) The waterfall had dull and murky waters. \_\_\_\_\_

**KENDRIYA VIDYALAYA DHARAMPUR**  
**WORKSHEET- 1**

**Class-III**

**CHAPTER – 9 MADHU’S WISH**

**Name:** \_\_\_\_\_ **Roll No.** \_\_\_\_\_ **Date.** \_\_\_\_\_

**1. Write the opposite word of -**

- |      |        |   |       |
|------|--------|---|-------|
| I.   | Long   | - | _____ |
| II.  | Appear | - | _____ |
| III. | Close  | - | _____ |
| IV.  | Cold   | - | _____ |
| V.   | After  | - | _____ |

**2. Write the full forms of given**

Example: I'll - I will

- |      |        |   |       |
|------|--------|---|-------|
| I.   | Don't  | - | _____ |
| II.  | I'm    | - | _____ |
| III. | Won't  | - | _____ |
| IV.  | Aren't | - | _____ |
| V.   | Didn't | - | _____ |

**3. Observe the food items and write P for which we get from plants and A for those items that we get from animals**



\_\_\_\_\_

**4. Match the following**

Samosa

Bitter

Gulab jamun

Salty

Bitter gourd

Sour

Lemon

Sweet

## 5. Fill in the blanks to spell words

- I. Si \_ \_ y
- II. l e \_ \_ o n s
- III. P e \_ \_ l \_ s
- IV. N \_ u \_ h t y
- V. D \_ n k \_ y

## 6. Fill the blanks with the suitable word

- I. Madhu shared his food with the old man.  
He is \_\_\_\_\_. (kind / honest)
- II. Madhu wanted to eat everything.  
He is \_\_\_\_\_. (naughty / greedy)
- III. The old man gave a special gift to Madhu.  
He is \_\_\_\_\_. (generous / thirsty)
- IV. The woman saved the boy from the robber.  
The woman is \_\_\_\_\_. (polite / brave)

# KENDRIYA VIDYALAYA DHARAMPUR

## WINTER BREAK HOMEWORK

CLASS -III

SESSION 2024-25

SUB: MATHS

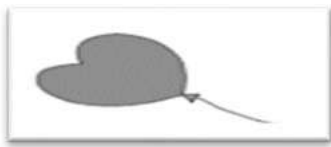
1. Learn TABLE from 2 to 15.

2. Revise chapter from “Fair share to Filling and Lifting” for PT-2 exam

4. Do the worksheet and paste in your notebook

### WORKSHEET

Q.1 Tick the correct answer.



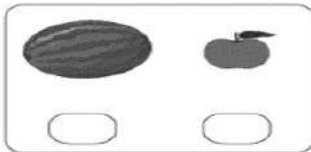
Heavy      light



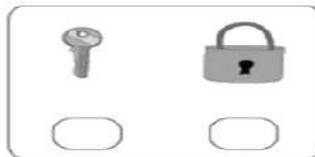
Heavy      light

Q.2 Tick the correct answer.

a) Which one is heavier?



b) Which one is lighter?



Q.3 Which is the most appropriate tool to measure 2 kg of oranges? Tick the answer.

☐☐☐☐

Q.4 Fill in the blanks

a)  $500\text{ g} + 500\text{ g} = \underline{\hspace{2cm}}$  gram

b)  $1\text{ kg} = \underline{\hspace{2cm}}$  grams

Q.5 Fill in the blanks.

a) 2 kg watermelon =            grams watermelon

b) 4 kg pineapple =            grams Pineapple



Q.6 The weight of 1 packet tea is 250 gram. Choose the weight of 4 packets tea.

- (a) 2 kg                      (b) 500 grams                      (c) 750 grams                      (d) 1 kg


Q.7 A School teacher taken the weight of 3rd class students. Read the height given below and answer the following questions:

Name of students	weight (in kg)
Vinod	20 kg
Krishna	25 kg
Manisha	35 kg
Manthan	40 kg


a) Whose weight is the most?    Ans: \_\_\_\_\_

b) Whose weight is the least?    Ans: \_\_\_\_\_

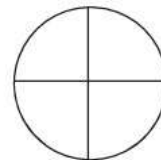
Q.8 What part of the whole is shaded?



b) Colour the one-third part of the shape.



c) Colour the one-fourth part of the shape.



Q 9. Find the length of pencil by observing the scales given



# Kendriya Vidyalaya Dharampur

**MULTI –DISCIPLINARY PROJECT (MDP): 2024-25**



NAME OF STUDENT:- \_\_\_\_\_ CLASS:- 3<sup>rd</sup> ROLL NO. :- \_\_\_\_\_

PROJECT TITLE :- ‘FOOD’ \_\_\_\_\_

LINKED SUBJECT :- HINDI, ENGLISH, MATHS, EVS

## CERTIFICATE

*This is to certify that \_\_\_\_\_*

*student of class 3<sup>rd</sup> has successfully completed his project*

*on*

*the theme of project ‘Food’ under the guidance of his/her*

*subject Teachers.*

DATE \_\_\_\_\_

CLASS TEACHER SIGN.



SUBJECT- ENGLISH

**Q1.** Write 5 lines on your favourite food and write its receipe.

.....

.....

.....

.....

.....

**Q2.** Collect Five fruits or vegetables available at your home and Fill the table according to the description of these fruits or vegetables as its color ,size, taste and smell.

Picture	Name	Colour	Size big/small /medium	Taste Sweet/salty /sour/bitter	Smell Like/dislike

**Q3.** ROLE PLAY OF YOUR FAVOURITE FRUIT –Speak and write atleast 5 lines on it .

.....

.....

.....

.....

.....

## विषय :- हहिदी

प्रश्न 1. 'प्रश्न 1. 'भोजन हमारे जीवन के लिए उपयोगी है' इस पर पाँच- छह पंक्तियों में अपने विचार प्रस्तुत करें।

प्रश्न 2. भोजन विषय पर कोई स्वरचित कविता लिखो।

प्रश्न 3. समाचार पत्रों में ' भोजन' समाचार पत्रों में 'भोजन' विषय पर प्रकाशित खबरों को चित्र सहित काटकर चिपकाएं।

## **SUBJECT- MATHS**

**Activity 1.** Purchase some food items from market like

1 packet of biscuit,  
1 packet kurkrey,

1 packet of namkeen,  
1 kg pulses etc.

1 chocolate ,

*Note down their cost along with the name of the food item. And prepare a bill.*

S. No.	Name of the item	Cost of 1
1		
2		
3		
4		
5		
6		
7		
TOTAL		

### **Activity 2**

*The packed food item you like to eat. (at least 5) Collect their wrappers and paste it on project paper.*

### ACTIVITY 3

*Ask your family members which vegetable they dislike the most and complete the table.*

Name of the Vegetable disliked	No. of people dislike the vegetable

*Use this table to answer the following questions.*

1. The most disliked vegetable is \_\_\_\_\_
2. The vegetable disliked by few people is \_\_\_\_\_

### ACTIVITY 4.

*How many times a day do you eat food, show your food timing routine through pictures of different clocks.*

Breakfast	Lunch	Tea	Dinner



## SUBJECT- EVS

***Q1.Name the food item we get from Plants and draw or paste the picture.***

Fruits	Name	Stick pictures
Vegetables	Name	Stick pictures
Medicines	Name	Stick pictures

### **Animals**

	Name of animals	Picture of animals
Milk		
Meat		
Egg		
Honey		

**Q2.** *Different ways of cooking food.*

*Write food item eaten by you in a week*

<i>DAY</i>	<i>PICTURE</i>	<i>METHOD OF COOKING</i>
<i>MONDAY</i>		
<i>TUESDAY</i>		
<i>WEDNESDAY</i>		
<i>THURSDAY</i>		
<i>FRIDAY</i>		
<i>SATURDAY</i>		
<i>SUNDAY</i>		

**Q3.** *Write slogans to eat healthy food*

# MULTI-DISCIPLINARY PROJECT

## THEME- FOOD

### CLASS:4

#### *GUIDELINES FOR THE PROJECT:*

1. Complete and submit the project by **13/01/2025.**
2. The project work should be done neatly. Each activity to be done at least in one page.
3. Avoid spelling mistakes and do errors free work.
4. The last date for submission:

KENDRIYA VIDYALAYA PICKET  
MULTI-DISCIPLINARY PROJECT (MDP)



Name of the student: \_\_\_\_\_

Class IV & Section: \_\_\_\_\_

Roll No. \_\_\_\_\_

Theme: Food

Linked Subjects: English, Hindi, Mathematics and EVS

Date: \_\_\_\_\_

\_\_\_\_\_

Signature:

## गतिविधि 1

एक फल का वर्णन कीजिए और उसके पोषक तत्व के बारे में जानकारी दीजिए।

## गतिविधि 2

रसोई घर पर एक अनुच्छेद लिखिए व रसोई घर में विभिन्न खाने वाली चीजों और उनके उपयोग का वर्णन कीजिए।

## Activity 3

Write a short paragraph about a meal you enjoyed with your family. What made it special?

## Activity 4

What is the traditional dish of your state? Write a brief note on the preparation of that dish and draw / paste pictures.

## Activity 5

Collect the wrappers of the different items (example: Biscuits, medicine, ice-cream, butter, dairy milk, chocolate etc.) paste it and write manufacturing date and expiry date.



### Activity 6

Make a bill

Ask parents and make a list of grocery's you have purchased in a month.

s.no	item	Price per kg	No of kgs	Total
1				
2				
3				
4				
5				

Total

### Activity 7

Find out the staple food of any 5 states. Collect and paste pictures of it and write 3-4 lines about it.

### Activity 8

Prepare a menu for your birthday party (what you would like to offer to the guest for breakfast, lunch, snacks and dinner).

केंद्रीय विद्यालय धर्मपुर  
शीतकालीन गृह कार्य

कक्षा- 4

विषय- हिन्दी

1. प्रतिदिन एक सुलेख लिखना हैं ।
2. पाठ 8,9,10,11 की दोहराई करें ।

3. निम्नलिखित कविता की पंक्तियों को पढ़िए और पूछे गए प्रश्नों के उत्तर दीजिए।
- किसने जिल्द काट डाली है?  
बिखर गए पोथी के पन्ने।  
रोज़ टाँगता धो-धोकर मैं  
कौन उठा ले जाता छन्ने?  
कुतर-कुतर कर कागज़ सारे  
रद्दी से घर को भर जाता।

(i) जिल्द किसने काट डाली है?

-----

(ii) पोथी के पन्नों की क्या दशा हुई?

-----

(iii) कवि रोज़ क्या धो-धोकर टाँगता था?

-----

**These worksheet can be uploaded on school website.**

(iv) शरारती जीव घर को किस चीज़ से भर देता था?

-----

(v) समान तुक वाले शब्द लिखो?

-----

(vi) इन पंक्तियों के रचयिता कौन है?

-----

## भाषा आधारित प्रश्न

- निम्नलिखित शब्दों के विलोम शब्द लिखिए।  
(i) रात ..... (ii) सौना .....  
(iii) रोज ..... (iv) गिरना .....
- नीचे लिखे शब्दों के एक-एक समानार्थी शब्द लिखिए।  
(i) अनाज ..... (ii) पोखी .....  
(iii) घर ..... (iv) तसवीर .....  
(v) दुनिया ..... (vi) रात .....
- निम्न शब्दों में लिखे शब्दों को वर्णमाला के क्रम में लिखिए।  
स्याही, बटन, मिठाई, रस्सी, जगता, शरारत, गड़बड़, सौना, छिपना, कौना  
(i) ..... (ii) ..... (iii) .....

These worksheet can be uploaded on school website.

Kanodia Foundation

www.kv.school

अवकाश II

कौन?

कुल 75

- (iv) ..... (v) ..... (vi) .....  
(vii) ..... (viii) ..... (ix) .....  
(x) .....

- शब्दों के अर्थ लिखिए।  
(i) कुतरना .....  
(ii) दुबकना .....  
(iii) छन्ना .....  
(iv) जिल्द .....  
(v) घाता .....
- निम्नलिखित पंक्तियों में से संज्ञा शब्द छोटकर लिखिए।  
(i) किसने बटन हमारे कुतरे? .....  
(ii) किसने स्याही को बिखराया? .....  
(iii) घर-भर में अनाज बिखराया .....  
(iv) दो टुकड़े तसवीर हो गई .....  
(v) दो टुकड़े तसवीर हो गई .....
- कविता की पंक्तियों के अंत में आए समान लुप्त वाले शब्दों को छोट कर लिखिए।  
(i) मिठाई ..... (ii) पन्ने .....  
(iii) सोने ..... (iv) घाता .....
- जिन शब्दों से काम के होने का पता चल रहा है (क्रिया शब्द), उन पर गोला लगाओ—  
(i) घर-भर में अनाज बिखराया।  
(ii) अनजाने पैसा गिर जाता।

4. शब्दों के अर्थ लिखिए।

- (i) कुतरना .....
- (ii) दुबकना .....
- (iii) छन्ना .....
- (iv) जिल्द .....
- (v) धाता .....

5. निम्नलिखित पंक्तियों में से संज्ञा शब्द छाँटकर लिखिए।

- (i) किसने बटन हमारे कुतरे? .....
- (ii) किसने स्याही को बिखराया? .....
- (iii) घर-भर में अनाज बिखराया .....
- (iv) दो टुकड़े तसवीर हो गई .....

6. कविता की पंक्तियों के अंत में आए समान तुक वाले शब्दों को छाँट कर लिखिए।

- (i) मिठाई .....
- (ii) पन्ने .....
- (iii) सोने .....
- (iv) धाता .....

7/11

7. जिन शब्दों से काम के होने का पता चल रहा है (क्रिया शब्द), उन पर गोला लगाओ-

- (i) घर-भर में अनाज बिखराया।
- (ii) अनजाने पैसा गिर जाता।
- (iii) कौन रातभर गड़बड़ करता।

For more worksheet click [www.kv.school](http://www.kv.school)

- (iv) रोज़ रात भर जगता रहता।
- (v) किसने बटन हमारे कुतरे?

8. आप अपने घर में किन-किन शरारती जीवों से परेशान रहते हैं, उन पाँच शरारती जीवों के नाम लिखिए।

- (i) ..... (ii) ..... (iii) .....
- (iv) ..... (v) .....



## रचनात्मक लेखन

1. राष्ट्रपिता महात्मा गांधी जी के विषय में एक अनुच्छेद दिए गए संकेत बिंदुओं के आधार पर लिखो—

अंग्रेजों की गुलामी  
से देश को आज़ाद  
कराया।

सत्याग्रह और अहिंसा  
मुख्य अस्त्र थे। अनेक  
आंदोलन चलाए।

1947 में देश को आज़ाद  
करवाया। प्रेम और आदर  
के कारण उन्हें 'बापू' की  
उपाधि दी गई।

साऊथ अफ्रीका में  
जाकर 21 वर्ष तक  
काम किया।



30 जनवरी, 1948 को  
गोली मारकर उनकी  
हत्या कर दी गई।

बचपन में ही  
उनका विवाह  
कस्तूरबा से हुआ।

जन्म 2 अक्टूबर,  
1869 को पोरबंदर  
(गुजरात) में हुआ।

लंदन से कानून  
की शिक्षा प्राप्त  
की।

पूरा नाम मोहनदास  
करमचंद गांधी।

\*\*\*\*\*

3. निम्नलिखित कविता की पंक्तियों को पढ़कर पूछे गए प्रश्नों के उत्तर दीजिए।

कई दिनों तक रहे सोचते, मालिक बड़ा गजब है?

सिखा बैल को रखा इसने, निश्चय कोई ढब है।

आखिर, एक रोज़ मालिक से पूछा उसने ऐसे,

"अजी, बिना देखे, लेते तुम जान भेद यह कैसे?

कोल्हू का यह बैल तुम्हारा चलता या अड़ता है?

रहता है घूमता, खड़ा हो या पागुर करता है?"

(i) पढ़क्कू के अनुसार मालिक ने बैल को क्या सिखा रखा था?

-----

(ii) पढ़क्कू ने मालिक से क्या पूछा?

-----

(iii) 'पागुर' शब्द का अर्थ बताइए।

-----

(iv) 'कोल्हू का बैल' मुहावरे का वाक्य में प्रयोग कीजिए।

-----

(v) समान तुक वाले दो शब्द लिखो।

-----

2. जुगाली करने वाले पाँच पशुओं के नाम लिखिए।

.....

3. पशुओं के प्रति हमारा व्यवहार कैसा होना चाहिए? क्या पालतू पशुओं से अधिक काम करवाना उचित है?

-----

-----

-----

## ज्ञानाधारित प्रश्न

1. लिंग बदलो—

(i) मालिक ..... (ii) लड़का .....

(iii) महोदय ..... (iv) लुहार .....

(v) लेखक .....

2. निम्नलिखित मुहावरों का वाक्यों में प्रयोग करो—

(i) कोल्हू का बैल .....

(ii) दिन—रात एक करना .....

(iii) पसीना बहाना .....

(iv) एड़ी—चोटी का जोर लगाना .....

## ज्ञानाधारित प्रश्न

1. बहुवचन लिखो—

- |                   |                   |
|-------------------|-------------------|
| (i) बिल्ली .....  | (ii) रोटी .....   |
| (iii) सहेली ..... | (iv) पंक्ति ..... |
| (v) उँगली .....   |                   |

2. रिक्त स्थान भरो—

- |                                     |             |
|-------------------------------------|-------------|
| (i) वह अब घर जा रहा .....           | ( है/हैं )  |
| (ii) दीपक और विपिन तो जा चुके ..... | ( है/हैं )  |
| (iii) ..... आज विद्यालय नहीं गया।   | ( मैं/में ) |
| (iv) पैसे अलमारी ..... रख दो।       | ( मैं/में ) |
| (v) उसने कहा ..... वह नहीं आ सकता।  | ( कि/की )   |

## रचनात्मक लेखन

1. तुम अपने पड़ोसियों के साथ पहली जनवरी को पिकनिक मनाने के लिए गए थे। वहाँ पर होनेवाली सारी गतिविधियों का विवरण लिखकर अपने सबसे प्रिय दोस्त को बताओ—

---

---

---

---

---

---

# KENDRIYA VIDYALAYA DHARAMPUR

## WINTER BREAK HOMEWORK

CLASS -IV

SESSION 2024-25

SUB: EVS

### 1) Revise PT-2 Syllabus.

- From market to home
- A Busy Month
- Nandita in Mumbai
- TO Much Water TO Little Water
- Abdul in the garden
- Eating together

### 2) Do the worksheet and paste in your notebook

#### WORKSHEET 1

#### A. Fill in the blanks.

1. Desert oak tree is found in \_\_\_\_\_
2. Bihu festival is celebrated in \_\_\_\_\_
3. \_\_\_\_\_ bird stitches leaves together to make a nest, using its needle-sharped beak and fine thread
4. The kadhah prasad is a kind of \_\_\_\_\_.
5. I do not make my own nest but lay eggs in crow's nest \_\_\_\_\_.
6. The cooking and eating together in a Gurudwara is called \_\_\_\_\_.

#### B. Name the harvest festival celebrated in the following states.

- |                         |                   |
|-------------------------|-------------------|
| (i) Assam .....         | (ii) Odisha ..... |
| (iii) Maharashtra ..... | (iv) Punjab ..... |
| (v) Tamil Nadu .....    |                   |

#### C. Name the special food item prepared during these festivals.

- |                  |                      |
|------------------|----------------------|
| (i) Onam .....   | (ii) Christmas ..... |
| (iii) Eid .....  | (iv) Bihu .....      |
| (v) Pongal ..... |                      |



**D. Write the names of these religious places and the religion they are related with.**



**E. Identify these vegetables which are roots storing food.**



.....

.....

.....

.....

**F. Give three examples of edible parts of a plant.**



Flower	Seed	Leave	Roots	Stem



# **KENDRIYA VIDYALAYA DHARAMPUR**

## **WINTER BREAK HOMEWORK**

### **CLASS-4**

#### **ENGLISH**

1. Take print out of all the given worksheet and do all answers in them.
2. Learn and revise all the syllabus of PT-2.
  - Chapter 1- Hiawatha
  - 2- The Scholar's mother tongue
  - 3- A watering Rhyme
  - 4- The giving tree
  - 5- The donkey
  - 6- Books
3. Write five pages of cursive handwriting.
4. Make a book mark given in your book on page no.146.( Roll No.1-19)
5. Make a cut out of joker given in your book on page no.156. ( Roll No.20-38)

# KENDRIYA VIDYALAYA DHARAMPUR

## WORKSHEET -01

### TOPIC: THE SCHOLAR'S MOTHER TONGUE

#### CHAPTER-13

#### CLASS IV

NAME OF THE STUDENT: \_\_\_\_\_

DATE: \_\_\_\_/\_\_\_\_/20\_\_\_\_

#### Q-1. Read the passage and answer the given questions.

That night, Birbal went quietly to the Pundits room when he was asleep. He whispered into the Pundit's ear and tickled it with a feather. The Pundit, half awake, cried out suddenly and shouted out words in his mother tongue.

(i) What did Birbal do at night?

\_\_\_\_\_.

(ii) How did Birbal disturb the Pundit?

\_\_\_\_\_.

(iii) Find the same word from the passage.

Murmered

\_\_\_\_\_

Screamed

\_\_\_\_\_

Calmly

\_\_\_\_\_

#### Q-2. Add 'a' or 'an' before the words given.

_____Pillow,	_____bedsheet,	_____wall clock,	_____apple,	_____arrow
_____orange,	_____ice-cream,	_____ball,	_____umbrella,	_____waistcoat,

#### Q-3. Match these language with the states in which they are spoken.

##### COLUMN 'A'

Malayalam

Tamil

Hindi

Punjabi

Marathi

Bhojpuri

##### COLUMN 'B'

Punjab

Kerala

Bihar

Uttar Pradesh

Maharashtra

Tamil Nadu

**Q-4. Use apostrophe ('s) to make a given pattern.**

**One is done for you.**

- a. This is the homework of Matthew

This is Matthew's homework.

- b. The pants of boy are black.

\_\_\_\_\_.

- c. This is the jacket of Sarah.

\_\_\_\_\_.

- d. The project of my class are fantastic .

\_\_\_\_\_.

**Q-5. Encircle the adverbs in the following sentences.**

- (i) Meena speaks loudly.
- (ii) The old man walked slowly.
- (iii) You should talk quietly.
- (iv) She is not here.
- (v) Our teachers often tell us moral stories.

**Q.6. Use 'THIS' and 'THESE', 'THAT' in the given sentences. Complete the sentences by looking the picture.**

- a. \_\_\_\_\_ members are listening to my speech.




- b. \_\_\_\_\_ stars are very far from Earth.



- c. \_\_\_\_\_ books are mine.



- d. \_\_\_\_\_ is my father's car.



- e. I'd like to go to \_\_\_\_\_ country.

KENDRIYA VIDYALAYA DHARAMPUR

WORKSHEET-02

TOPIC : A WATERING RHYME

CHAPTER- 14

CLASS-IV

NAME OF THE STUDENT \_\_\_\_\_

DATE \_\_\_\_ / \_\_\_\_ / \_\_\_\_

Q-1. Read the extract from the poem and answer the following questions.

Also when you water, water at the feet.

Flower keep their mouth, where we should wear our boots.

Soak the earth around them, then through all the heats.

The flowers have their water, for their thirsty feet.

(i) Q-1 Where should we water the plants?

\_\_\_\_\_.

(ii) What does the earth do with water?

\_\_\_\_\_.

(iii) Similar word of 'HEAT'.

\_\_\_\_\_.

Q-2. Tick the right answer.

a. When should we water the plants?

☐ Early morning or evening ☐ evening

☐ Noon and midnight ☐ night and morning

b. What does thirsty 'feet' mean?

☐ Flowers ☐ stem

☐ Roots ☐ branches

Q-3. Add 'y' in the given words and then make a sentence .One is done for you.

**WORDS**

**SENTENCES**

CLOUD - CLOUDY

It is a cloudy day.

RAIN - \_\_\_\_\_

\_\_\_\_\_

OIL - \_\_\_\_\_

\_\_\_\_\_

DIRT - \_\_\_\_\_

SLEEP - \_\_\_\_\_

Q-4. Circle the incorrect adjective for the given noun words.

a. The flower are

Blue                      Pink                      Sour                      Pretty

B. The sun is

Yellow                      Large                      Hot                      Long

C. The stars are

Shining                      White                      High                      Kind

D. The garden is

Beautiful                      Large                      High                      Small

Q-5. Fill in the blanks with **THEIR** or **THERE**.

- (i) They went to visit \_\_\_\_\_ aunt.
- (ii) \_\_\_\_\_ house is nearly hundred years old.
- (iii) I liked \_\_\_\_\_ new story books.
- (iv) What did you see over \_\_\_\_\_?
- (v) \_\_\_\_\_ is no more milk left.

Q-6. Read the poem carefully and find out the opposites of the given words from the poem.

WORDS	OPPOSTIES
a. LATE:	_____
b. QUENCHED:	_____
c. DRY:	_____
d. COOL:	_____
e. LOW:	_____
f. EVENING:	_____

Q. 7. Look for words in the poem which sound like the words given below.

i) Are: \_\_\_\_\_ Flour: \_\_\_\_\_

ii) Son: \_\_\_\_\_ Roots: \_\_\_\_\_



KENDRIYA VIDYALAYA DHARAMPUR

WORKSHEET- 03

TOPIC : THE GIVING TREE

CHAPTER-15

CLASS-IV

NAME OF THE STUDENT \_\_\_\_\_

DATE \_\_\_\_ / \_\_\_\_ / \_\_\_\_

**Q-1. Answer the following questions.**

- a. How many times did the boy come to the tree?

\_\_\_\_\_

- b. Was the tree always happy or sad to help the boy?

\_\_\_\_\_

**Q-2. ‘The Giving Tree’ had many qualities .Write down the describing words for the tree and the boy. Take the help from the HELP Box.(MAQ)**

Caring, Playful, Helping, Lovable, Protecting, Sweet, Big-hearted, Serving

TREE	BOY

**Q-3. Make a new words and complete the sentences.**

- a. The children love to sing \_\_\_\_\_. (loud)  
b. Read your lesson \_\_\_\_\_. (silent)  
c. Throw the ball \_\_\_\_\_. (slow)  
d. Do your work \_\_\_\_\_. (neat)

**Q-4. Write the plurals for the following words.**

- e. Army - \_\_\_\_\_ Leaf- \_\_\_\_\_ Sheep- \_\_\_\_\_  
f. Ox - \_\_\_\_\_ Tooth- \_\_\_\_\_ Fish- \_\_\_\_\_

**Q-5. Write 5 things you do to help your grandparents.**

\_\_\_\_\_  
\_\_\_\_\_  
\_\_\_\_\_  
\_\_\_\_\_  
\_\_\_\_\_

# KENDRIYA VIDYALAYA DHARAMPUR

## WORKSHEET -04

### TOPIC:THE DONKEY

#### CHAPTER-11

#### CLASS IV

NAME OF THE STUDENT: \_\_\_\_\_

DATE: \_\_\_\_/\_\_\_\_/20\_\_\_\_

**Q-1.Read the extract from the poem ‘THE DONKEY’ and answer the following questions.**

If I had a donkey, and he wouldn't go,  
Would I wallop him? No,no,no  
I'd find a little had, And give him some corn  
Then he'd be the best donkey, That ever was born.

(i) Name the two things that the poet wants to feed the donkey.

\_\_\_\_\_

(ii) What will happen when the donkey fed?

\_\_\_\_\_.

(iii) Rhyme word of ‘CORN’. \_\_\_\_\_

**Q-2.Circle the correct spelling words.**

- |           |         |        |
|-----------|---------|--------|
| a. Donkey | Donkye  | Dankey |
| b. Wallop | Wollop  | Wallap |
| c. Little | Littlle | Litle  |
| d. Carn   | Con     | Corn   |

**Q-3.Write the sentences again by giving the opposite of the underlined words.**

a. Riya has little food in her plate.

\_\_\_\_\_

b. Naina has gone to a long tour.

\_\_\_\_\_

c. Raju spoke sweet words to the beggars.

\_\_\_\_\_

d. Alisha loves her kitten very much.

\_\_\_\_\_

e. Reena has white goat and it is beautiful

\_\_\_\_\_

**Q-4. Give the rhymes of the following words.**

Go - \_\_\_\_\_ Some - \_\_\_\_\_ Corn- \_\_\_\_\_ Ever-\_\_\_\_\_

# KENDRIYA VIDYALAYA DHARAMPUR

## WORKSHEET-05

### TOPIC : BOOKS

#### CHAPTER-16

#### CLASS-IV

NAME OF THE STUDENT \_\_\_\_\_

DATE \_\_\_\_ / \_\_\_\_ / \_\_\_\_

**Q-1. Match the things mentioned in column 'A' to the place they belong to in column 'B'.**

COLUMN 'A'
Books
Students
Toys
Animals
Flowers

COLUMN 'B'
Toy shop
Library
Zoo
Garden
School

**Q-2. State 'T' for true and 'F' for false .**

- a. There were skinny books in the library. ( )
- b. The child did not like the books. ( )
- c. Fat books stood by themselves. ( )
- d. Books can be shared with friends . ( )
- e. Children should tear their books. ( )

**Q-3. Imagine that you will go to the bookshop tomorrow .What will you do there? Write 5 sentences beginning with -----**

- (i) I shall \_\_\_\_\_.
- (ii) I shall \_\_\_\_\_.
- (iii) I shall \_\_\_\_\_.
- (iv) I shall \_\_\_\_\_.
- (v) I shall \_\_\_\_\_.

**Q-4. Make a word families .Complete the word.**

- (i) S h \_ \_ \_
- (ii) T h r \_ \_
- (iii) L \_ \_ \_
- (iv) S p \_ \_ \_
- (v) R \_ \_ \_
- (vi) T r \_ \_

**Q-5. Unscramble the letters and make a useful word.**

**G A M A I N E Z :** \_\_\_\_\_ **E W S N A P R E P S :** \_\_\_\_\_

**N V O L E S :** \_\_\_\_\_ **M C C I O S :** \_\_\_\_\_

**Q-6. Look at this sentences.**

*A library is a place where books are kept.*

**Now fill in the blanks after reading these sentences.**

- (i) An \_\_\_\_\_ is a place where aeroplanes take off and land.
- (ii) A \_\_\_\_\_ is a place where food is cooked.
- (iii) A \_\_\_\_\_ is a place where sick people are taken care of.
- (iv) A \_\_\_\_\_ is a place where children study.
- (v) A \_\_\_\_\_ is a place where you can buy things.

**Q-7. Make new words by adding 'able'.**(MAQ)

- (i) Change + able : \_\_\_\_\_
- (ii) Believe + able : \_\_\_\_\_
- (iii) Desire + able : \_\_\_\_\_
- (iv) Notice +able : \_\_\_\_\_
- (v) Cure + able : \_\_\_\_\_

**Q.8. Look at the sentences and circle the correct answer.**(MAQ)

- I)\_\_\_\_\_ is a person who assists in library. ( Teacher, Librarian)
- II)\_\_\_\_\_ is a person who write a book. (Preacher, Writer)
- III)\_\_\_\_\_ is a person who publishes a book.( Publisher ,Printer)

**Q-9. Which subject do you like the most? Why?**

---

---

---

---

1. Revise all the syllabus of PT-2.
2. Learn Table 2 to 20
3. Take a printout of this worksheet and paste in maths notebook.

## CHAPTER 9: Halves and Quarter

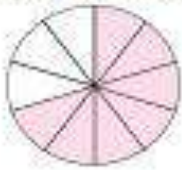
Mathematics [Class 4]

WS 2

NAME :

SECTION :

ROLL No.


**Q.1 Tick (✓) the correct option :****(a) Which fraction can be used to represent the following figure?**

(i)  $\frac{4}{10}$  ☐

(ii)  $\frac{7}{10}$  ☐

(iii)  $\frac{2}{10}$  ☐

(iv)  $\frac{9}{10}$  ☐

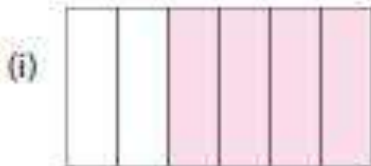
**(b) Which fraction can be used to represent the following figure?**

(i)  $\frac{3}{8}$  ☐

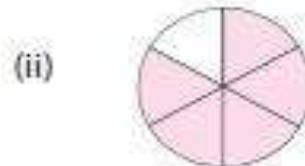
(ii)  $\frac{5}{8}$  ☐

(iii)  $\frac{1}{8}$  ☐

(iv)  $\frac{8}{8}$  ☐

**(c) Which figure shows fraction : 5/6**

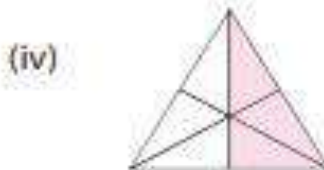
(i)

☐

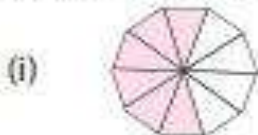
(ii)

☐

(iii)

☐

(iv)

☐**(d) Which figure shows fraction : 2/10**

(i)

☐

(ii)

☐

(iii)

☐

(iv)

☐**(e) Which fraction can be used to represent the following figure?**

(i)  $\frac{4}{9}$  ☐

(ii)  $\frac{7}{9}$  ☐

(iii)  $\frac{2}{9}$  ☐

(iv)  $\frac{9}{9}$  ☐

NAME :

SECTION :

ROLL No.

**Q. Solve the following word problems on division:**

Q.1 Naney wants to give away some of her things to her friends. Nine of her closest friends like stickers. If she plans to give all of them an equal number of stickers, how many stickers will each receive if she has 72 stickers?



---

---

---

---

Q.2 When relatives visit Haley's family, she and her cousins do origami. If she has 48 origami papers to give away to her six cousins, how many will each receive if she gives everyone the same number of origami papers?



---

---

---

---

Q.3 Betty bought 88 pink flower stones and wanted to make 8 bracelets out of these stones. How many pink flower stones will each bracelet have if she used the same number of stones in each bracelet?

---

---

---

---

Q.4 Anna made 33 blueberry cookies. If she shares this equally among her four friends, how many will each receive? Will there be any cookies leftover?



---

---

---

---



# **KENDRIYA VIDYALAYA DHARAMPUR**

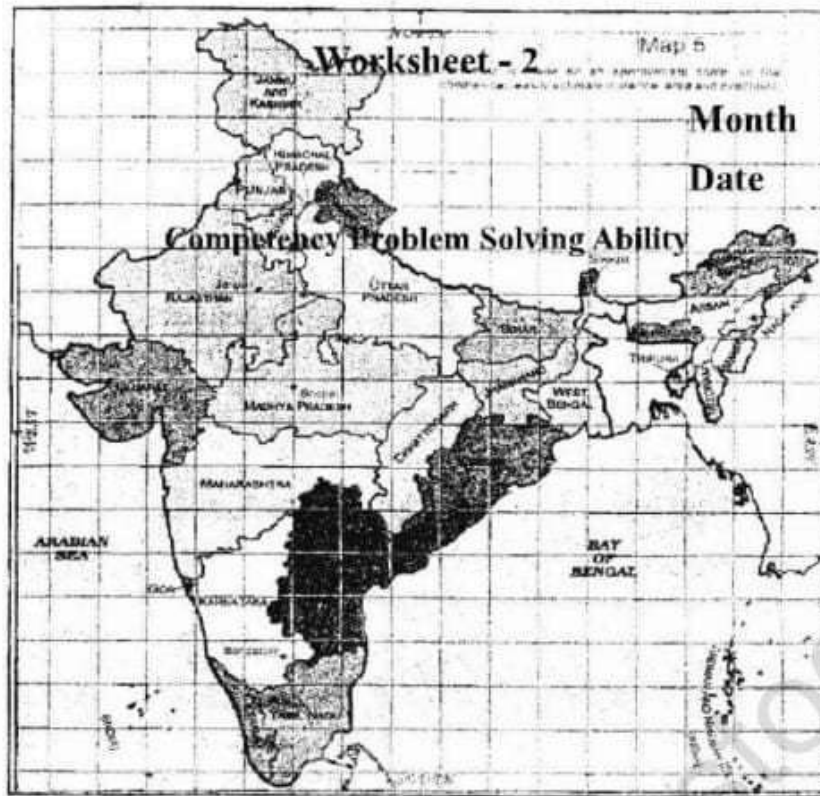
## **WINTER HOLIDAY HOME WORK**

**CLASS -V**

**SUBJECT- MATHS**

1. Learn and write Table from 2 to 20.
2. Revise chapter 8,9,10,11.

2. Look at the given map of India and answer the questions that follow :



- (a) Name 3 southern states of India.  
.....
- (b) Name 4 eastern states of India.  
.....
- (c) Name 3 states to the north of Delhi.  
.....
- (d) Paresh is going from Rajasthan to Assam. Name the states which fall in between her route.  
.....
- (e) Rashmi is going from Himachal Pradesh to Bangalore (Karnataka). Name the states which fall in between her route.  
.....

3. FILL IN THE BLANKS:

1. 1 m = \_\_\_\_\_ cm

2. 1 km = \_\_\_\_\_ m

3. Which is used to measure the distance between your house and your school?

(m, cm, km) \_\_\_\_\_

4. What is used to measure the distance between the Madurai and Chennai?

(m, cm, km) \_\_\_\_\_



5. What is used to measure the length of your pencil, pen, eraser? (m, cm, km) \_\_\_\_\_

NAME :


SECTION :

ROLL No.


**Q.1 Draw or paste 3 pictures of objects in shape of a cube:-**




**Q.2 Draw or paste 3 pictures of objects in shape of a cuboid:-**



**Q.3 Draw or paste 3 pictures of objects in shape of a cylinder:-**



**Q.4 Draw or paste 3 pictures of objects in shape of a cone:-**

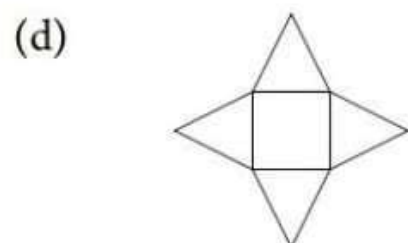
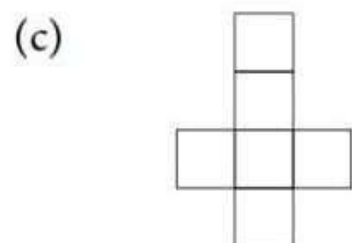
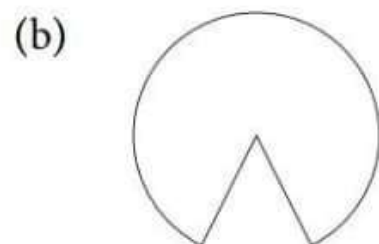

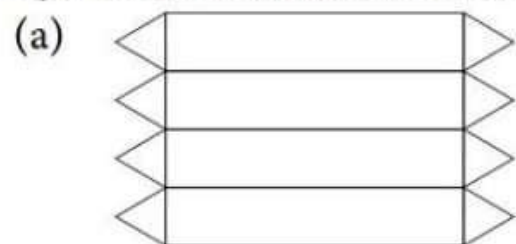


NAME :

SECTION :

ROLL No.

**Q.1 Draw and color 3-D shapes by the given nets:-**



**Q.2 Draw and color 2-D shapes by the given 3-D shapes:-**





NAME :

SECTION :

ROLL No.

**Q. Solve the following word problems:-**

COUNTRY	CURRENCY	VALUE IN (₹)
America	Dollar	72.79
Sri Lanka	Sri Lankan Rupee	0.37
Japan	Yen	0.67
China	Renminbi	11.36
Nepal	Nepalese rupee	0.63



(a) Which country's money costs least in Indian rupees? \_\_\_\_\_

(b) Which country's money costs most in Indian rupees? \_\_\_\_\_



(c) Mrs. Agrawal works in America and earns 240 dollars as monthly salary. How much does she earn in Indian rupees?

---



---



---



---

(d) Mrs. Sharma works in America and earns 357 dollars as monthly salary while her sister earns 440 renminbis in China. Who earns more in Indian rupees and by how much?

---



---



---



---



(e) Mr. Gupta works in Japan and earns 630 yens as monthly salary while his friend earns 634 rupees in Sri Lanka. Who earns more in Indian rupees?

---



---



---



---



(f) Mr. Arora works in Nepal and earns 330 rupees as monthly salary. How much does she earn in Indian rupees?




---



---



---



---

NAME :

SECTION :

ROLL No.

**Q.1 Shift the decimal:-**

(a)  $3.69 \times 10 = \underline{\hspace{2cm}}$

(b)  $53.4 \times 100 = \underline{\hspace{2cm}}$

(c)  $52.4 \times 10 = \underline{\hspace{2cm}}$

(d)  $4.23 \div 100 = \underline{\hspace{2cm}}$

(e)  $6.43 \div 100 = \underline{\hspace{2cm}}$

(f)  $6.35 \times 100 = \underline{\hspace{2cm}}$

(g)  $74.8 \times 10 = \underline{\hspace{2cm}}$

(h)  $46.9 \times 100 = \underline{\hspace{2cm}}$

(i)  $56.9 \div 10 = \underline{\hspace{2cm}}$

(j)  $63.4 \times 100 = \underline{\hspace{2cm}}$

(k)  $5.23 \div 10 = \underline{\hspace{2cm}}$

(l)  $5.63 \div 10 = \underline{\hspace{2cm}}$

(m)  $746 \div 100 = \underline{\hspace{2cm}}$

(n)  $68.4 \times 10 = \underline{\hspace{2cm}}$

(o)  $782 \div 100 = \underline{\hspace{2cm}}$

**Q.2 Convert:-**

(a) ₹ 2.5 =        paise

(b) 83 cm =        mm

(c) 8 cm =        mm

(d) 6 cm =        mm

(e) 3.4 cm =        mm

(f) 57 mm =        cm

(g) 64 mm =        cm

(h) ₹ 53 =        paise

(i) 35 cm =        mm

(j) ₹ 6.7 =        paise

(k) 84 mm =        cm

(l) ₹ 7.5 =        paise

(m) 74 cm =        mm

(n) ₹ 2.5 =        paise

(o) 13 cm =        mm



NAME :

SECTION :

ROLL No.

**Q. Complete the table:-**

LENGTH	BREADTH	PERIMETER	AREA
11 m	8 m	_____	88 m <sup>2</sup>
53 m	_____	_____	106 m <sup>2</sup>
_____	3 m	_____	192 m <sup>2</sup>
15 m	_____	44 m	105 m <sup>2</sup>
63 m	6 m	_____	_____
47 m	_____	112 m	_____
42 m	2 m	_____	_____
_____	7 m	152 m	483 m <sup>2</sup>
73 m	_____	152 m	_____
85 m	11 m	_____	_____
37 m	_____	100 m	481 m <sup>2</sup>
63 m	5 m	_____	_____
49 m	_____	_____	392 m <sup>2</sup>
83 m	3 m	_____	_____
41 m	15 m	_____	_____

NAME :

SECTION :

ROLL No.

**Q. A square postal stamp of 2 cm each side has to be used to measure the perimeters and areas of the following squares and rectangles:-**



Perimeter = \_\_\_\_\_ cm

Area = \_\_\_\_\_ cm<sup>2</sup>




Perimeter = \_\_\_\_\_ cm

Area = \_\_\_\_\_ cm<sup>2</sup>




Perimeter = \_\_\_\_\_ cm

Area = \_\_\_\_\_ cm<sup>2</sup>



Perimeter = \_\_\_\_\_ cm

Area = \_\_\_\_\_ cm<sup>2</sup>



Perimeter = \_\_\_\_\_ cm

Area = \_\_\_\_\_ cm<sup>2</sup>

NAME :

SECTION :

ROLL No.

**Q. Multiple choice questions:-**

- (a) What is the area of rectangle whose length is 12 cm and breadth is 9 cm?  
(i)  $144 \text{ cm}^2$  (ii)  $108 \text{ cm}^2$  (ii)  $81 \text{ cm}^2$
- (b) What is the area of square whose each side is 14 cm?  
(i)  $56 \text{ cm}^2$  (ii)  $28 \text{ cm}^2$  (ii)  $196 \text{ cm}^2$
- (c) What is the area of rectangle whose length is 31 cm and breadth is 4 cm?  
(i)  $124 \text{ cm}^2$  (ii)  $16 \text{ cm}^2$  (ii)  $35 \text{ cm}^2$
- (d) What has greater area, a square of side 15 m or a rectangle of length 5 m and breadth 3 m?  
(i) square (ii) rectangle (ii) equal
- (e) What is the area of square whose each side is 16 m?  
(i)  $64 \text{ m}^2$  (ii)  $256 \text{ m}^2$  (ii)  $32 \text{ m}^2$
- (f) What is the area of rectangle whose length is 32 cm and breadth is 12 cm?  
(i)  $44 \text{ cm}^2$  (ii)  $123 \text{ cm}^2$  (ii)  $384 \text{ cm}^2$
- (g) If the perimeter of a square is 64 cm, then what will be each side of the square?  
(i) 4 cm (ii) 256 cm (ii) 16 cm
- (h) If the perimeter of a square is 48 cm, then what will be its area?  
(i)  $144 \text{ cm}^2$  (ii)  $108 \text{ cm}^2$  (ii)  $81 \text{ cm}^2$
- (i) What is the perimeter of rectangle whose length is 32 cm and breadth is 8 cm?  
(i) 256 cm (ii) 80 cm (ii) 40 cm
- (j) What is the breadth of rectangle whose length is 23 cm and area is  $184 \text{ cm}^2$ ?  
(i) 144 cm (ii) 108 cm (ii) 81 cm
- (k) What is the area of rectangle whose length is 21 cm and breadth is 19 cm?  
(i)  $40 \text{ cm}^2$  (ii)  $399 \text{ cm}^2$  (ii)  $80 \text{ cm}^2$

# KENDRIYA VIDYALAYA DHARAMPUR

## WINTER BREAK HOMEWORK

CLASS -V

SESSION 2024-25

SUB: ENGLISH

### 1. Revise PT-2 Syllabus.

- Topsy-Turvy Land
- Gulliver's Travels
- Nobody Friends
- The Little Bully

### 2. Do the worksheet and paste in your notebook.

#### WORKSHEET

Reema was kind and helpful in nature. She helped her family, her friends and her neighbours in any way she could. She used to do all the chores in the house and helped her mother to prepare food. She helped her friends with their homework. She got things from the market for her old neighbour. One day, while walking on the street, Reema saw that the lady walking in front of her had dropped her purse and did not realize it. Reema quickly ran towards the lady and informed her about her fallen purse. The lady thanked Reema and offered her some money in return but she refused it. The lady was thankful and bought fruits and chocolate for her to eat.

1. Reema returned \_\_\_\_\_ to the old lady.  
A. Food                      B. Fruits                      C. Purse                      D. Money
2. The woman gave fruits and chocolate for Reema as a:  
A. Bribe                      B. Gift                      C. Reward                      D. Punishment
3. We can help our grandparents by:  
A. Doing chores in the house                      B. Spending time with them  
C. Eating our food on time                      D. Doing our homework
4. She got the things from the market to \_\_\_\_\_ her neighbour.  
A. Support                      B. Anger                      C. Scare                      D. Fatten
5. Reema returned the purse of the lady. This shows Reema was:  
A. Helpful                      B. Guilty                      C. Honest                      D. Beautiful

**3. Sports play a very important role in our lives. Each one of us should take up a sport.**

Playing sports keeps us fit and healthy. When we play a sport our body is active and our mind is alert. Sport is a form of exercise. There are many sports that we can choose from. They can be local games such as kabbadi or well-known games such as cricket or football. Exercise is important for our body to grow and stay healthy. Only a healthy body can have a healthy mind. Sports help us to learn many things. They teach us how to follow rules and work with each other. They help us to learn hard work. When we lose we learn to try again. Sports make us a smart person

**1. Playing sports make us \_\_\_\_\_.**

- A. Angry                      B. Tired                      C. Fit                      D. Sad

**2. If we want our mind to be alert, we must \_\_\_\_\_.**

- A. Eat well    B. Study hard  
C. Sleep on time                                      D. Exercise daily

**3. Sports teach us \_\_\_\_\_.**

- A. To be clever    B. Team work  
C. Games    D. To stay clean

**4. Sports help us to make our \_\_\_\_\_ better.**

- A. Body                      B. Mind                      C. Personality                      D. Family

**5. Sports help us to become \_\_\_\_\_.**

- A. Kind                      B. Honest                      C. Weak                      D. Disciplined

**4. Choose the right option from the choices given in brackets and complete the sentences.**

**(i) I write down my feelings and thoughts in a ..... (diary/dairy)**

**(ii) The driver applied the ..... to stop the bus. (brake/break)**

**5. Fill in the blanks choosing group words given in the bracket.**

**(i) I like watching \_\_\_\_\_ of stars in the sky at night. (cluster/clump)**

**(ii) The \_\_\_\_\_ of birds flew together. ( swarm/flock)**



# KENDRIYA VIDYALAYA DHARAMPUR

## HOLIDAY HOME WORK

### CLASS -5 SUBJECT HINDI

- आवधिक परीक्षा-2 के निर्धारित पाठ्यक्रम को अनिवार्यतः याद करना सुनिश्चित करें ।
- अधोलिखित अपठित गद्यांश एवं हिंदी व्याकरण कार्य-पत्रक को प्रिंट कर अपनी कार्य-पुस्तिका में चिपकाकर हल करना अनिवार्य है ।

एक बार कासी नाम का एक बड़ई रहता था। उसका एक पाँच साल का बेटा था। उसका नाम वासु था। कासी के पिता रामू बहुत बूढ़े थे और वह भी उनके साथ रहता था। कासी सोचने लगा कि उसके पिता उसके किसी काम के नहीं हैं क्योंकि वह कोई भी काम करने के लिए बहुत बूढ़े हो गए हैं। कासी हमेशा अपने पिता से गुस्से में बात करता था। एक दिन कासी ने अपने पिता को मिट्टी की थाली में खाना दिया। बहुत बूढ़ा होने के कारण रामू मिट्टी की थाली पकड़ नहीं पाया। उसने थाली नीचे गिरा दी और टूट गई। कासी बहुत क्रोधित हुआ और उसने अपने पिता को डांटा। वासु ने यह देखा। अगले दिन कासी ने एक नई मिट्टी की थाली दी। वह काम करने के लिए बाहर चला गया। जब वह वापस आया, तो उसने देखा कि नई मिट्टी की थाली भी टुकड़ों में टूटी हुई है। उसने अपने पिता को बुरी तरह डांटा और उन्हें चेतावनी दी, "बूढ़े आदमी, अगर आपने अगली थाली भी तोड़ दी, तो आपके लिए खाना नहीं रहेगा"। वासु अपने पिता की बातें सुन रहा था। अगले दिन, शाम को, जब वह वापस घर आया, तो उसने देखा कि उसका बेटा अपने बड़ईगरी के औजारों के साथ कुछ काम कर रहा है। यह देखकर वह आश्चर्यचकित हो गया और खुशी-खुशी उसके पास गया; कासी ने वासु से पूछा, "तुम क्या कर रहे हो, बेटा?" वासु ने उत्तर दिया, "पिताजी, मैं तुम्हारे लिए लकड़ी की एक प्लेट बना रहा हूँ। जब तुम बूढ़े हो जाओगे, तो मैं तुम्हें यह लकड़ी की प्लेट दे दूँगा ताकि तुम इसे तोड़ न सको और मुझे तुम्हें घर से बाहर न भेजना पड़े।" कासी को अपनी गलती का एहसास हुआ और उसने अपनी गलतियों के लिए अपने पिता से माफ़ी मांगी। उसके बाद उसने अपने पिता के साथ कभी बुरा व्यवहार नहीं किया।

1. काशी अपने पिता से हमेशा गुस्से से क्यों बात करता था?

---

---

2. क्या काशी का अपने पिता के प्रति असभ्य व्यवहार सही था/गलत? कारण बताइए।

---

---

3. वासु ने लकड़ी की प्लेट क्यों बनाई? उसने अपने पिता को क्या सीख दी?

---

---

4. इस कहानी से आपको क्या शिक्षा मिलती है?

---

---

5. मान लीजिए आप काशी होते तो अपने पिता के साथ कैसा व्यवहार करते?

---

---

## हिंदी व्याकरण कार्यपत्रक

प्रश्न 1: निम्नलिखित शब्दों के पर्यायवाची शब्द लिखिए:

1. खुशी - \_\_\_\_\_, \_\_\_\_\_, \_\_\_\_\_
2. विद्यालय - \_\_\_\_\_, \_\_\_\_\_, \_\_\_\_\_
3. सूर्य - \_\_\_\_\_, \_\_\_\_\_, \_\_\_\_\_

प्रश्न 2: निम्नलिखित वाक्यों को पढ़कर उन्हें सरल वाक्यों में बदलिए:

1. राम और श्याम दोनों भाई हैं और वे साथ में खेलते हैं।
2. सीता ने अपने दोस्तों के साथ पिकनिक पर जाने की योजना बनाई।

प्रश्न 3: निम्नलिखित वाक्यों में संज्ञा और विशेषण को पहचानिए और उन्हें रेखांकित कीजिए:

1. हरे-भरे पेड़ के नीचे गाय बैठी थी।
2. लंबा लड़का दौड़ रहा था।

प्रश्न 4: निम्नलिखित वाक्यों में क्रिया को पहचानिए और उसे रेखांकित कीजिए:

1. रीमा ने अपने दोस्त को पत्र लिखा।
2. बच्चा गेंद से खेल रहा है।

प्रश्न 5: वचन परिवर्तन

1. वह लड़कियां खेलने जा रही हैं।
2. वह पुस्तकें बहुत पुरानी हैं।

प्रश्न 6: निम्नलिखित वाक्यों को भूतकाल में बदलिए:

1. राम स्कूल जाता है।
2. सीता खाना खा रही है।

प्रश्न 7: निम्नलिखित वाक्यों में कारक चिन्ह पहचानिए और उन्हें रेखांकित कीजिए:

1. मुझे बाजार जाना है।
2. वह पुस्तक मुझे दे दो।





# **KENDRIYA VIDYALAYA DHARAMPUR**

## **WINTER BREAK HOMEWORK**

### **CLASS-5**

#### **EVS**

1. Take print out of all the given worksheet and do all answers in them.
2. Learn and revise all the syllabus of PT-2.  
CHAPTER-12 What if it finishes
  - 13 A shelter so high
  14. When the earth shook
  15. Blow hot Blow cold
  16. Who will do this work
  17. Across the wall
  18. No place for us
3. Paste any 10 grains/seeds used in your home on A-4 sheet.( Roll No 1-20)
4. Make a collage of things we get from trees/plants on A-4 Sheet. (Roll No 21-40)

**KENDRIYA VIDYALAYA DHARAMPUR**

**CLASS – V    SUBJECT – ENVIRONMENTAL STUDIES**

**CHAPTER –17    TOPIC – ACROSS THE WALL**

**(WORKSHEET -4)**

**NAME - .....    ROLL NO. - .....    DATE - .....**

**Q.1 Name the sport shown in the pictures given below. Also write how many players are there in one team?**



Sport- \_\_\_\_\_

No. of players - \_\_\_\_\_



Sport- \_\_\_\_\_

No. of players - \_\_\_\_\_



Sport- \_\_\_\_\_

No. of players- \_\_\_\_\_



Sport- \_\_\_\_\_

No. of players - \_\_\_\_\_



Sport- \_\_\_\_\_

No. of players - \_\_\_\_\_

**Q.2 Write the National Games of following countries:**

1. India - \_\_\_\_\_

2. America- \_\_\_\_\_

3. Australia - \_\_\_\_\_

4. England - \_\_\_\_\_

**Q.3 Name the following women who got special recognition in their area.**

**Pratibha Patil, Indira Gandhi, Kalpana Chawla, Bachendri Pal,  
Kiran Bedi**

1. First woman IPS officer of India. \_\_\_\_\_

2. First woman of Indian origin to go to space. \_\_\_\_\_

3. First woman Prime Minister of India. \_\_\_\_\_

4. First woman President of India. \_\_\_\_\_

5. First India woman to climb Mount Everest. \_\_\_\_\_

**Q.4 Which sport do you like to play? Who encouraged you to play it?**

\_\_\_\_\_

**Q.5 Name any woman or girl who you would want to be like when you grow up.**

\_\_\_\_\_

**Q.6 Read the newspaper report and answer the following questions. (MAQ)**

**Stars in her eyes** (Indian Express, 2007)



Just 13 years old, Afsana Mansuri has already jumped over the wall. The wall between her *ghuggi* and the local basketball court. The wall made by society, for a girl who washes

utensils for a living. The gender wall her mother had put up for her.

Today, Afsana herself has become a strong wall of NBA, the Nagpada Basketball Association of Mumbai.

Today, she is the source of strength for five other girls who have come to the basketball court, leaving behind the problems of their everyday lives.

Today, she is the star of a young team. This team has managed to surprise some of Mumbai's club teams. With a lot of guts and courage, the team has reached the semi-finals of a district-level tournament.

1. Write the full form of NBA. Where is it located?

\_\_\_\_\_

\_\_\_\_\_

2. The newspaper report said, 'Afsana had jumped over the wall'. Think and write in your own words what was that wall?

\_\_\_\_\_

\_\_\_\_\_

\_\_\_\_\_

3. What difficulties did girls had to face to become a basketball player?

\_\_\_\_\_

\_\_\_\_\_

\_\_\_\_\_

**Q.7 Write four lines about your favourite sport. (MAQ)**

\_\_\_\_\_

\_\_\_\_\_

\_\_\_\_\_

\_\_\_\_\_

**KENDRIYA VIDYALAYA DHARAMPUR**

**CLASS – V     SUBJECT – ENVIRONMENTAL STUDIES**

**CHAPTER –16    TOPIC – WHO WILL DO THIS WORK?**

**(WORKSHEET -3)**

**NAME - .....    ROLL NO. - .....    DATE - .....**

---

**Q.1 Fill in the blanks.**

1. Narayan's job was to teach the \_\_\_\_\_ how to clean the toilets.
2. Later little Bhim was known as \_\_\_\_\_
3. \_\_\_\_\_ used to say everyone should do every kind of work.
4. The name that Gandhiji gave to untouchables was \_\_\_\_\_
5. Baba Saheb fought for the \_\_\_\_\_ of people like us.

**Q.2 True and False.**

1. All works are respectful. (       )
2. Gandhiji fought against untouchability. (       )
3. Gandhiji's favourite bhajan 'Vaishav Jan' is in Gujarati. (       )
4. People of one community have to do cleaning work. (       )

**Q.3 Answer in one word.**

1. Name of Gandhiji's ashram in Ahmedabad. \_\_\_\_\_
2. The constitution was prepared under the leadership of \_\_\_\_\_

**Q.4 Write the name of five jobs each which you like to do and won't like to do.**

**Would like to do**

---

---

---

---

---

**Won't like to do**

---

---

---

---

---

**Q.5 Answer the following questions.**

1. Why do people do different kind of jobs?

---

---

2. How was cleaning work is done in those days?

---


---

3. What will happen if we don't keep our surrounding clean?

---

---

**Q. 6 Look at the picture given below and answer the questions.**



1. Why do you think people need to do this kind of work?

---

---

2. What will happen if nobody does such work?

---

---

3. What is our responsibility to keep the place clean?

---

---

**Q.7 Write a slogan on theme: 'Healthy mind lives in healthy body'. (MAQ)**

**KENDRIYA VIDYALAYA DHARAMPUR**

**CLASS – V    SUBJECT – ENVIRONMENTAL STUDIES**

**CHAPTER –13    TOPIC – A SHELTER SO HIGH!**

**(WORKSHEET -6)**

**NAME - .....    ROLL NO. - .....    DATE - .....**

---

**Q.1 Observe the pictures and fill in the blanks.**



1. Some old houses have special type of window which comes out of the wall. This is called \_\_\_\_\_.



2. The beautiful arches on the doors and windows of old houses are called \_\_\_\_\_.



3. Many families in Srinagar live in a boat called. \_\_\_\_\_.



4. Beautiful carvings can be seen on ceiling of houseboats and some big houses. This design is called \_\_\_\_\_.

**Q.2 Answer in one word. Take help of the jumbled words given in the box.**

1. A famous lake in Srinagar. \_\_\_\_\_ (ADL)
2. The place where Changpas keep their animals. \_\_\_\_\_ (KLHAE)
3. The tribe who lives in Changthang. \_\_\_\_\_ (HANGCPA)
4. The world famous shawl woven by the weavers of Kashmir by hand. \_\_\_\_\_ (HMINASAP)
5. A conical tent where the Changpas live. \_\_\_\_\_ (BOER)
6. Tourists enjoy the ride of beautiful boats on dal lake called \_\_\_\_\_. (IHSKAAR)

**Q.3. Write the name of some hilly areas. Also mention the state in which it is situated. (MAQ)**

Hilly area	State

**Q.4. Give reasons. Why?**

1. Goats are the only treasure for Changpas.

---

---

2. Yak hair is used to make the tents.

---

---

**Q.5. Fill in the blanks:**

1. It took three days to cover \_\_\_\_\_ kilometres from Mumbai to Delhi.

2. An area which is high, dry and flat is called a \_\_\_\_\_.

3. Tashi's home was a building with \_\_\_\_\_ floors.

4. \_\_\_\_\_ is a cold desert.

5. Gaurav Jani had to travel through difficult road of state of Jammu and Kashmir to reach \_\_\_\_\_ in \_\_\_\_\_.

**Q.6. Match the following:**

- |               |                      |
|---------------|----------------------|
| 1. Leh Ladakh | Entrance of the door |
| 2. Changpas   | House on boat        |
| 3. Donga      | Cold Desert          |
| 4. Khatamband | Lives on Mountain    |
| 5. Mehraab    | Design on walls      |



**KENDRIYA VIDYALAYA DHARAMPUR**

**CLASS – V SUBJECT – ENVIRONMENTAL STUDIES**

**CHAPTER –18 TOPIC – NO PLACE FOR US?**

**(WORKSHEET -5)**

**NAME - ..... ROLL NO. - ..... DATE - .....**

---

**Q.1 Choose the correct answer.**

1. In which village Jatryabhai was born?

- a. Sindhuri ☐ b. Khedi ☐ c. Mumbai ☐

2. Jatrya's family moved to \_\_\_\_\_ village from Khedi village.

- a. Sindhuri ☐ b. Khedi ☐ c. Mumbai ☐

3. Which job Jatryabhai started doing in Mumbai.

- a. Mason ☐ b. Labourer ☐ c. Repair fish nets ☐

4. People of Khedi village had to leave their land because of:

- a. Upcoming factory ☐ b. Upcoming dam ☐ c. They moved for money ☐

5. Where did you find slums?

- a. Village ☐ b. Town ☐ c. Big cities ☐

**Q.2 Fill in the blanks:**

**Kabadiwala (junk seller), farming, family,  
dam, tyre**

1. \_\_\_\_\_ is the main occupation of villagers.

2. A big wall built across the river is called \_\_\_\_\_.

3. Empty bottles and newspapers are sold to \_\_\_\_\_.

4. The smoke and smell coming from burning \_\_\_\_\_ is horrible and unhealthy.

5. In Khedi village people lived together like a \_\_\_\_\_.

**Q.3 True – False:**

1. Young Sidya worked in a nearby fish factory. ( )

2. Jatryabhai had to even buy water in Mumbai. ( )

3. Roofs made of tin keeps the house cool in summer. ( )

4. In Sinduri village there was doctor but it was difficult to find doctor. ( )

5. There are plenty of trees in town and air is fresh. ( )

**Q.4 Answer the following questions:**

1. Who all come to your mind when you think about your family.

---

---

2. What do you learn from your elders?

---

---

3. In Khedi village what all did children learn?

---

---

4. What are the advantages and disadvantages of a Dam.

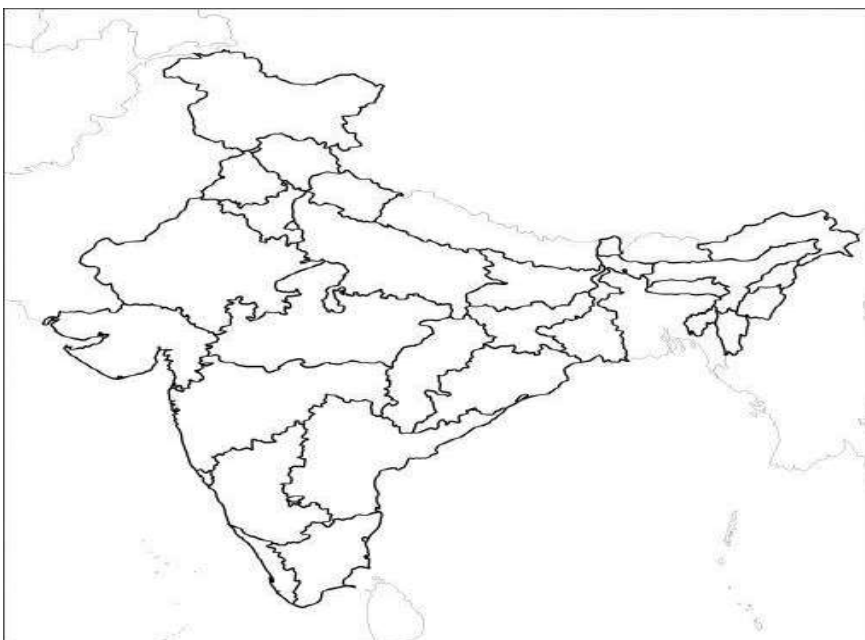
---

---

**Q.5 Name any five dams of India. Also mention the river on which they are made.**

Dams	Rivers

**Q. 5 Mark any two rivers on the map of India. (MAQ)**



**KENDRIYA VIDYALAYA DHARAMPUR**

**CLASS – V    SUBJECT – ENVIRONMENTAL STUDIES**

**CHAPTER –15   TOPIC – BLOW HOT, BLOW COLD**

**(WORKSHEET -2)**

**NAME - .....    ROLL NO. - .....    DATE - .....**

---

**Q.1 Observe the picture and answer the following questions.**



a. Why did the woman is blowing in the burning fire?

\_\_\_\_\_

b. For what other things do you blow air from your mouth?

\_\_\_\_\_



a. Name the instrument shown in the picture.

\_\_\_\_\_

b. Who uses it and why?

\_\_\_\_\_

**Q.2 Write name of few things which produce melodious sounds when we blow into them.**

\_\_\_\_\_

\_\_\_\_\_

**Q.3 Give examples of each:**

A). We blow to cool hot things.

1. \_\_\_\_\_ 2. \_\_\_\_\_

B). We blow to warm cold things.

1. \_\_\_\_\_ 2. \_\_\_\_\_

**Q.4 Give reasons.**

1. Why do we blow on spectacles to clean them?

---

---

2. Why the woodcutter was blowing on hot potatoes?

---

---

3. How does your breath help to warm your cold hand in winters?

---

---

4. How did your breath help to cool a hot cup of coffee?

---

---

**Q.5 Fill in the blanks:**

1. \_\_\_\_\_ air is light and rises up. (warm / cool)

2. \_\_\_\_\_ air is heavy and comes down. (cool / warm)

3. In \_\_\_\_\_ the air that comes out from our mouth is cooler as compared to outside air. (summer/ winter)

4. In \_\_\_\_\_ the air that comes out from our mouth is warmer as compared to outside air. (summer/ winter)

5. The air we breathe out contains \_\_\_\_\_. (moisture / dust)

**Q.6. Mark tick ✓ for the actions in which blowing of air is used and cross ✗ for the actions in which blowing of air is not used.**

a. Eating food – ☐

b. Cooling Tea – ☐

c. Whistling – ☐

d. Drinking water – ☐

e. Playing flute – ☐

**KENDRIYA VIDYALAYA DHARAMPUR**

**SUBJECT – ENVIRONMENTAL STUDIES**

**CHAPTER –14 TOPIC – WHEN THE EARTH SHOOK!**

**CLASS-V (WORKSHEET -1)**

**NAME - ..... ROLL NO. - ..... DATE - .....**

**Q.1 Fill in the blanks:**

1. Earthquake is natural \_\_\_\_\_.
2. Jasma's leg was \_\_\_\_\_ in that earthquake.
3. Villagers mixed clay with \_\_\_\_\_ and made large cakes to build houses.
4. Staying in \_\_\_\_\_ was very difficult in winter for jasma and the people of her village.
5. People face a lot of difficulties when they lose people from their \_\_\_\_\_ and their \_\_\_\_\_ and belongings.

**Q.2 Match the following.**

<b>A</b>	<b>B</b>
Earthquake	Acute scarcity of water
Cyclone	Excessive rainfall
Flood	Shaking of earth's surface
Famine	Strong revolving winds which uproot huge poles and trees,
Drought	Extreme scarcity of food

**Q.3 Classify following into Natural and man-made disasters.**

**Earthquake, Flood, Road Accident, Tsunami, Nuclear Explosion, Deforestation**

<b>Natural disaster</b>	<b>Man-Made Disaster</b>

#### Q.4 Answer the following:

##### 1. What should we do in case of Earthquake?

---

---

##### 2. Read the TV report given below and answer the following questions.



*Ahmedabad, January 26, 2001*

At least a thousand people are feared dead in the earthquake that struck Gujarat this morning. Many thousands have been injured. Army jawans have been called in to help.

At least a hundred and fifty buildings have fallen in the city of Ahmedabad. In these, there are a dozen multi-storeyed buildings. By this evening, around 250 bodies have been removed from these buildings. It is feared that several

thousand people may still be trapped. Rescue efforts are on. There is perhaps no building in the city which has not developed cracks.

The situation in Bhuj is even worse. People are running around in shock and panic. Within an hour of the earthquake the fire engines had reached and started work along with the local people. Offers to help are coming from all corners of the country and abroad.

##### 1. Where is Bhuj? When did the earthquake in Bhuj occur?

---

---

##### 2. How was the Bhuj affected in the earthquake on 26 January 2001?

---

---

#### Q.5 State True or False:

1. At the people of the village were sad and disturbed. (       )
2. People help each other, when there is a natural calamity. (       )
3. The people of the village worked separately to build their huts. (       )
4. The villagers did not get any help from government and the people from other cities.  
(       )
5. The walls were whitewashed and decorated with beautiful designs and small pieces of mirrors. (       )

**MULTI –DISCIPLINARY PROJECT (MDP)**



तत् त्वं पूषन् अपावृणु  
**केन्द्रीय विद्यालय संगठन**

**Name of the student**\_\_\_\_\_

**Class V & Section**\_\_\_\_\_

**Roll no** : \_\_\_\_\_

**Theme** : Monuments

**Project title:** \_\_\_\_\_

**Linked subjects:** English , Hindi , Mathematics , EVS & Arts .

**Guide teachers:**

\_\_\_\_\_  
\_\_\_\_\_

**Date:**.....

**Signature:**.....



# **MULTIDISCIPLINARY PROJECT**

## **THEME- MONUMENTS**

### **CLASS - V**

#### **GUIDELINES FOR THE PROJECT:**

- 1. Complete and submit the project by 14th Jan 2025.**
- 2. Write the project work on 'A4' Sheet papers .**
- 3. Write one side of the paper only.**
- 4. The project work should be done neatly.**
- 5. Avoid spelling mistakes and do error free work.**

## **Subject- English**

### **Activity 1.**

**Write an article or a poem about your favourite monument.**

### **Activity 2.**

**Write slogans on the theme “ Preserve the monument”**

## विषय- हिन्दी

### Activity 1.

दिल्ली में स्थित किन्हीं चार स्मारकों के नाम लिखो और उन स्मारकों के बारे में पांच - वाक्य लिखें।

### Activity 2.

ओडिशा में स्थित किसी एक ऐतिहासिक स्थल का चित्र सहित व्याख्या करें।

## **SUBJECT-EVS**

### **Activity 1.**

**List 5 palaces of India and collect their pictures and write 2 important sentences about it.**

### **Activity 2.**

**Give some suggestions to improve tourism in Indian state.**

## **Subject – Mathematics**

### **Activity 1.**

**Draw the blue print (floor map) of any one monument (Charminar) .**

### **Activity 2.**

**Find the distance and direction of the following from Hyderabad and fill the table accordingly**

<b>S.n</b>	<b>Monument</b>	<b>Place/ State</b>	<b>Distance from Delhi</b>	<b>Direction</b>
<b>Ex</b>	<b>Taj Mahal</b>	<b>Agra/ Uttar pradesh</b>		
<b>1</b>	<b>Saranath stupa</b>			
<b>2</b>	<b>Ramappa temple</b>			
<b>3</b>	<b>Gol Gumbaz</b>			
<b>4</b>	<b>Brihadeeswara temple</b>			