

Kendriya Vidyalaya, CUP Ghudda

Summer Vacation Holiday Homework



Session - 2025-26
Class - 1

Dear Students,

Here are the ways by which you can make your holidays fun and learning at the same time:

- 1) Go for a walk, talk about things you see around. Speak in English as much as possible.
- 2) Help parents in small household chores like dusting, cleaning and watering the plants.
- 3) Suggested places to visit -Zoo, Railway Museum, Air Force museum, Traffic Training Park, Planetarium.
- 4) Read story books in English and Hindi.
- 5) Daily activity : Students are requested to water the plants everyday and prepare a bird bath to help birds in the summer.

NOTE: Do all work in a neat and clean handwriting in the **separate Homework notebook**. Parents are requested to just guide the children to complete the task on their own.

Note: Do the holiday homework in a separate notebook.

SUBJECT - ENGLISH

1. Write A to Z cursive writing.
2. Learn 2 poems with actions.
3. Make a picture dictionary having two pictures of each letters (A to Z).
4. Write your favourite things :- Colour, food, game, cartoon, friend.

5. Learn the following words and do the practice of dictation of these words.

DICTATION-1

1. RAT
2. BIG
3. JUG
4. DOG
5. PIG
6. CAT

DICTATION-2

1. GOOD
2. BAD
3. BATH
4. FINGERS
5. SHINE
6. WIPE

DICTATION-3

1. COW
2. MAN
3. OUT
4. BOY
5. GIRL
6. HOT

DICTATION-4

1. THINK
2. TRY
3. TOES
4. SHAKE
5. WIPE
6. SHINE

6. Complete the following worksheets.

TOPIC - A FARM

WORKSHEET 1

Q1. Name two domestic animals

--	--

Q2. Name two wild animals

--	--

Q3. What sound does the duck make? (Baa baa, Quack quack)

Ans _____

Q4. Fill the missing letters to complete the word:


1) F__rm 2) She__p

Q5. Match the animals with their pictures :

Sheep



Lion



Monkey



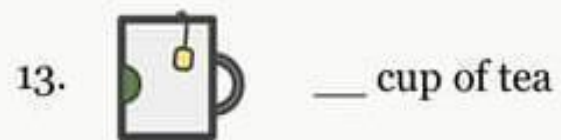
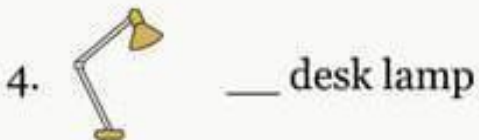
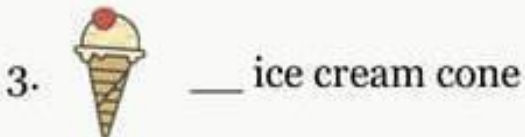
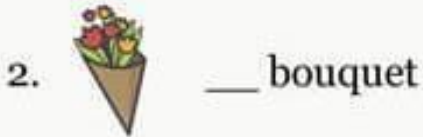
Duck



WORKSHEET 2


Q 1. Fill in the blanks with correct articles-

A / An

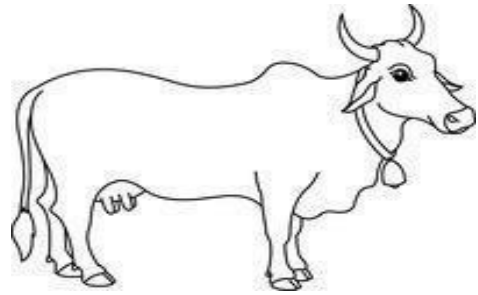


WORKSHEET 3

Q2. Observe the picture and fill the missing letter-



(A) SH___P



(B) C___W

Q 3. Fill in the blanks – (baa-baa / moo-moo)

With ahere, And a baa – baa there.

Q4. Tick the correct spelling-

1) dcuk / duck


2) farm / fram

Q5. Match the animals with their sound :

(a) baa - baa

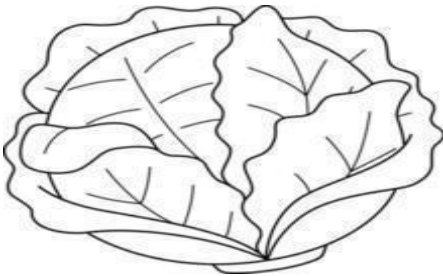


(b) quack-quack




WORKSHEET 4

Q 1. Observe the picture and complete the name:



(a) C



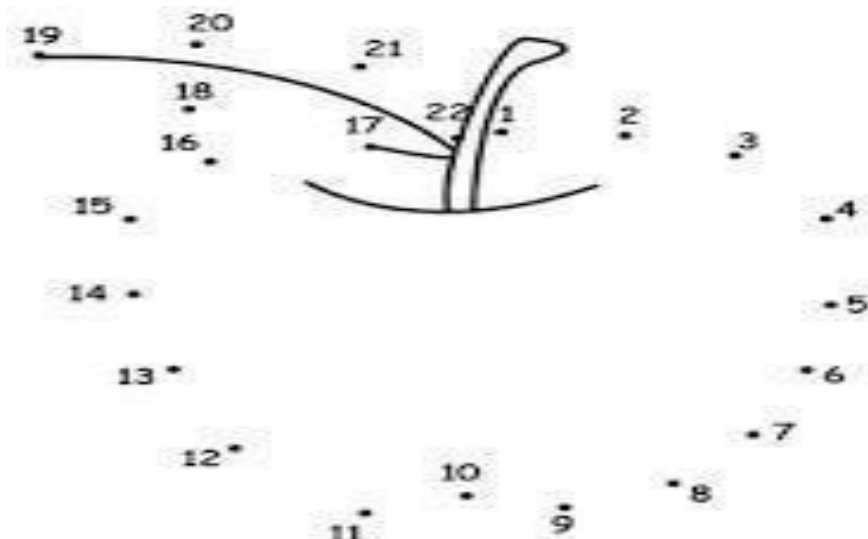
(b) T

Q 2. Write what do you call in your mother tongue: -

a) CHAPATI

b) CURD

Q3. Join the dots and colour the picture. Write its name also:



Name :

WORKSHEET 5

1.

NAME ME!

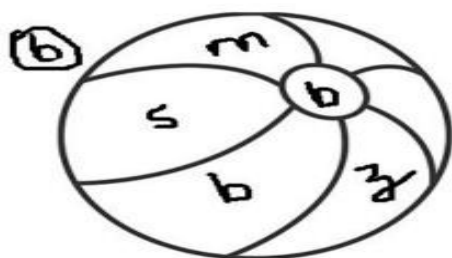
Identify the image and color the letter that represents its beginning sound



apple

HOW DO I SOUND?

Identify the image and color the letter that represents its beginning sound



ball

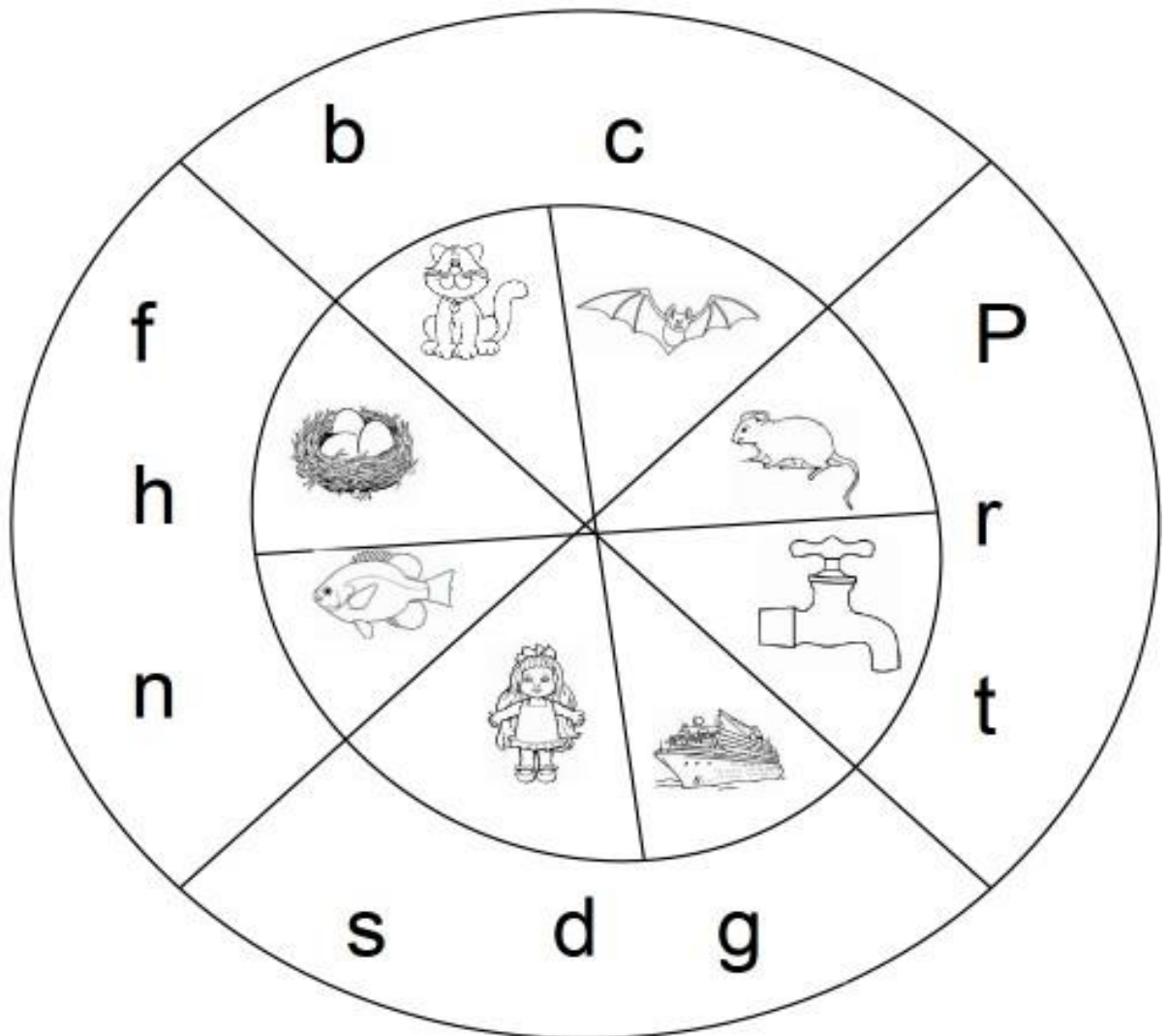


cat

WORKSHEET 6

FIND MY BEGINNING SOUND

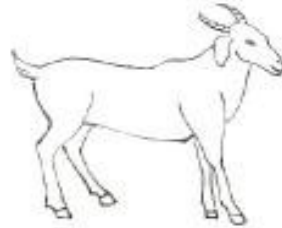
What is the beginning sound of the name of the picture given? Match the picture with its sound.




WORKSHEET 7

CATCH THE MIDDLE SOUND

Help Sam find and color the pictures that have the 'a' sound in the middle of their name.



Let's color the pictures that have the 'e' sound in the middle of their name.



WORKSHEET 8

TRACE AND WRITE

1. Write a letter in each box.
Trace the sight word. Then write it in the box given below.

a) above

above

--	--	--	--	--

c) below

below

--	--	--	--	--

e) behind

behind

--	--	--	--	--

g) near

near

b) over

over

--	--	--	--

d) under

under

--	--	--	--	--

f) middle




middle

--	--	--	--	--

h) house


house

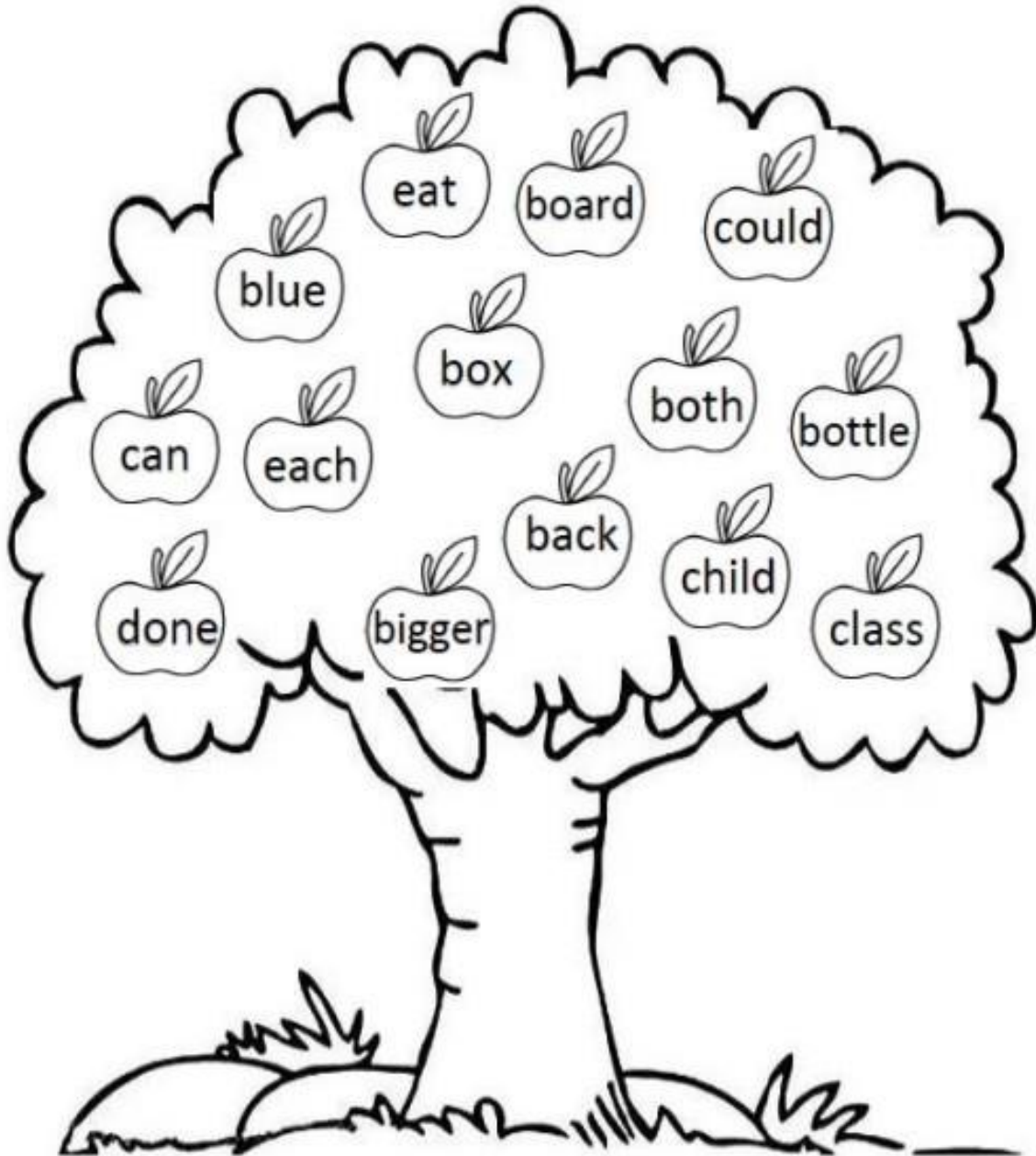
1. Circle the letter that each picture starts with. Rearrange and rewrite the jumbled letters and make meaningful words.

 ivrer <table border="1"><tr><td></td><td></td><td></td><td></td><td></td></tr><tr><td></td><td></td><td></td><td></td><td></td></tr><tr><td></td><td></td><td></td><td></td><td></td></tr></table>																 irbd <table border="1"><tr><td></td><td></td><td></td><td></td><td></td></tr><tr><td></td><td></td><td></td><td></td><td></td></tr><tr><td></td><td></td><td></td><td></td><td></td></tr></table>																 oby <table border="1"><tr><td></td><td></td><td></td><td></td><td></td></tr><tr><td></td><td></td><td></td><td></td><td></td></tr><tr><td></td><td></td><td></td><td></td><td></td></tr></table>															

WORKSHEET 9

APPLES WITH SOUND /b/






1. Colour the apples with sight words which have the beginning  sound /b/.



WORKSHEET 10

SPOT THE RHYMING WORDS

Circle the words that rhyme with the word given in the box.

hair 	pair flair chair hope
pot 	hot got lot rot
tick 	click pick lick child
pop 	shop soap top stop
seat 	heat meet light neat

Subject : Mathematics

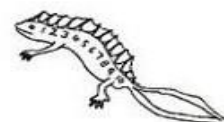
- Write and learn counting from 1 to 100.
- Write and learn word counting from 1 to 10.
- Do the following worksheets.

Worksheet 1

COUNTING ON IN ONES (UP TO 15) SHEET 1

1	2	3	4	5	6	7	8	9	10	11	12	13	14	15
---	---	---	---	---	---	---	---	---	----	----	----	----	----	----

Can you help Newton to fill in the missing numbers
by counting on in ones.



1)

4	5	6		8	9		11
---	---	---	--	---	---	--	----

2)

5		7	8		10		12
---	--	---	---	--	----	--	----

3)

7	8		10	11		13	
---	---	--	----	----	--	----	--

4)


6		8	9		11		13
---	--	---	---	--	----	--	----

5)

8	9	10		12		14	
---	---	----	--	----	--	----	--

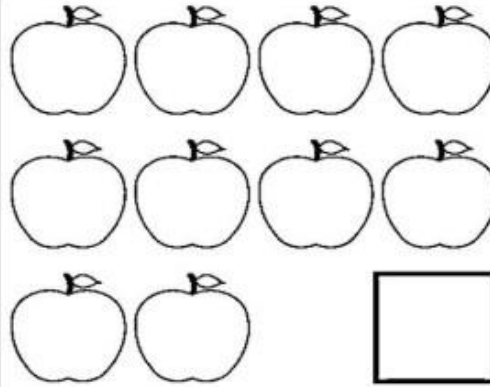
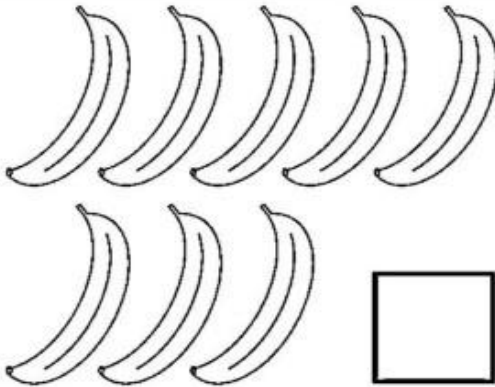
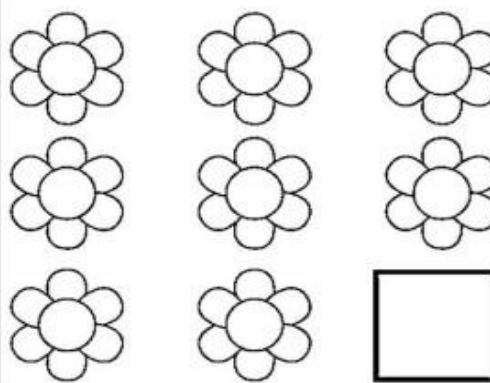

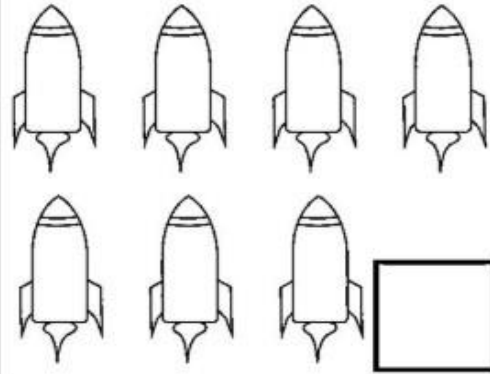
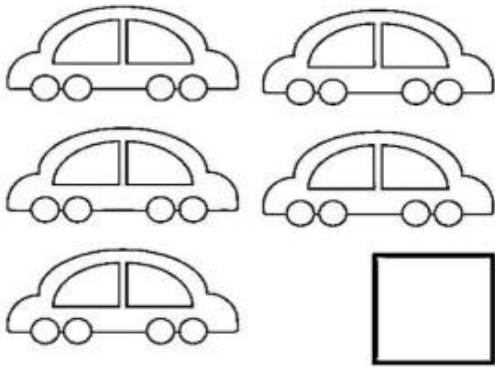
Worksheet 2

Fill in the missing numbers.




Worksheet 3

Count and write how many.



Worksheet 4





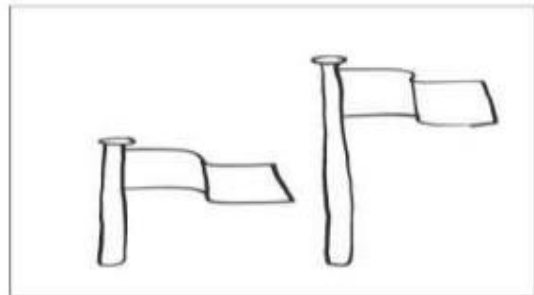

1. Color the circles red
2. Color the squares yellow
3. Color the triangles purple
4. Color the stars orange
5. Color the rectangles blue
6. Color the oval black
7. Color the diamonds green

Worksheet 5

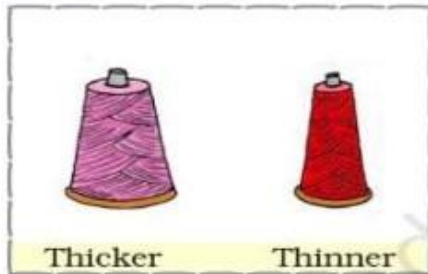

Tick the shorter object.



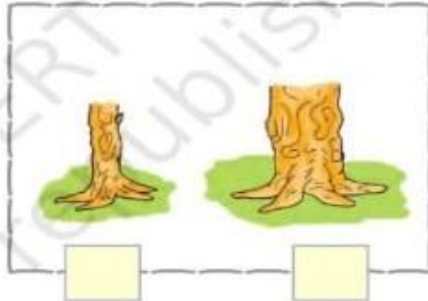
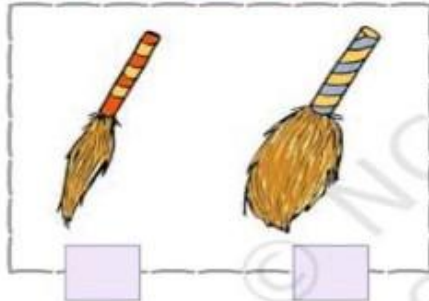
Colour the taller object.



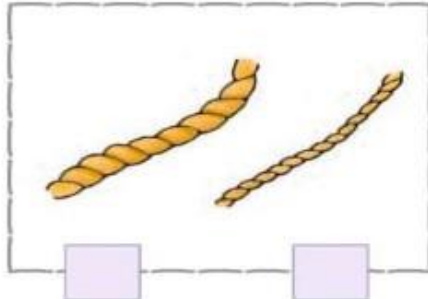
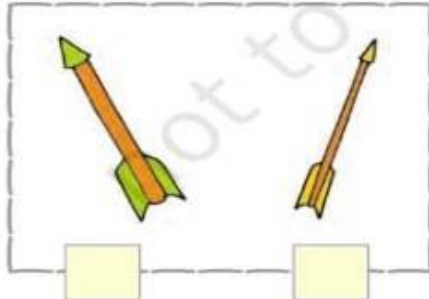
Worksheet 6



Tick (✓) the **Thicker**.




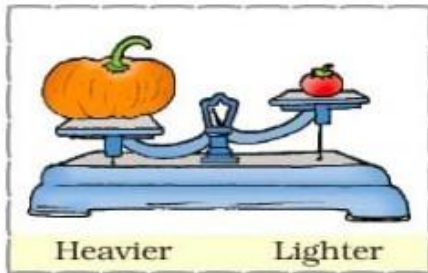
Tick (✓) the **Thinner**.



Worksheet 7



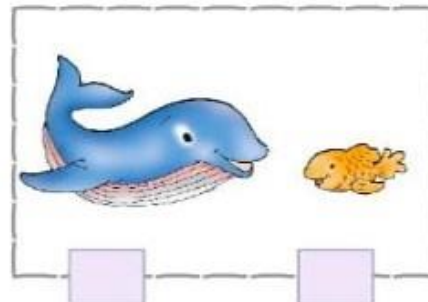
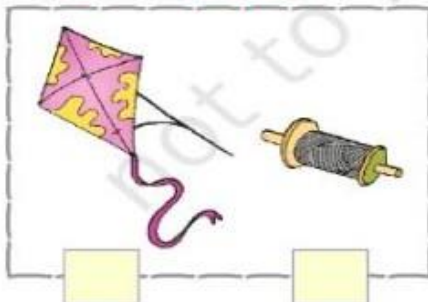
Heavier - Lighter



Tick (✓) the **lighter**.




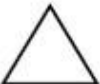


























Tick (✓) the **Heavier**.



Worksheet 8





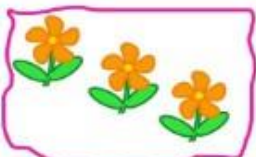

Spot the Missing Pattern


							_____
							_____
							_____
							_____

Worksheet 9

Addition

Count the objects in each box. Add the number of objects in both boxes and write the total in the last box.

	+		=	<input type="text"/>
<input type="text"/>		<input type="text"/>		<input type="text"/>
	+		=	<input type="text"/>
<input type="text"/>		<input type="text"/>		<input type="text"/>
	+		=	<input type="text"/>
<input type="text"/>		<input type="text"/>		<input type="text"/>



WORKSHEET 10

One-Digit Subtraction

Count the pictures. Then cross out the correct number of pictures to subtract. Write the answer in the box.



$$7 - 1 = \boxed{6}$$



$$8 - 6 = \boxed{}$$



$$5 - 0 = \boxed{}$$



$$9 - 3 = \boxed{}$$



$$6 - 6 = \boxed{}$$



$$7 - 4 = \boxed{}$$

विषय -हिंदी

1. 1 से 10 तक अंकों के नाम हिंदी में लिखो 1
 2. दो बार हिंदी वर्णमाला लिखो वह याद करो 1
 3. गर्मी के मौसम में खाए जाने वाले फलों के नाम चित्र के साथ A4 सीट पर लिखो 1
 4. कोई भी पांच रंगों के सब्जियों के नाम लिखो व चित्र को चिपकाओ।
 5. कोई भी दो कविताएं अपनी पाठ्य पुस्तक में से याद करो 1
 6. अपनी पसंद की 6 खाने वाली चीजों के नाम लिखो जो स्वास्थ्यवर्धक भी हो 1
 7. कोई भी पांच रंगों के फलों के नाम लिखो व चित्र चिपकाओ।
 8. प्रतिदिन हिंदी पढ़ने का अभ्यास करो 1
- *निम्न कार्यपत्रको का प्रिंट लेकर उसे करो 1

नाम -----

कक्षा -----

बिना मात्रा वाले शब्द

क + ल = _____ न + ल = _____

ज + ल = _____ फ + ल = _____

ह + ल = _____ म + ल = _____

ह + ट = _____ द + ल = _____

क + र = _____ व + र = _____

र + स = _____ व + श = _____

म + त = _____ क + म = _____

Hindi Worksheet



चार अक्षर वाले शब्दों का अभ्यास करें।

अ+च+र+ज	=	
अ+ज+ग+र	=	
ब+च+प+न	=	
झ+ट+प+ट	=	
अ+फ+स+र	=	
म+त+ल+ब	=	
ब+र+ग+द	=	
उ+ल+झ+न	=	
अ+व+स+र	=	
म+ख+म+ल	=	



अक्षर पढ़ते हुए शब्द लिखो (Read the letters and Write words)

Name:

Class:

तीन अक्षरों को जोड़े और बिना मात्रा के शब्दों को लिखें।

च + म + न =

न + य + न =

र + ह + म =

अ + क्ष + य =

अ + च + ल =

व + ज + न =

अ + ज + य =

म + द + द =

र + त + न =

च + ह + ल =

ब + च + त =

त + र + ल =

ब + द + न =



अनार



आग



चाचा

माला

ताला

छाता

गमला

पालक

गाना

राजा

नाना

तबला

राधा

कान

हाथ

मटका

अचार

तबला

दाम

चार

राम

गाजर

बादल

मटका

गाय

बाजा

माता

पान

जहाज

ताजा

आ (I) की मात्रा वाले शब्द - चित्र देख कर लिखें

4























पढ़ो -

कवि
रवि
शनि
मित्र
चित्र
सिर
किला
पिता

निशान
कविता
टिकिया
धनिया
सविता
नासिक
मालिक
हिसाब

रविवार
हिलमिल
नारियल
बनियान
शनिवार
पिकनिक
गिरगिट
किशमिश



गाओ-गुनगुनाओ -

आई बारिश छम-छम कर,
चिड़िया का घर गया बिखर।

चिड़िया गई इधर-उधर,
लाई तिनका हिलमिल कर।



तिनका फिर रखा ऊपर,
नया बनाया अपना घर।


मिलकर दाना चिड़िया खाए,
चिक-चिक, चिक-चिक चिड़िया गाए।

पढ़ो :

पीला
नीली
सीता
गीता
खीरा
दानी
भीम
मीठा

आलसी
कीचड़
चालीस
पनीर
रसीली
लकीर
जीवन
खिड़की

पानीपत
नाशपाती
चमकीली
पथरीली
जनवरी
फरवरी
शरमीली
सीतामढ़ी



गाओ-गुनगुनाओ -

एक गिलहरी खा रही थी, बड़ा नारियल कतर-कतर
तभी अचानक बिजली चमकी, आसमान पर गरड़-गरड़
भगदड़ मची गिलहरी भागी, समझी गिरा बादल सिर पर
डरकर छिपी रही वह दिन-भर, दिल करता रहा थर-थर-थर।
तितली, मछली, हिरन, छिपकली खबर सभी तक भिजवाई,
आसमान गिर गया, बचकर रहना सब भाई।

