



केन्द्रीय विद्यालय संगठन

Kendriya Vidyalaya, CUP Ghudda  
Summer Vacation Holiday Homework

Happy Summer



# Session - 2025-26

## Class - 2

### English

Dear children,

Kindly click on the following links given below to listen to the interesting and moral stories:-

<https://youtu.be/zTk7G73kbHo>

<https://youtu.be/CWSYyAC0EqM>

<https://youtu.be/aTi5dbVmUhU>

#### **1. My Summer Story**

Write 5 lines about what you did this summer.

#### **2. Picture Talk**

Paste or draw a picture of a beach, park, or picnic.

Write 3-4 sentences about what is happening in the picture.

#### **3 . My Favourite Food**

Draw your favourite summer food and write 3 sentences about why you like it.

#### **4. Fun with Rhyming Words**

Write 5 rhyming word pairs.

Example: sun – fun, day – play

### **5. Read and Relax**

Read any one storybook and answer:

Name of the story: \_\_\_\_\_

Who was your favorite character? \_\_\_\_\_

What did you learn from the story? \_\_\_\_\_

### **6. Make Sentences**

Make your own sentence using these words:

1. Sun
2. Ice cream
3. Garden
4. Holiday
5. Friend

### **7. Colour & Spell**

Draw and colour 3 summer things (e.g. sun, juice, ice cream)

Then spell and label each one.

### **8. Write 2 words that start with each vowel:**

A: \_\_\_\_\_, \_\_\_\_\_

E: \_\_\_\_\_, \_\_\_\_\_

I: \_\_\_\_\_, \_\_\_\_\_

O: \_\_\_\_\_, \_\_\_\_\_

U: \_\_\_\_\_, \_\_\_\_\_

### **9. Learn and revise the work done in the C.W copy and in the class.**

### **10. Alphabetical Order Of Words:**

Look at the words below. Put them in alphabetical order.

1. alive      careful      better      \_\_\_\_\_

2. angry      clumsy      yummy      \_\_\_\_\_

3. defeated      jealous      lazy      \_\_\_\_\_

4. sticky      nervous      red      \_\_\_\_\_

5. weak      fierce      grumpy      \_\_\_\_\_

6. helpless      itchy      panicky      \_\_\_\_\_

7. clever      dead      easy      \_\_\_\_\_

9. famous      wooden      green      \_\_\_\_\_

10. mushy      odd      strong      \_\_\_\_\_

11. rich      strong      gifted      \_\_\_\_\_

12. vast      helpful      shy      \_\_\_\_\_

## Myself



---

---

---

---

---

---

---

---



# 5 Things



## I LIKE ABOUT MYSELF...

MY Name: \_\_\_\_\_



1 \_\_\_\_\_

2 \_\_\_\_\_

3 \_\_\_\_\_

4 \_\_\_\_\_

5 \_\_\_\_\_



## ALL ABOUT ME

Hello, my name is \_\_\_\_\_. When I wake up, the first thing I do is \_\_\_\_\_.

After that, I get ready for \_\_\_\_\_.

My favorite subject in school is \_\_\_\_\_. After school, I go home and \_\_\_\_\_.

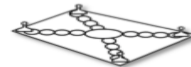
If I could have one wish, my wish would be \_\_\_\_\_.

I love my \_\_\_\_\_ very much! I think that people like me because I am \_\_\_\_\_.

Use the words in the word bank to finish each sentence.

gate	cake	vase	rake
tape	game	cave	cage

I can play a \_\_\_\_\_.



Did you close the \_\_\_\_\_?



The \_\_\_\_\_ is pretty.



Put the bird in its \_\_\_\_\_.



I like my birthday \_\_\_\_\_.



The bear is in the \_\_\_\_\_.



Use the \_\_\_\_\_ to clean!



Do you see the \_\_\_\_\_?



# हिन्दी

- कक्षा में कराया गया काम (पाठ 1 से 4) तक याद करें ।
- 15 पेज सुलेख लिखो ।
- गर्मी में खाए जाने वाले 5 फल और 5 सब्जियों के चित्र बनाकर रंग भरें और उनके नाम लिखो ।
- नैतिक मूल्य जैसे- पंचतंत्र या जटाका टेल्स पर आधारित कहानियाँ पढ़ें ।
- पढ़ी गई कोई दो कहानियों को अपने शब्दों में लिखो और उनके चित्र बनाओ।
- नीचे दी गई वर्कशीट को करें।

## । की मात्रा सही स्थान पर लगाओ।

रम्.....

ब...ज...

सीत...

क...ल...

राजः...

पपीत....

अ...ःम

द....म

म.....म.....

र...ध...

हर...

दीय...

मीर...

अ...ज...

ि की मात्रा सही स्थान पर लगाओ।

...दन

प्री...त

..सलाई

...न...ध

क...वता

...न...श

...पटाई

...च...ड़या

...मठाई

न...द

रेखांकित वर्ण में चंद्रबिंदु की मात्रा लगाकर चित्रों के नाम लिखो :-



पा + च



ता + गा



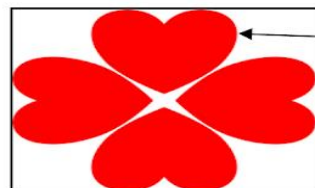
बा + ट



छा + ह



ल + गू + र



प + खु + डी



रेखांकित वर्ण में चंद्रबिंदु की मात्रा लगाकर चित्रों के नाम लिखो :-



आ + ख




आ + सू



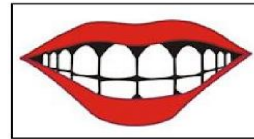
आ + धी



गा + व



सा + प



दा + त

एक अक्षर के साथ अलग-अलग अक्षर जोड़कर शब्द बनाना सीखे।

क	ल	कल
	म	कम
	प	कप

फ	ल	
	न	
	ट	

स	र	
	ब	
	च	

आ	प	
	म	
	ग	

ह	म	
	ल	
	क	

म	न	
	ल	
	र	

दिए गए चित्रों को देखकर उनके सही नाम चुनिए । Choose the correct name of the given pictures.



खत घर



मटर कलम



पल नल



बरगद सरकस



शहर शहद



अदरक अचकन



फल हल

10

दस बस



यह तब



कलम कमल

## शुद्ध वाक्य बनाइए

नीचे दिए गए शब्दों को योग्यक्रम में रखकर शुद्ध वाक्य बनाइए ।  
Rearrange the words to make a correct sentence.

1. रही / अध्यापिका / हैं / लिख

.....

2. रोहन / पीता / है / पानी

.....

3. केले / हैं / मीठे / ये

.....

4. रहे / हैं / बादल / गरज

.....

5. खिलौने / मेरे / हैं / पास / बहुत

.....

6. हैं / पिताजी / रहे / सो

.....

## चित्र वर्णन

प्रश्न 1 – चित्र को ध्यान से देखकर दिए गए वाक्यों को सही शब्दों की सहायता से पूरा करिए–



रेलगाड़ी, आदमी, बच्चे, जूते, समाचार पत्र, कचरा,  
सामान, रेलवेस्टेशन, कुली

1. यह चित्र..... का है।
2. चित्र में एक..... खड़ी है।
3. सब अपना-अपना..... लेकर जा रहे हैं।
4. ....सामान उठाकर ले जा रहा है।

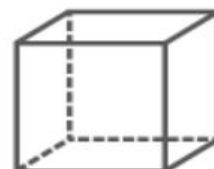
# MATHS

1. Learn and write tables 2 to 10 (Twice times).
2. Draw and color 2D and 3d shapes.
3. Write number names 1 to 50.
4. Match the shapes with their solids, color and name it also.



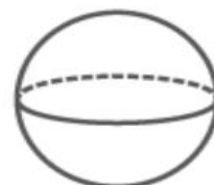
•

•



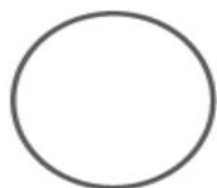
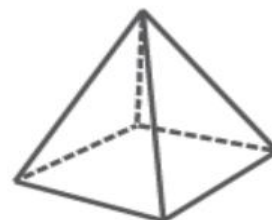
•

•



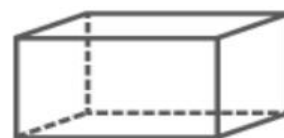
•

•



•

•

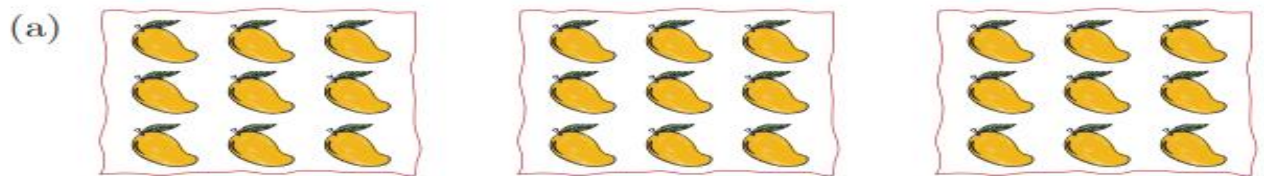


5. Form the smallest and greatest two-digit numbers without repeating the digits. One has been done for you.

6. Digits	Smallest	Greatest
A. 1, 2 $\Rightarrow$	12	21
B. 3, 5 $\Rightarrow$	.....	.....
C. 4, 7 $\Rightarrow$	.....	.....
D. 9, 6 $\Rightarrow$	.....	.....

- E. 7, 8  $\Rightarrow$  .....  
 F. 5, 4  $\Rightarrow$  .....  
 G. 2, 9  $\Rightarrow$  .....  
 H. 8, 1  $\Rightarrow$  .....


## 7. counting in groups.



- (i) Number of mangoes in each group = 9  
 (ii) Total number of mangoes =  $9 \times 3 = 27$



- (i) Number of toffees in each group = \_\_\_\_\_  
 (ii) Total number of toffees = \_\_\_\_\_



- (i) Number of stars in each group = \_\_\_\_\_  
 (ii) Total number of stars = \_\_\_\_\_



- (i) Number of spoons in each group = \_\_\_\_\_  
 (ii) Total number of spoons = \_\_\_\_\_

## 8. Do ones and tens questions

Write the numbers in their short form. One has been done for you.

(a) 2 tens 8 ones =

(b) 5 tens 4 ones =

(c) 9 tens 3 ones =

(d) 7 tens 1 ones =

(e) 3 tens 8 ones =

(f) 5 tens =

(g) 4 tens 6 ones =

Expand the numbers. One has been done for you.

(a) 42 =  + 2

(b) 15 =

(c) 64 =

(d) 26 =

(e) 98 =

(f) 81 =

(g) 53 =

## 9. Do subtraction

<div> <div>Tens</div> <div>Ones</div> </div> <div> <div>7</div> <div>1</div> </div> <div> <div>3</div> <div>9</div> </div> <div> <div></div> <div></div> </div>	<div> <div>Tens</div> <div>Ones</div> </div> <div> <div>6</div> <div>1</div> </div> <div> <div>4</div> <div>6</div> </div> <div> <div></div> <div></div> </div>	<div> <div>Tens</div> <div>Ones</div> </div> <div> <div>3</div> <div>1</div> </div> <div> <div>1</div> <div>8</div> </div> <div> <div></div> <div></div> </div>
<div> <div>Tens</div> <div>Ones</div> </div> <div> <div>5</div> <div>1</div> </div> <div> <div>2</div> <div>3</div> </div> <div> <div></div> <div></div> </div>	<div> <div>Tens</div> <div>Ones</div> </div> <div> <div>9</div> <div>1</div> </div> <div> <div>6</div> <div>4</div> </div> <div> <div></div> <div></div> </div>	<div> <div>Tens</div> <div>Ones</div> </div> <div> <div>8</div> <div>1</div> </div> <div> <div>3</div> <div>2</div> </div> <div> <div></div> <div></div> </div>



10. Do addition

1)

$$\begin{array}{r} + 51 \\ 42 \\ \hline \\ \hline \end{array}$$

2)

$$\begin{array}{r} + 37 \\ 42 \\ \hline \\ \hline \end{array}$$

3)

$$\begin{array}{r} + 42 \\ 36 \\ \hline \\ \hline \end{array}$$

4)

$$\begin{array}{r} + 52 \\ 34 \\ \hline \\ \hline \end{array}$$

5)

$$\begin{array}{r} + 33 \\ 35 \\ \hline \\ \hline \end{array}$$

6)

$$\begin{array}{r} + 27 \\ 62 \\ \hline \\ \hline \end{array}$$

**Thank you  
& Wishing you a Joyful  
Holiday**