



केन्द्रीय विद्यालय संगठन  
Kendriya Vidyalaya Sangathan

**सूचना विज्ञान अभ्यास**  
**Informatics Practices(065)**

कक्षा/Class: XI  
2024-25

विद्यार्थी अध्ययन सामग्री  
Student Support Material

## संदेश

विद्यालयी शिक्षा में शैक्षिक उत्कृष्टता प्राप्त करना केन्द्रीय विद्यालय संगठन की सर्वोच्च वरीयता है। हमारे विद्यार्थी, शिक्षक एवं शैक्षिक नेतृत्व कर्ता निरंतर उन्नति हेतु प्रयासरत रहते हैं। राष्ट्रीय शिक्षा नीति 2020 के संदर्भ में योग्यता आधारित अधिगम एवं मूल्यांकन संबन्धित उद्देश्यों को प्राप्त करना तथा सीबीएसई के दिशा निर्देशों का पालन, वर्तमान में इस प्रयास को और भी चुनौतीपूर्ण बनाता है। केन्द्रीय विद्यालय संगठन के पांचों **आंचलिक शिक्षा एवं प्रशिक्षण संस्थान** द्वारा संकलित यह 'विद्यार्थी सहायक सामग्री' इसी दिशा में एक आवश्यक कदम है। यह सहायक सामग्री कक्षा 9 से 12 के विद्यार्थियों के लिए सभी महत्वपूर्ण विषयों पर तैयार की गयी है। केन्द्रीय विद्यालय संगठन की 'विद्यार्थी सहायक सामग्री' अपनी गुणवत्ता एवं परीक्षा संबंधी सामग्री-संकलन की विशेषज्ञता के लिए जानी जाती है और अन्य शिक्षण संस्थान भी इसका उपयोग परीक्षा संबंधी पठन सामग्री की तरह करते रहे हैं। शुभ-आशा एवं विश्वास है कि यह सहायक सामग्री विद्यार्थियों की सहयोगी बनकर सतत मार्गदर्शन करते हुए उन्हें सफलता के लक्ष्य तक पहुंचाएगी।  
शुभाकांक्षा सहित।

**निधि पांडे**

**आयुक्त, केन्द्रीय विद्यालय संगठन**

# STUDY MATERIAL



तत् त्वं पूषन् अपावृणु  
केन्द्रीय विद्यालय संगठन

**PREPARED BY**  
**JAMMU REGION**  
**Mrs.Swati Bansal(Principal)**  
**PM SHRI KV NO.1 UDHAMPUR**

**VETTED BY**  
**KVS ZIET CHANDIGARH**  
**Mrs. Anu Rani(PGT CS)**  
**PM SHRI KV OCF CHANDIGARH**

## INDEX OF CONTENTS

S.No.	Topic	Page No.
1	<b>Introduction to Computer System:</b> <ul style="list-style-type: none"> <li>• Introduction to computer and computing evolution of computing devices, components of a Computer System and their inter connections, Input Output devices.</li> <li>• Computer Memory: Units of memory, types of memory primary and secondary data deletion, its recovery and related security concerns.</li> <li>• Software: purpose and types system and application software, generic and specific purpose software.</li> </ul>	8-14
2	<b>Introduction to Python:</b> <ul style="list-style-type: none"> <li>• Basics of Python programming. Python interpreter-interactive and script mode, the structure of a program.</li> <li>• Indentation, identifiers. Keywords. Constants, variables types of operators precedence of operators, data</li> <li>• Types, mutable and immutable data types, statements, expressions, evaluation and comments, input and output statements</li> <li>• Data type conversion, debugging.</li> <li>• Control Statements: if-else if-elif-else, while loop, for loop</li> </ul>	15-25
3	<b>Introduction to Python Continue:</b> <ul style="list-style-type: none"> <li>• Lists: list operations-creating, initializing, traversing and manipulating lists, list methods and built-in functions-len() list().append().insert(),count(), index(),remove(), pop(), reverse(), sort(), min(),max(),sum()</li> <li>• Dictionary: concept of key-value pair, creating, initializing, traversing, updating and deleting element, dictionary methods and built-in functions-dict(), len(), keys(), values(), items(), update(), del(), clear()</li> </ul>	26-45
4	<b>Database Concepts:</b> <ul style="list-style-type: none"> <li>• Database Concepts: Introduction to database concepts and its need, Database Management System.</li> <li>• Relational data model: Concept of domain, tuple, relation, candidate key, primary key, alternate key</li> </ul>	46-50
5	<b>Structured Query Language:</b> <ul style="list-style-type: none"> <li>• Advantages of using SQL, DDL, DQL &amp; DML</li> <li>• Introduction to MySQL, DDL commands &amp; creating database</li> <li>• Data Query: SELECT, FROM, WHERE with relational operators, BETWEEN, logical operators, IS NULL, IS NOT NULL</li> <li>• Data Manipulation: INSERT, DELETE UPDATE</li> </ul>	51-70
6	<b>Introduction to Emerging Trends:</b> <ul style="list-style-type: none"> <li>• Artificial Intelligence, Machine Learning, Natural Language Processing Immersive experience (AR, VR), Robotics, Big data and its characteristics, Internet of Things (IoT), Sensors, Smart cities, Cloud Computing and Cloud Services (SaaS, IaaS, PaaS), Grid Computing, Block chain technology</li> </ul>	71-83
7	Solved Papers	84-91
8.	Unsolved papers	92-103

# Informatics Practices (2024-25) CLASS XI Code No. 065

## Unit Wise syllabus-

### Unit 1: Introduction to Computer System

- Introduction to computer and computing: evolution of computing devices, components of a computer system and their interconnections, Input/output devices.
- Computer Memory: Units of memory, types of memory – primary and secondary, data deletion, its recovery and related security concerns.
- Software: purpose and types – system and application software, generic and specific purpose software.

### Unit 2: Introduction to Python

- Basics of Python programming, execution modes: - interactive and script mode, the structure of a program, indentation, identifiers, keywords, constants, variables, types of operator, precedence of operators, data types, mutable and immutable data types, statements, expression evaluation. comments, input and output statements, data type conversion, debugging.
- Control Statements: if-else, if-elif-else, while loop, for loop
- Lists: list operations - creating, initializing, traversing and manipulating lists, list methods and built-in functions – len(), list(), append(), insert(), count(), index(), remove(), pop(), reverse(), sort(), min(), max(), sum()
- Dictionary: concept of key-value pair, creating, initializing, traversing, updating and deleting elements, dictionary methods and built-in functions – dict(), len(), keys(), values(), items(), update(), del, clear()

### Unit 3: Database concepts and the Structured Query Language

- Database Concepts: Introduction to database concepts and its need, Database Management System.
- Relational data model: Concept of domain, tuple, relation, candidate key, primary key, alternate key.
- Advantages of using Structured Query Language, Data Definition Language, Data Query Language and Data Manipulation Language, Introduction to MySQL, creating a database using MySQL, Data Types
- Data Definition: CREATE DATABASE, CREATE TABLE, DROP, ALTER
- Data Query: SELECT, FROM, WHERE with relational operators, BETWEEN, logical operators, IS NULL, IS NOT NULL
- Data Manipulation: INSERT, DELETE, UPDATE

### Unit 4: Introduction to the Emerging Trends

Artificial Intelligence, Machine Learning, Natural Language Processing, Immersive experience (AR, VR), Robotics, Big data and its characteristics, Internet of Things (IoT), Sensors, Smart cities, Cloud Computing and Cloud Services (SaaS, IaaS, PaaS); Grid Computing, Block chain technology.

## Practical Marks Distribution

S.No.	Unit Name	Marks
1	Problem solving using Python programming language	11
2	Creating database using MySQL and performing Queries	7
3	Practical file (minimum of 14 python programs, and 14 SQL queries)	7
4	Viva-Voce	5
	<b>Total</b>	<b>30</b>

### Suggested Practical List

- Programming in Python
  1. To find average and grade for given marks.
  2. To find sale price of an item with given cost and discount (%).
  3. To calculate perimeter/circumference and area of shapes such as triangle, rectangle, square and circle.
  4. To calculate Simple and Compound interest.
  5. To calculate profit-loss for given Cost and Sell Price.
  6. To calculate EMI for Amount, Period and Interest.
  7. To calculate tax - GST / Income Tax.
  8. To find the largest and smallest numbers in a list.
  9. To find the third largest/smallest number in a list.
  10. To find the sum of squares of the first 100 natural numbers.
  11. To print the first 'n' multiples of given number.
  12. To count the number of vowels in user entered string.
  13. To print the words starting with a alphabet in a user entered string.
  14. To print number of occurrences of a given alphabet in each string.
  15. Create a dictionary to store names of states and their capitals.
  16. Create a dictionary of students to store names and marks obtained in 5 subjects.
  17. To print the highest and lowest values in the dictionary.
- Data Management: SQL Commands
  18. To create a database
  19. To create student table with the student id, class, section, gender, name, dob, and marks as attributes where the student id is the primary key.
  20. To insert the details of at least 10 students in the above table.
  21. To display the entire content of table.
  22. To display Rno, Name and Marks of those students who are scoring marks more than 50.
  23. To display Rno, Name, DOB of those students who are born between '2005-01-01' and '2005-12-31'.

## Suggested material

NCERT Informatics Practices - Text book for class - XI (ISBN- 978-93-5292-148-5)

### Distribution of Marks and Periods

<b>Unit No</b>	<b>Unit Name</b>	<b>Marks</b>	<b>Periods Theory</b>	<b>Periods Practical</b>	<b>Total Period</b>
1	Introduction to computer system	10	10	-	10
2	Introduction to Python	25	35	28	63
3	Database concepts and the Structured Query Language	30	23	17	40
4	Introduction to Emerging Trends	5	7	-	7
	Practical	30	-	-	-
	<b>Total</b>	<b>100</b>	<b>75</b>	<b>45</b>	<b>120</b>

# Introduction to Computer System

- **Introduction to computer and computing: evolution of computing devices, components of a Computer System and their inter connections, Input/output devices.**
- **Computer Memory: Units of memory, types of memory–primary and secondary, data deletion, its recovery and related security concerns.**
- **Software: purpose and types – system and application software, generic and specific purpose software**

---

**Computer:** An electronic device that takes the input and processes it to provide desired output. Computer System is consisting of hardware and software that works together to provide the expected computer experience.

## Computer Hardware

Computer hardware refers to the physical components of a computer system, including the central processing unit (CPU), memory, storage devices, input devices (keyboard, mouse), output devices (monitor, printer), and other peripherals. It encompasses the tangible, electro-mechanical, and electronic elements that constitute a computer and enable its functioning.

**Integrated Circuit:** An Integrated Circuit (IC) is a compact assembly of interconnected electronic components, such as transistors, resistors, and capacitors, fabricated on a semiconductor substrate. This miniaturized arrangement enables the creation of complex electronic circuits, forming the basis of modern microprocessors, memory chips, and various electronic devices.

1. **Central Processing Unit:** The Central Processing Unit (CPU) is the primary component of a computer responsible for executing instructions from programs. Acting as the "brain" of the system, it performs arithmetic and logic operations, manages data, and coordinates the functioning of other hardware components, crucial for overall computing functionality and speed. It consists of Arithmetic Logic Unit, Control Unit & Registers
  - 1.1. **Arithmetic Logic Unit:** The Arithmetic Logic Unit (ALU) is a fundamental component of a computer's central processing unit (CPU) responsible for performing arithmetic and logical operations on binary data. It executes tasks like addition, subtraction, AND, OR, and other operations, crucial for processing and manipulating information within the computer system.
  - 1.2. **Control Unit:** The Control Unit manages and coordinates the execution of instructions. It decodes program instructions, directs data flow within the CPU and between other system components, and controls the overall operation of the processor to execute tasks in a programmed sequence.
  - 1.3. **Registers:** These are fast running memory blocks used by ALU for storing intermediate results. They temporarily hold data and instructions that the CPU is actively processing.
2. **Input Devices:** Computer input devices are hardware components that allow users to provide data and commands to a computer system. Examples include keyboards for typing, mice for pointing and clicking, and scanners for converting physical documents into digital form. These devices enable users to interact with and input information into the computer.



- Output Devices:** Computer output devices are hardware components that present or display processed information from a computer to the user. Examples include monitors for visual output, printers for producing hard copies of documents, and speakers for audio output. These devices convey the results of computations and operations performed by the computer.
- Memory:** Computer memory refers to the electronic components that store data and instructions temporarily or permanently for processing by a computer.

**Units:** bit is the smallest unit

**Nibble-** 4 bits      **Byte-** 8 bits

<b>KB-</b> 1024 Bytes	<b>PB-</b> 1024 GB
<b>MB-</b> 1024 KB	<b>EB-</b> 1024 PB
<b>GB-</b> 1024 MB	<b>ZB-</b> 1024 EB
<b>TB-</b> 1024 GB	<b>YB-</b> 1024 ZB

- 4.1.Primary Memory:** Primary memory, also known as main memory, is of two types-RAM, ROM and cache.

<b>RAM</b>	<b>ROM</b>
Random Access Memory	Read Only Memory
It is volatile in nature.	It is non-volatile.
Also called the temporary memory	It is also known as permanent memory
It is used to execute the programs and hold its data.	It has prewritten instructions used at the time of system startup.

- 4.2.Secondary Memory:** Secondary memory refers to non-volatile storage devices in a computer system, such as hard drives, solid-state drives, and external storage. Unlike primary memory, it retains data even when the power is off. Secondary memory is used for long-term storage of files, applications, and the operating system.

- 4.3.Cache Memory:** Cache Memory is a high-speed volatile computer memory located between the central processing unit (CPU) and main memory. It stores frequently accessed data and instructions to expedite retrieval, enhancing overall system performance by reducing the time it takes for the CPU to access frequently used information during program execution.

## Evolution of Computer

- 1. Abacus (500 BC):** Computing is attributed to the invention of ABACUS almost 3000 years ago. It was a mechanical device capable of doing simple arithmetic calculations only.
- 2. Pascaline (1642):** Blaise Pascal invented a mechanical calculator known as Pascal calculator or Pascaline to do addition and subtraction of two numbers directly and multiplication and division through repeated addition or subtraction.
- 3. Analytical Engine (1834):** Charles Babbage invented analytical engine, a mechanical computing device for inputting, processing, storing and displaying the output, which is considered to form the basis of modern computers.
- 4. Tabulating Machine (1890):** Herman Hollerith designed a tabulating machine for summarising the data stored on the punched card. It is considered to be the first step towards programming.

5. **Turing Machine (1937):** The Turing machine concept was a general purpose programmable machine that was capable to solve any problem by executing the program stored on the punched cards.
6. **ENIAC (1945):** Electronic Numerical Integrator And Computer. John Von Neumann introduced the concept of stored program computer which was capable of storing data as well as program in the memory. The EDVAC and then the ENIAC computers were developed based on this concept.
7. **Transistor (1947):** Vacuum tubes were replaced by transistors developed at Bell Labs, using semiconductor materials.
8. **Integrated Circuit (1970):** An Integrated Circuit (IC) is a silicon chip which contains entire electronic circuit on a very small area. The size of computer has drastically reduced because of ICs.
9. **Very Large Scale Integration (VLSI) (1980):** the processing power of computers increased exponentially by integrating around 3 million components on a small-sized chip
10. **Super Large Scale Integration (SLSI):** fabricate high density of transistors and other components (approx. 10<sup>6</sup> components) on a single IC

### **Data Capturing, Storage, and Retrieval**

**Data Capturing:** It involves the process of gathering data from different sources in digital form. Data may be captured using, keyboard bar code readers.

**Data Storage:** It is the process of storing the captured data for processing later.

**Data Retrieval:** It involves fetching data from the storage devices, for its processing as per the user requirement.

**Data Deletion:** It is the simple process of deleting a file and placing it into the Recycle Bin or Trash.

**Data recovery:** It is a process of retrieving deleted, inaccessible, lost, corrupted, damaged, or formatted data from secondary storage/ removable media.

**Data security:** It is the process of protecting corporate data and preventing data loss through unauthorized access.

### **Software**

1. **System Software-**It is a program designed to run a computer's hardware and applications and manage its resources, such as its memory, processors, and devices.
  - 1.1.**Operating System:** The operating system manages other application programs and provides access and security to the users of the system. Some of the popular operating systems are Windows, Linux, Macintosh, Ubuntu, Fedora, Android, iOS, etc.
  - 1.2.**System Utilities:** Used for maintenance and configuration of the computer system, for example disk defragmentation tool, formatting utility, system restore utility, etc. Another set of utilities are those which are not shipped with the operating system but are required to improve the performance of the system, for example, anti-virus software, disk cleaner tool, disk compression software, etc.
  - 1.3.**Device Drivers:** The purpose of a device driver is to ensure proper functioning of a particular device.
2. **Application Software:** It is a type of computer program that performs a specific personal, educational, and business function.

2.1. **Generic software-** Generic software is off-the-shelf software available for use.

It is designed to be used widely by people across different industries, Generic software is a system designed for general public usage.

Some examples of generic software are:

Word processor – e.g. Word, WordPerfect

Spread sheet – e.g. Excel, Lotus 1-2-3

Database applications – e.g. Access, Approach

Presentation – e.g. PowerPoint, Impress

Electronic Mail & Diary – e.g. Outlook, Notes

Generic software is a system designed for general public usage.

2.2. **Specific software-** It is software that is created for a specific purpose, organization, or individual.

### TIME TO PRACTICE

#### Objective Question (1 Mark)

1.	A computer is a/an ..... device. a) Mechanical, b) Electrical, c) Electronic, d) Telecommunication
2.	The physical components of the computer are known as a) Software, b) Program, c) Hardware, d) Both a) and c)
3.	Which of the following is not related to a personal computer: a) Processor, b) On-board, c) Motherboard, d) Keyboard
4.	Which of the following is not a type of computer: a) Smart Phone, b) Smart Watch, c) Biometric Attendance machine, d) Tablet PC
5.	Which type of PC is available in your school computer laboratory? a) IBM PC, b) MacBook, c) Chrome Book, d) Tablet PC
6.	Full form of ALU is: a) Abacus Logarithmic Unit, b) Arithmetic Logic Unit, c) Abacus Language Unit, d) Arithmetic Language Unit
7.	Which of the following is a part of ALU? a) Arithmetic Unit, b) Control Unit, c) Logic Unit, d) Both a) and c)
8.	First binary programmable computer based on Von Neumann architecture is: a) UNIVAC, b) EDVAC, c) ENIAC, d) Mark I
9.	Arrange the following in increasing order of no of transistors on a single chip: i) SLSI ii) IC iii) VLSI iv) LSI a) i) SLSI ii) IC iii) VLSI iv) LSI, b) ii) IC iii) VLSI iv) LSI i) SLSI, c) ii) IC iv) LSI iii) VLSI i) SLSI, d) iii) VLSI iv) LSI i) SLSI ii) IC.
10.	Which of the following is the fastest memory? a) RAM, b) Cache, c) ROM, d) Hard Disk
11.	Binary number system comprises of the digits: a) 1, 2    b) 0, 1    c) a, b    d) i, ii
12.	_____ is volatile memory i.e. as long as the power is supplied to the computer, it retains the data in it a) RAM, b) CD, c) ROM, d) Hard Disk
13.	Arrange the following units of memory in decreasing order of storage i) KB (Kilobyte) ii) GB (Gigabyte) iii) MB (Megabyte) iv) TB (Terabyte) a) iv) TB ii) GB i) KB iii) MB, b) ii) GB iv) TB i) KB iii) MB,



2.	What is the hardware? What type of software is required to run the hardware devices? Give one example.
3.	Name the memory that is fastest in a computer system? What is the role of such memory and where is it placed?
4.	Differentiate between free and open source software and proprietary software with one example of each.
5.	What is the purpose of using secondary memory? Give some example of secondary memory device. What is the storage capacity of a CD?

#### Open ended question (Assertion and Reasoning) 1 Mark

1.	<b>Assertion (A):</b> Computers use binary code (0s and 1s) to represent and process data. <b>Reason (R):</b> Binary code is the fundamental language of computers, where 0 Represents OFF and 1 represents ON in the context of electronic switches.
2.	<b>Assertion (A):</b> Main/Primary memory is volatile. <b>Reason (R):</b> ROM which is a part of main memory is non-volatile.
3.	<b>Assertion:</b> It is always good to keep the passwords encrypted while storing. <b>Reason:</b> Encrypted data cannot be easily stolen by hackers.
4.	<b>Assertion (A):</b> RAM (Random Access Memory) is volatile memory. <b>Reason (R):</b> RAM retains its data even when the computer is powered off.
5.	<b>Assertion:</b> Software designed for a school will work only for the school admin. <b>Reason:</b> Customized software is tailor made software according to user requirements.

#### Case study and competency-based questions (5 Mark)

1.	Mukta purchased a laptop one year back. Now she installed a latest operating system after which the speed of the laptop has become quite slow. Suggest her the way out to increase the speed of the laptop by upgrading one of the following devices. Also tell her about these devices one by one. a) Hard Disk b) ROM c) RAM d) Processor e) Network
2.	In today scenario, overuse of computer is having some positive or negative impact in our life. Give your view for following list, if computer is having a positive or negative impact. a) Accuracy b) Speed c) Health d) Employment e) Social Relations
3.	While preparing a presentation Anil forgot to save it and power is cut off. a) Do you think she will get back the entire text she had typed in the letter? b) If not what is the reason? c) What would you suggest her to not face the problem again? d) Can you suggest any device to prevent the above problem? e) Which is better a writeable DVD or an external hard disk for long term storage?

4.	<p>Mukesh is a student of fine arts and wants to draw a portrait which he has to send someone by email.</p> <ol style="list-style-type: none"> <li>Do you think he should draw it on canvas and scan the image or can he draw it on a PC? Which one is better if he knows how to draw on a PC?</li> <li>Can a touchscreen make his work easier?</li> <li>If he cannot afford a touchscreen, suggest him a suitable input device for drawing the portrait.</li> <li>He manages to draw a portrait but is unable to determine what type of printer should be used. Suggest him a suitable printer along with the reason.</li> </ol>
5.	<p>Do you think a separate graphics card is essential for drawing in a PC, if yes why it is required and if not why and when it will be required?</p>
6.	<p>Mrs Sunita wants to buy a laptop for her personal work. She is a teacher in Indira Public School. She has searched on the Internet and she found two laptops with the same configuration. One with DOS version and another with pre-loaded Windows.</p> <ol style="list-style-type: none"> <li>Why is the price of the pre-loaded Windows system more than the DOS version?       <ol style="list-style-type: none"> <li>DOS version is not user friendly.</li> <li>DOS version does not support installing other software.</li> <li>In pre-loaded Windows system an OS is already installed and it's cost is included.</li> <li>None of the above.</li> </ol> </li> <li>Which software she needs to install in the DOS version?       <ol style="list-style-type: none"> <li>Utility software</li> <li>Application software</li> <li>Operating system</li> <li>None of the above.</li> </ol> </li> <li>She wants to install software for spreadsheet work. Suggest a suitable software for her.       <ol style="list-style-type: none"> <li>MS Excel</li> <li>MS Word</li> <li>MS Power Point</li> <li>All the above</li> </ol> </li> <li>Which software among the following should she update or install to protect her system from virus?       <ol style="list-style-type: none"> <li>Windows Media Player</li> <li>Windows Defender</li> <li>MS Office</li> <li>None of the above</li> </ol> </li> <li>She wants to use the internet for surfing content. Which among the following would be the most suitable software for it?       <ol style="list-style-type: none"> <li>Internet Explorer</li> <li>Mozilla Firefox</li> <li>Google Chrome</li> <li>All the above</li> </ol> </li> </ol>

# Introduction to Python

- **Basics of Python programming.** Python interpreter-interactive and script mode, the structure of a program.
- **Indentation, identifiers. Keywords. Constants, variables types of operators precedence of operators, data**
- **Types, mutable and immutable data types,**
- **statements, expressions, evaluation and comments, input and output statements**
- **Data type conversion, debugging.**
- **Control Statements: if-else if-elif-else, while loop, for loop**

## What is Python?

- High-level programming language
- Easy to read and write
- Interpreted language (code runs directly, no need to compile)

## Key Features

- Simple syntax similar to English
- Dynamic typing (no need to declare variable types)
- Supports multiple programming paradigms (procedural, object-oriented, functional)
- Extensive standard library and third-party modules
- Large community and support

## Installing Python

1. Download from the official website (python.org)
2. Follow the installation instructions for your operating system

## Running Python Code (Interactive and Script mode)

1. Interactive mode: Type python in your terminal/command prompt
2. Script mode: Write code in a file with a .py extension and run it using python filename.py

## The structure of a Python program

### A simple python program to add two numbers

```
# This program adds two numbers

num1 = 1.5
num2 = 6.3

# Add two numbers
sum = num1 + num2

# Display the sum
print('The sum of {0} and {1} is {2}'.format(num1, num2, sum))
```

## Indentation

- ❖ Indentation refers to adding white spaces before lines of code in a python program.
- ❖ Indentation in Python is used to create a group of statements that are executed as a block.  
Example:

```
if True:
    print ("True") #note the white space as indentation before the word "print"
else:
    print("False") #indentation
```

## Identifiers

- Names given to various program elements such as variables, functions, classes, etc.
- Rules:
  - Must start with a letter (a-z, A-Z) or an underscore (\_)
  - Followed by letters, digits (0-9), or underscores
  - Case-sensitive (e.g. var and Var are different)
  - Cannot be a reserved keyword

## Keywords

- Reserved words with special meaning in Python
- Cannot be used as identifiers
- Examples: False, class, finally, is, return, None, continue, for, lambda, try, etc.

## Constants

- Fixed values that do not change during program execution
- Examples: numbers (5, 3.14), strings ("Hello", 'World')
- In Python, constants are usually defined in all uppercase letters as a convention (e.g., PI = 3.14)

## Variables

- Named storage locations in memory used to store data
- Created by assigning a value using the assignment operator (=)
- Examples: x = 5, name = "Alice"
- Variable names should be descriptive and follow identifier rules

## Types of Operators

- **Arithmetic Operators:** + (addition), - (subtraction), \* (multiplication), / (division), % (modulus), \*\* (exponentiation), // (floor division)
- **Comparison (Relational) Operators:** == (equal to), != (not equal to), > (greater than), < (less than), >= (greater than or equal to), <= (less than or equal to)
- **Assignment Operators:** = (assignment), += (add and assign), -= (subtract and assign), \*= (multiply and assign), /= (divide and assign), %= (modulus and assign), \*\*= (exponent and assign), //= (floor division and assign)
- **Logical Operators:** and, or, not
- **Bitwise Operators:** & (AND), | (OR), ^ (XOR), ~ (NOT), << (left shift), >> (right shift)
- **Membership Operators:** in, not in
- **Identity Operators:** is, is not



## Precedence of Operators

- Determines the order in which operators are evaluated in an expression
- Operators with higher precedence are evaluated before those with lower precedence
- Precedence order (from highest to lowest):
  1. **\*\*** (exponentiation)
  2. **~** (bitwise NOT), **+** (unary plus), **-** (unary minus)
  3. **\***, **/**, **//**, **%** (multiplication, division, floor division, modulus)
  4. **+**, **-** (addition, subtraction)
  5. **>>**, **<<** (right shift, left shift)
  6. **&** (bitwise AND)
  7. **^** (bitwise XOR)
  8. **|** (bitwise OR)
  9. **==**, **!=**, **>**, **>=**, **<**, **<=** (comparison operators)
  10. **=**, **+=**, **-=**, **\*=**, **/=**, **%=**, **\*\*=**, **//=**, **&=**, **|=**, **^=**, **>>=**, **<<=** (assignment operators)
  11. **not** (logical NOT)
  12. **and** (logical AND)
  13. **or** (logical OR)
- Parentheses **()** can be used to override precedence and force a specific order of evaluation.

## Data Types

- **Numeric Types**
  - **int**: Integer values (e.g., 1, 42, -7)
  - **float**: Floating-point (decimal) values (e.g., 3.14, -0.001)
  - **complex**: Complex numbers (e.g., 2 + 3j)
- **Sequence Types**
  - **str**: String of characters (e.g., "hello", 'world')
  - **list**: Ordered, mutable collection (e.g., [1, 2, 3], ['a', 'b', 'c'])
  - **tuple**: Ordered, immutable collection (e.g., (1, 2, 3), ('a', 'b', 'c'))
  - **range**: Sequence of numbers (e.g., range(10), range(1, 5))
- **Mapping Type**
  - **dict**: Key-value pairs (e.g., {'name': 'Alice', 'age': 25})
- **Set Types**
  - **set**: Unordered collection of unique elements (e.g., {1, 2, 3}, {'a', 'b', 'c'})
- **Boolean Type**
  - **bool**: Boolean values True or False
- **None Type**
  - **None**: Represents the absence of a value (e.g., None)

## Mutable and Immutable Data Types

- **Mutable Data Types**
  - Can be changed after creation (e.g., modifying elements, adding or removing elements)
  - Examples:
    - **list**: `my_list = [1, 2, 3]` (can add, remove, or change elements)
    - **dict**: `my_dict = {'key': 'value'}` (can add, remove, or change key-value pairs)
    - **set**: `my_set = {1, 2, 3}` (can add or remove elements)
- **Immutable Data Types**
  - Cannot be changed after creation (any modification creates a new object)
  - Examples:
    - **int**: `my_int = 5` (cannot change the value directly)

- **float:** `my_float = 3.14` (cannot change the value directly)
- **str:** `my_str = "hello"` (cannot change characters directly)
- **tuple:** `my_tuple = (1, 2, 3)` (cannot change elements)

## Statements

- Instructions executed by the Python interpreter.
- Types of statements:
  - **Expression statements:** Evaluate an expression (e.g., `a + b`).
  - **Assignment statements:** Assign values to variables (e.g., `x = 5`).
  - **Control flow statements:** Direct the flow of execution (e.g., `if`, `for`, `while`, `break`, `continue`).
  - **Function definition:** Define a function (e.g., `def my_function():`).

## Expressions

- Combinations of variables, operators, and values that yield a result.
- Examples:
  - Arithmetic expressions: `2 + 3`.
  - Logical expressions: `a and b`.
  - String expressions: `"Hello" + " " + "World"`.
- Can be part of a larger statement.

## Evaluation

- The process of computing the result of an expression.
- Python evaluates expressions using the rules of precedence and associativity.

## Comments

- Used to annotate code and make it more understandable.
- **Single-line comments:** Begin with `#` (e.g., `# This is a comment`).
- **Multi-line comments:** Enclosed in triple quotes (e.g., `"""This is a multi-line comment"""`).

## Input and Output Statements

- **Input:**
  - `input()`: Reads a line of text input from the user (e.g., `name = input("Enter your name: ")`).
  - Always returns a string.
- **Output:**
  - `print()`: Outputs text or variables to the console (e.g., `print("Hello, World!")`).
  - Can accept multiple arguments separated by commas (e.g., `print("Name:", name)`).
  - Optional arguments like `sep` and `end` to customize the output (e.g., `print("Hello", "World", sep="-")`).

## Data Type Conversion

- Converting one data type to another.
- Common functions:
  - `int()`: Converts a value to an integer (e.g., `int("42")`).
  - `float()`: Converts a value to a float (e.g., `float("3.14")`).
  - `str()`: Converts a value to a string (e.g., `str(42)`).
  - `list()`: Converts a value to a list (e.g., `list("abc")` results in `['a', 'b', 'c']`).
  - `tuple()`: Converts a value to a tuple (e.g., `tuple([1, 2, 3])`).
  - `set()`: Converts a value to a set (e.g., `set([1, 2, 2, 3])`).

- dict(): Converts a value to a dictionary (when applicable, e.g., dict([('a', 1), ('b', 2)])).

## Debugging in Python

- **Definition:**
  - The process of finding and fixing errors or bugs in your code.
- **Common Debugging Techniques:**
  - **Print Statements:** Insert print() statements in your code to check values of variables and program flow (e.g., print("Checkpoint reached"), print("Value of x:", x)).
  - **Using Assertions:** assert statement to check if a condition is True, and if not, it raises an AssertionError (e.g., assert x > 0, "x must be positive").

## Control Statements in Python

- **If Statement:**
  - Executes a block of code if a condition is true.
  - Example:

```
if x > 0:  
    print("x is positive")
```

- **If-Else Statement:**
  - Executes one block of code if a condition is true, and another block if it is false.
  - Example:

```
if x > 0:  
    print("x is positive")  
else:  
    print("x is non-positive")
```

- **If-elif-else Statement:**
  - Checks multiple conditions in sequence, executing the first block of code where the condition is true.
  - Example:

```
if x > 0:  
    print("x is positive")  
elif x == 0:  
    print("x is zero")  
else:  
    print("x is negative")
```

- **While Loop:**
  - Repeats a block of code as long as a condition is true.
  - Example:

```
count = 0  
while count < 5:  
    print(count)  
    count += 1
```

- Can use break to exit the loop prematurely.
- Can use continue to skip to the next iteration.

## For Loop

- **For Loop:**

- Iterates over a sequence (e.g., list, tuple, string) or range of numbers.
- Syntax:
- Example:

```
for i in range(5):
    print(i)
```

- **For Loop with Break and Continue:**

- break: Exit the loop prematurely.
- continue: Skip to the next iteration.
- Example:

```
for i in range(10):
    if i == 5:
        break
    if i % 2 == 0:
        continue
    print(i)

if True:
    print("True") #note the white space as indentation before the word "print"
else:
    print("False") #indentation
```

## TIME TO PRACTICE

### MULTIPLE CHOICE QUESTIONS

1. Which of the following is a valid identifier in Python?

- A. 2variable
- B. variable2
- C. variable-2
- D. variable 2

2. Which of the following is NOT a keyword in Python?

- A. class
- B. try
- C. value
- D. finally

3. What is the result of the expression  $4 + 3 * 2$  in Python?

- A. 10
- B. 14
- C. 20
- D. 16

4. Which data type is mutable in Python?

- A. int
- B. float

- C. tuple
- D. list

5. What will be the output of the following code? `print(2 ** 3 ** 2)`

- A. 64
- B. 512
- C. 256
- D. 128

6. Which function is used to read input from the user in Python?

- A. `scanf()`
- B. `input()`
- C. `get()`
- D. `read()`

7. What will be the output of the following code? `print (type(5.0))`

- A. `<class 'int'>`
- B. `<class 'float'>`
- C. `<class 'double'>`
- D. `<class 'decimal'>`

8. Which of the following statements is used to create a constant in Python?

- A. `constant PI = 3.14`
- B. `PI = 3.14`
- C. `const PI = 3.14`
- D. `define PI = 3.14`

9. Which of the following is used to create a comment in Python?

- A. `// comment`
- B. `/* comment */`
- C. `<!-- comment -->`
- D. `# comment`

10. What will be the output of the following code? `print('Hello ' + 'World!')`

- A. Hello World!
- B. Hello + World!
- C. HelloWorld!
- D. Hello +World!

11. Which of the following data types is immutable?

- A. list
- B. set
- C. dict
- D. str

12. What is the result of `bool(0)` in Python?

- A. True
- B. False
- C. None
- D. 0

13. Which loop is guaranteed to execute at least once?

- A. for
- B. while

- C. do-while
- D. None of the above

14. What is the correct syntax for a while loop in Python?

- A. while x > 0 { ... }
- B. while (x > 0): ...
- C. while x > 0: ...
- D. while (x > 0) { ... }

15. Which of the following can be used to stop a loop prematurely?

- A. stop
- B. exit
- C. break
- D. end

16. What will be the output of the following code? for i in range(5): print(i)

- A. 0 1 2 3 4
- B. 1 2 3 4 5
- C. 0 1 2 3 4 5
- D. 1 2 3 4

17. What will be the output of the following code?

```
for i in range(3):  
    print(i)
```

- A. 1 2 3
- B. 0 1 2
- C. 0 1 2 3
- D. 1 2 3 4

18. What will be the output of the following code?

```
for i in range(2, 5):  
    print(i, end='')
```

- A. 2 3 4 5
- B. 2 3 4
- C. 3 4 5
- D. 2 3 4 5 6

19. What will be the output of the following code?

```
for i in range(1, 10, 3):  
    print(i, end=',')
```

- A. 1, 4, 7, 10,
- B. 1, 4, 7,
- C. 1 4 7
- D. 1 4 7 10

20. What will be the output of the following code?

```
i = 1
```

```
while i < 5:  
    print(i)  
    i += 1
```

- A. 1 2 3 4 5
- B. 1 2 3 4
- C. 1 2 3
- D. 0 1 2 3 4

### Very Short Answer Questions

1. What is the extension of Python files?
2. How do you start the Python interpreter in interactive mode?
3. What is the purpose of indentation in Python?
4. Give an example of a valid identifier in Python.
5. How do you assign a value to a variable in Python?
6. Name the arithmetic operators in Python.
7. Which operator has the highest precedence in Python?
8. What data type is returned by the `input()` function?
9. How do you write a single-line comment in Python?
10. What is the output of `print(3 + 4 * 2)`?

### Short Answer Type Questions

1. What is the difference between interactive mode and script mode in Python?
2. Explain the significance of indentation in Python.
3. What are identifiers in Python and what are the rules for naming them?
4. List five keywords in Python and explain their use.
5. What is a variable in Python and how is it different from a constant?
6. Explain the difference between the `==` and `=` operators.
7. What are the different types of operators in Python?
8. Differentiate between mutable and immutable data types with examples.
9. How do you convert a list to a tuple in Python?
10. Write a Python code snippet that demonstrates the use of the `if-elif-else` statement.

### Long Answer Type Questions

1. Discuss the structure of a Python program. Explain the importance of indentation, and provide an example to illustrate your explanation.
2. Explain the different types of operators available in Python. Discuss the concept of operator precedence with examples.
3. Describe the concept of mutable and immutable data types in Python. Provide examples of each type and discuss scenarios where one might be preferred over the other.

4. What are control statements in Python? Explain with examples the use of if-else, if-elif-else, while loop, and for loop.
5. Explain data type conversion in Python. Provide examples of implicit and explicit data type conversion.

### Assertion-Reasoning based questions

1. **Assertion (A):** Indentation is mandatory in Python to define the block of code.  
**Reason (R):** Python uses curly braces { } to indicate the start and end of a block of code.
  - A. Both A and R are true, and R is the correct explanation of A.
  - B. Both A and R are true, but R is not the correct explanation of A.
  - C. A is true, but R is false.
  - D. A is false, but R is true.
2. **Assertion (A):** The range() function in a for loop generates a sequence of numbers. **Reason (R):** The range() function is used to iterate over a sequence of values with a specified start, stop, and step.
  - A. Both A and R are true, and R is the correct explanation of A.
  - B. Both A and R are true, but R is not the correct explanation of A.
  - C. A is true, but R is false.
  - D. A is false, but R is true.
3. **Assertion (A):** Variables in Python must be declared with a specific data type before they can be used.  
**Reason (R):** Python is a dynamically typed language, which means variables do not need explicit declaration before use.
  - A. Both A and R are true, and R is the correct explanation of A.
  - B. Both A and R are true, but R is not the correct explanation of A.
  - C. A is true, but R is false.
  - D. A is false, but R is true.
4. **Assertion (A):** In Python, strings are mutable data types.  
**Reason (R):** Mutable data types can be changed after they are created, while immutable data types cannot be modified.
  - A. Both A and R are true, and R is the correct explanation of A.
  - B. Both A and R are true, but R is not the correct explanation of A.
  - C. A is true, but R is false.
  - D. A is false, but R is true.
5. **Assertion (A):** The print() function in Python is used for outputting text to the console. **Reason (R):** The input() function in Python is used to read a string from the user.
  - A. Both A and R are true, and R is the correct explanation of A.
  - B. Both A and R are true, but R is not the correct explanation of A.
  - C. A is true, but R is false.
  - D. A is false, but R is true

### Case-Study/ Competency based questions

**Case Study 1:** You are developing a Python script to convert temperatures between Celsius and Fahrenheit based on user input. The script should handle data type conversion, validate user inputs, and provide clear instructions for temperature conversion.



1. Describe how you would implement data type conversion in the temperature conversion script.
2. Discuss the use of input and output statements to interact with users and handle different scenarios (e.g., invalid input).

**Case Study 2:** Imagine you are tasked with writing a Python script for a basic calculator that can perform addition, subtraction, multiplication, and division. The program should:

3. Prompt the user to enter two numbers.
4. Ask the user to choose an operation (addition, subtraction, multiplication, division).
5. Perform the chosen operation and display the result.

## Introduction to Python Continue...

- Lists: list operations - creating, initializing, traversing and manipulating lists, list methods and built-in functions – len(), list(),append(),insert(), count(),index(),remove(), pop(), reverse(), sort(),min(), max(),sum()
  - Dictionary: concept of key-value pair, creating, initializing, traversing, updating and deleting elements, dictionary methods and built-in functions – dict(), len(), keys(), values(), items(), update(), del(), clear()
- 

### Key Points

A list is a data structure in Python that is a mutable, or changeable, ordered sequence of elements. Each element or value that is inside of a list is called an item. Just as strings are defined as characters between quotes, lists are defined by having values between square brackets[].

List is a sequence of items separated by commas and items are enclosed in square brackets[]. Note that items may be of different data types.

```
list1 = [5, 3.4, "New Delhi", "20C", 45]
```

```
print(list1)
```

```
[5, 3.4, 'New Delhi', '20C', 45]
```

### String Lists

To get started, let's create a list that contains items of the string data type:

```
sea_creatures = ['shark', 'cuttlefish', 'squid', 'mantis shrimp', 'anemone']
```

```
print(sea_creatures)
```

Output

```
['shark', 'cuttlefish', 'squid', 'mantis shrimp', 'anemone']
```

### Indexing Lists

Each item in a list corresponds to an index number, which is an integer value, starting with the index number 0.

```
print(sea_creatures[1])
```

Output

```
Cuttlefish
```

### List Traversing and Manipulation:

Every element of the list has a unique sequential index(position) starting from 0

List elements can be accessed and manipulated by index.

if LST=[3,6,9,12,15] then

LST[1] ---->refers second element, i.e 6

LST[3]=20 ----> modifies the 4th element as 20.

**To traverse and display all elements of the list:-**

for item in LST:

    print (item)

You can update single or multiple elements of lists by giving the slice on the left-hand side of the assignment operator, and you can add to elements in a list with the append() method.

```
list = ['physics', 'chemistry', 1997, 2000];
```

```
print "Value available at index 2 : "
```

```
print list[2]
```

```
list[2] = 2001;
```

```
print "New value available at index 2 : "
```

```
print list[2]
```

### **Output**

Value available at index 2 :

1997

New value available at index 2 :

2001

Add Item to A List : append() method is used to add an Item to a List.

**e.g.**

```
list=[1,2]
```

```
print('list before append', list)
```

```
list.append(3)
```

```
print('list after append', list)
```

### **Output**

('list before append', [1, 2])

('list after append', [1, 2, 3])

## List Operators:

- Concatenation (+)

Joins two lists.

For example if L1=[1,2,3], L2=[4,5] then L1+L2 ---> [1,2,3,4,5]

- Replication ( \* )

Replicates the list given number of time.

For example , L1\*3 ----->[1,2,3,1,2,3,1,2,3]

- Membership ( IN / NOT IN)

Checks if an element is present or not.

For example : 2 in L1---> True 2 in L2--->False

- Comparison ( ==, !=, >, <, >=, <= )

Compares two lists element by element

For example:

L1==L2---->False L1!=L2= True L1>L2-----> False

## Built in Functions

1. len()

returns the no of size/no of elements. len(L1)---->3 , len(L2)----->2

2. min()

returns minimum element min(L1) ----->1

3. max()

returns maximum element max(L2) ----->5

4. sum()

returns sum of elements sum(L2) ----->9 sum(L1)----->6

List Functions

5. insert()

insert an element at a given index

L2.insert(1,2.5) ----->[4,2.5,5]

6. count()

returns the frequency of an element

```
Val=[2,4,6,4,7,3,4]
```

```
Val.count(4)----->3
```

7. index()

returns the index of an element

```
Val.index(6)----->2
```

8. remove()

delete the element with a given value

```
Val.remove(7) -----> [2,4,6,4,3,4]
```

9. pop()

delete the element with a given index . If no index is given, last element is deleted

```
Val.pop(2) -----> Val=[2,4,4,7,3,4]
```

10. reverse()

```
Val.reverse( )----->[4,3,7,4,4,2]
```

arranges the elements of the list in a reverse order

11. sort()

arranges the elements of a list in ascending order.

```
cars = ['Ford', 'BMW', 'Volvo']
```

```
cars.sort() ----> ['BMW', 'Ford', 'Volvo']
```

12. clear( )

deletes all elements of the list

```
Num=[1,4,7,9]
```

```
Num.clear() -----> Will give empty list
```

13. extend()

Merge the elements of a list in the current list

```
L1.extend(L2) ----->[1,2,3,4,5]
```

```
L2.extend(L1) ----->[4,5,1,2,3]
```

## Dictionary

Dictionary in Python holds data items in key-value pairs and Items are enclosed in curly brackets { }. Dictionaries permit faster access to data. Every key is separated from its value using a colon (:) sign. The key value pairs of a dictionary can be accessed using the key. Keys are usually of string type and their values can be of any data type. In order to access any value in the dictionary, we have to specify its key in square brackets [ ].

### Create a dictionary

```
dict1 = {'Fruit':'Apple','Climate':'Cold', 'Price(kg)':120}
```

```
print(dict1)
```

```
{'Fruit': 'Apple', 'Climate': 'Cold','Price(kg)': 120}
```

```
#getting value by specifying a key
```

```
print(dict1['Price(kg)'])
```

Output -120

A dictionary in Python is created with key-value pairs, where each key is separated from its value by a colon (:), the items are separated by commas, and the whole thing is enclosed in curly braces {}. An empty dictionary without any items is written with just two curly braces, like this: {}

```
dictionary = {  
    "key": "value",  
    "key2": "value2",  
    "key3": "value3"}
```

### Accessing elements of a Dictionary:

- We need a key to access any element of a Dictionary likewise in lists, strings and tuples we used index to access any element.

- Example:

```
TeacherCount={'PGT':10, 'TGT':7, 'PRT':5}
```

```
TeacherCount['PGT']
```

Output -10

- Note: Attempting to access a key that doesn't exist causes an error

### Iterating / Traversing through A Dictionary

Following example will show how dictionary items can be accessed through loop.

e.g.

```
dict = {'Subject': 'Informatics Practices', 'Class': 11}
```

```
for i in dict:
```

```
print(dict[i])
```

OUTPUT

```
Informatics Practices
```

```
11
```

### **Updating/Manipulating Dictionary Elements**

**We can change the individual element of dictionary. e.g.**

```
dict = {'Subject': 'Informatics Practices', 'Class': 11}
```

```
dict['Subject']='computer science'
```

```
print(dict)
```

OUTPUT

```
{'Class': 11, 'Subject': 'computer science'}
```

### **Deleting Dictionary Elements**

Before remove key:

```
{'Anuradha': 22, 'Haritha': 21, 'Arushi': 22, 'Nakul': 20}
```

Operation Perform: `del test_dict['Nakul']`

After removing key:

```
{'Anuradha': 22, 'Haritha': 21, 'Arushi': 22}
```

`pop()` method is used to remove a particular item in a dictionary. `clear()` method is used to remove all elements from the dictionary e.g.

```
dict = {'Subject': 'IP', 'Class': 12}
```

```
print('before del', dict)
```

```
dict.pop('Class')
```

```
print('after item delete', dict)
```

```
dict.clear()
```

```
print('after clear', dict)
```

Output

```
('before del', {'Class': 12, 'Subject': 'IP'})
```

('after item delete', {'Subject': 'IP'})

('after clear', {}) Python has a set of built-in methods that you can use on dictionaries.

Method	Description
clear()	Removes all the elements from the dictionary
copy()	Returns a copy of the dictionary
fromkeys()	Returns a dictionary with the specified keys and value
get()	Returns the value of the specified key
items()	Returns a list containing a tuple for each key value pair
keys()	Returns a list containing the dictionary's keys
pop()	Removes the element with the specified key
popitem()	Removes the last inserted key-value pair
setdefault()	Returns the value of the specified key. If the key does not exist: insert the key, with the specified value
update()	Updates the dictionary with the specified key-value pairs
values()	Returns a list of all the values in the dictionary

### **The 3 main characteristics of a dictionary are :**

1. Dictionaries are unordered: The dictionary elements (key-value pairs) are not in ordered form.
2. Dictionary keys are case sensitive: The same key name but with different case are treated as different keys in Python dictionaries.
3. No duplicate key is allowed: When duplicate keys encountered during assignment, the last assignment wins.

### **Multiple ways of Creating Dictionaries:**

#### **Method 1:** Passing Key-Value Pairs as Literals

The simplest and most common way to initialize a Python dictionary is to pass key-value pairs as literals in curly braces. For example:

```
my_dictionary = {'key1': 'value1', 'key2': 'value2', 'key3': 'value3'}
```

#### **Method 2:** Using dict() constructor



The built-in `dict()` constructor creates a Python dictionary. Pass the key-value pairs as the keyword arguments to populate the dictionary. For example:

```
my_dictionary = dict(key1='value1', key2='value2', key3='value3')
```

### **Method 3: Using Lists**

The `dict()` constructor, together with the `zip()` function, enables merging two lists into key-value pairs. Provide the key values in one list and the values in a separate list. Then, combine the two using the `zip()` function. For example:

```
keys = ['key1', 'key2', 'key3']
values = ['value1', 'value2', 'value3']
my_dictionary = dict(zip(keys, values))
```

### **Method 4: Using Tuples**

An alternative way to pass values into the `dict()` constructor is to provide the key-value pairs as a list of tuples. For example:

```
my_dictionary = dict([('key1', 'value1'), ('key2', 'value2'), ('key3', 'value3')])
```

## **How to Check if a Key Exists in a Dictionary**

(i) You can use the `in` operator to check if a key exists in a dictionary.

```
my_dict = {'key1': 'value1', 'key2': 'value2', 'key3': 'value3'}
if 'key1' in my_dict:
    print("Key exists in the dictionary.")
else:
    print("Key does not exist in the dictionary.")
```

(ii) Using the `dict.get()` Method

```
my_dict = {'key1': 'value1', 'key2': 'value2', 'key3': 'value3'}
if my_dict.get('key1') is not None:
    print("Key exists in the dictionary.")
else:
    print("Key does not exist in the dictionary.")
```

## **Checking for Existence of a Value:**

To check if a key exists in a Python dictionary, there are three main methods that can be used: the `in` keyword, the `get()` method, and the `keys()` method. The `in` keyword is the simplest way to check if a key exists in a dictionary. It returns a boolean value of `True` if the key is present and `False` otherwise.

```

person = {'name': 'John', 'age': 30, 'gender': 'male'}
# Using get() method to check if key exists
if person.get('name'):
    print('Name:', person['name'])
else:
    print('Name not found')

```

### **Nested Dictionaries**

A dictionary can contain dictionaries, this is called nested dictionaries.

```

myfamily = {
    "child1" : {
        "name" : "Mahesh",
        "year" : 2004
    },
    "child2" : {
        "name" : "Sarita",
        "year" : 2007
    }
}

```

### **Functions and Dictionary Methods:**

#### 1. len(Dictionary):

Returns total number of elements present in the dictionary.

Example:

```
T20Cricketer={'Name':'Virat','Runs':2790,'Age':31}
```

```
>>> len(T20Cricketer)
```

Output -3

#### 2. Dictionary.keys():

Returns a list of keys of the dictionary.

Example:

```
>>> T20Cricketer.keys()
```

```
dict_keys(['Name', 'Runs', 'Age'])
```

3. Dictionary.values():

Returns a list of values of the dictionary.

Example:

```
>>> T20Cricketer.values()
```

```
dict_values(['Virat', 2790, 31])
```

4. Dictionary.items() :

Returns all of the items of the dictionary as a sequence of (key,value) tuples

Example:

```
>>> T20Cricketer.items()
```

```
dict_items([('Name', 'Virat'), ('Runs', 2794), ('Age', 31)])
```

### **TIME TO PRACTICE**

#### **Objective Question (1 Mark )**

1	Identify the immutable data type: (a) dictionary      (b) int      (c) list      (d) set
Ans	(b)
<u>2</u>	What are the two modes of Python interpreter? (a) Interactive mode (b) script mode (c) Both (d) None of these
Ans	<u>C</u>
<u>3</u>	$a = 5 > 2$ What will be the data type of the variable a? (a) True (b) int (c) bool (d) None of these
<u>Ans</u>	(c) bool
<u>4</u>	1. ____ are used to store the values in keys and pairs. A. Set B. Map C. Dictionary D. Tuple
Ans	C) Dictionary

<u>5</u>	<p>4. In the dictionary, which symbol is used to separate keys and pairs?</p> <p>A. ,  B. ::  C. :  D. ""</p>
Ans	C) :
<u>6</u>	<p>From the given syntax, which of the following is the correct syntax to create a dictionary?</p> <p>A. Dict=[ 1:"hi",2:"hello"]  B. Dict={ 1:"hi",2:"hello"}  C. Dict={ 1:"hi",2:"hello"}  D. Dict=[ 1:"hi",2:"hello"]</p>
Ans	C) Dict={ 1:"hi",2:"hello"}
<u>7</u>	<p>What will be the output of the following code?</p> <pre>D={1:7,2:"everyone"} print(D[2])</pre> <p>A. 7  B. 1  C. 2  D. everyone</p>
Ans	D) everyone
<u>8</u>	<p>Which of the following is correct way of creating a dictionary?</p> <p>a) Medals={'Gold'=12,'Silver'=21,'Bronze'=32}  b) Medals={'Gold':12,'Silver':21,'Bronze':32}  c) Medals=['Gold':12,'Silver':21,'Bronze':32]  d) Medals=('Gold':12,'Silver':21,'Bronze':32)</p>
Ans	b) Medals={'Gold':12,'Silver':21,'Bronze':32}
<u>9</u>	<p>Identify the immutable data type:  (a) dictionary, (b) int, (c) list, (d) set.</p>
Ans	(b)
<u>10</u>	<p>Which of the following commands will create a list?</p> <p>a) list1 = list()  b) list1 = []  c) list1 = list([1, 2, 3])</p>

	d) all of the mentioned
Ans	d)
<u>11</u>	What is the output when we execute list("hello")? a) ['h', 'e', 'l', 'l', 'o'] b) ['hello'] c) ['llo'] d) ['olleh']
Ans	a) ['h', 'e', 'l', 'l', 'o']
<u>12</u>	Suppose list1 is [3, 5, 25, 1, 3], what is min(list1)? a) 3 b) 5 c) 25 d) 1
Ans	d) 1
<u>13</u>	Suppose list1 is [2, 33, 222, 14, 25], What is list1[-1]? a) Error b) None c) 25 d) 2
Ans	c) 25
<u>14</u>	Suppose list1 is [2, 33, 222, 14, 25], What is list1[:-1]? a) [2, 33, 222, 14] b) Error c) 25 d) [25, 14, 222, 33, 2]
Ans	a) [2, 33, 222, 14]
<u>15</u>	Suppose list1 is [1, 3, 2], What is list1 * 2? a) [2, 6, 4] b) [1, 3, 2, 1, 3] c) [1, 3, 2, 1, 3, 2]

	d) [1, 3, 2, 3, 2, 1]
Ans	c) [1, 3, 2, 1, 3, 2]
<u>16</u>	To insert 5 to the third position in list1, we use which command? a) list1.insert(3, 5) b) list1.insert(2, 5) c) list1.add(3, 5) d) list1.append(3, 5)
Ans	b) list1.insert(2, 5)
<u>17</u>	To remove string "hello" from list1, we use which command? a) list1.remove("hello") b) list1.remove(hello) c) list1.removeAll("hello") d) list1.removeOne("hello")
Ans	a) list1.remove("hello")
<u>18</u>	Suppose list1 is [3, 4, 5, 20, 5, 25, 1, 3], what is list1.count(5)? a) 0 b) 4 c) 1 d) 2
Ans	d) 2
19	Suppose list1 = [0.5 * x for x in range(0, 4)], list1 is: a) [0, 1, 2, 3] b) [0, 1, 2, 3, 4] c) [0.0, 0.5, 1.0, 1.5] d) [0.0, 0.5, 1.0, 1.5, 2.0]
Ans	C
<u>20</u>	What will be the output of the following Python code? <pre>&gt;&gt;&gt;list1 = [11, 2, 23] &gt;&gt;&gt;list2 = [11, 2, 2] &gt;&gt;&gt;list1 &lt; list2</pre> a) True

	b) False c) Error d) None
Ans	B
<u>21</u>	Suppose list1 is [3, 4, 5, 20, 5], what is list1.index(5)? a) 0 b) 1 c) 4 d) 2
Ans	d) 2
<u>22</u>	Suppose listExample is [3, 4, 5, 20, 5, 25, 1, 3], what is list1 after listExample.extend([34, 5])? a) [3, 4, 5, 20, 5, 25, 1, 3, 34, 5] b) [1, 3, 3, 4, 5, 5, 20, 25, 34, 5] c) [25, 20, 5, 5, 4, 3, 3, 1, 34, 5] d) [1, 3, 4, 5, 20, 5, 25, 3, 34, 5]
Ans	A
<u>23</u>	Suppose listExample is [3, 4, 5, 20, 5, 25, 1, 3], what is list1 after listExample.pop(1)? a) [3, 4, 5, 20, 5, 25, 1, 3] b) [1, 3, 3, 4, 5, 5, 20, 25] c) [3, 5, 20, 5, 25, 1, 3] d) [1, 3, 4, 5, 20, 5, 25]
Ans	C
<u>24</u>	What will be the output of the following Python code snippet? <pre>d1 = {"john":40, "peter":45} d2 = {"john":466, "peter":45} d1 == d2</pre> a) True b) False c) None

	d) Error
Ans	B
<u>25</u>	<p>What will be the output of the following Python code snippet?</p> <pre>d = {"john":40, "peter":45} print(list(d.keys()))</pre> <p>a) ["john", "peter"]  b) [{"john":40, "peter":45}  c) ("john", "peter")  d) ("john":40, "peter":45)</p>
Ans	a
	<b>Very Short Answer (1 Mark )</b>
1	What is list in python?
2	What is list slicing?
3	What is nested list in python?
4.	Give examples some examples of Built-in Functions in Python?
5	What is the concept of key-value pair in Dictionary?
6	What is Iterating in Python Dictionary?
7	Give Some built-in functions of Python Dictionary.
8	What is use of pop () method in Python Dictionary?
9	What is use of clear () method in Python Dictionary?
10	What is the use of update() method in Python Dictionary?
	<b>Short Answer Questions (2 Mark )</b>
1	<p>What will be the output of the following code segment?</p> <pre>myList = [1,2,3,4,5,6,7,8,9,10] del myList[3:] print(myList)</pre>
2	<p>What will be the output of the following code segment?</p> <pre>myList = [1,2,3,4,5,6,7,8,9,10]</pre>



	<pre>del myList[:5] print(myList)</pre>
3	What is list indexing?
4	What is Dictionary?
5	<p>What will be the output of the following code segment?</p> <pre>list1 = [1,2,3,4,5,6,7,8,9,10] list1[::-2]</pre>
6	<p>What will be the output of the following code segment?</p> <pre>list1 = [1,2,3,4,5,6,7,8,9,10] list1[:3] + list1[3:]</pre>
7	Differentiate between append() and extend() methods of list.
8	<p>Consider the following list myList. What will be the elements of myList after each of the following operations?</p> <pre>myList = [10,20,30,40] myList.append([50,60])</pre>
9	<p>Consider the following list myList. What will be the elements of myList after each of the following operations?</p> <pre>myList = [10,20,30,40] myList.extend([80,90])</pre>
10	What is Concatenation in Python List
	<b>Long answer (3 Mark )</b>
1	How you will Update a dictionary, give example?
2	What is Repetition in Python List?
3	What are Membership operators in Python?
4	What is Slicing in List?
5	How you will show Traversing a List?
6	How a Dictionary may be created
7	How Items in a Dictionary may be accessed?
8	What are mutable and immutable data types in python, explain with Python Dictionary?
9	Display the keys(), values() and items() method in dictionary 'ODD'.

10	Write a program to count the number of times a character appears in a given string.
	<p><b>Open ended question (Assertion and Reasoning) 1 Mark</b></p> <p>Mark the correct choice as</p> <p>(A) Both(A) and (R) are true and (R) is a correct explanation of Assertion</p> <p>(B) Both (A) and (R) are true, but (R) is not the explanation of Assertion</p> <p>(C) If the assertion is true but Reason is false.</p> <p>(D) If both Assertion and Reason are false</p>
1	<p>Assertion (A) : List is a mutable data type of Python.</p> <p>Reason (R) : Change of values is not possible in list elements.</p>
2	<p>Assertion (A): remove( ) method removes all elements from a list</p> <p>Reason (R): len( ) function is used to find the length of list</p>
3	<p>Assertion (A): Dictionaries are mutable data type.</p> <p>Reasoning (R): We cannot change the keys of the dictionaries.</p>
4	<p>Assertion (A):Items in dictionaries are unordered. Reasoning</p> <p>(R):Internally, the key: value pairs of a dictionary are associated with one another with some internal function (called hash-function). This way of linking is called mapping.</p>
5	<p>Assertion (A): We can add new key, value pairs to a dictionary.</p> <p>Reasoning (R): Key to be added must not exist in dictionary and must be unique. If the Key already exist, then it will change the value of existing key and no new entry will be added to dictionary.</p>
6	<p>Assertion (A): Dictionaries are mutable data type.</p> <p>Reasoning (R): We can change the values of the dictionaries.</p>
7	<p>Assertion (A): append( ) method is used to add an element at the end of a list</p> <p>Reason (R): extend ( ) function is used to merge two lists into a single list</p>
8	<p>Assertion (A): Elements of a list are separated by comma.</p> <p>Reason (R): List is enclosed by a pair of straight brackets.</p>
9	<p>Assertion (A): We can update values of a dictionary by the help of keys.</p> <p>Reasoning (R):It is not necessary that the key has to present in the dictionary.</p>
10	<p>Assertion (A): clear( ) method removes all elements from a list</p> <p>Reason (R): sort ( ) function is used sort a list in descending order</p>

	<b>Case study and competency based questions (5 Mark)</b>
1	<p>A list is a standard data type in Python that can store a sequence of values belonging to any type. Lists are enclosed in a pair of square brackets. These are mutable, i.e, elements can be changed by the user. Every element of a list has an index. Indexing begins from zero.</p> <p>Questions:-</p> <p>I. List defined within a list is called:-</p> <p>a. nested list b. super list c. sub list d. hidden list</p> <p>II. In Python, list is of type:-</p> <p>a. Immutable b. Mutable c. Both a &amp; B d. None of a &amp; b</p> <p>III. If a list contains n elements, then the index of the last element will be:-</p> <p>a. 0 b. n c. n+1 d. n-1</p> <p>IV. Which type of the bracket is used to define a list?</p> <p>a. () b. { } c. [] d. &lt;&gt;</p> <p>V. List can contain values of these types:-</p> <p>a. integers b. float c. string d. all of these</p>
2	<p>Aman has created two lists L1=[6,2,3,8] and L2=[1,5,4]</p> <p>He has been asked by his teacher to write the code for the following tasks:-</p> <p>I. To predict the output of the code:-</p> <pre>L3=L2.extend(L1) print(L3)</pre> <p>II. To display smallest number from L3</p> <p>III. To add 2nd element from L1 and 3rd element from L2</p> <p>IV. To arrange the elements of L3 in descending order</p> <p>V. To predict the output : L1[:2]+L2[2:]</p>
3	<p>Rakhi wants to write a program to count the number of vowels from the word 'Alexander' by converting it into a list. But the program does not run due to errors. Help Rakesh to identify and rectify the errors so that program can run:-</p> <pre>L=List('Alexander') count==0 for i in L: if i within 'aeiouAEIOU' count==+1 print(count)</pre>
4	<p>Rekha has a list of both positive numbers. She has been given a task to separate positive and negative numbers into two different lists and finally to delete the</p>

	<p>original list. She has written a code where some statements incomplete. Complete the incomplete statements by filling in the blanks:-</p> <pre> Numbers=[5,-8,9,-7,5,-4] Pos, Neg= _____ #Statement 1: To initialize empty lists for i in range( ): # Statement 2: To write the range to access all elements if Numbers[i]&gt;=0: _____ # Statement 3: To add element in POS else: _____ # Statement 4: To add element in another list _____ #Statement 5: To delete the original list print (Pos) print(Neg) print("Task Completed") </pre>
5	<p>Raman has stored record of a student in a list as follows:-</p> <pre>rec=['Thomas', 'C-25', [56,98,99,72,69], 78.8]</pre> <p>Suggest him the Python statements to do the following tasks:-</p> <ol style="list-style-type: none"> <li>To find the percentage</li> <li>To find marks of 5th subject</li> <li>Maximum marks of the student</li> <li>To find total marks</li> <li>To change the name from 'Thomas' to ' Charles'</li> </ol>
6	<p>Predict the output of the following code:-</p> <pre> Moves=[11, 22, 33, 44] Queen=Moves Moves[2]+=22 L=len(Moves) for i in range (L): print ("Now@", Queen[L-i-1], "#", Moves [i]) </pre>
7	<p>Predict the output of the following code:</p> <pre> Teacher1,Teacher2={'EmpId':3698,'Name':'Robin','Desig':'PGT', 'Sub':'Chemistry'},{'EmpId':9821, 'Name':'Sachin','Desig':'PRT','HomeTown':'Patna'} print(Teacher1) print(Teacher2) Teacher1.update(Teacher2) print(Teacher1) print(Teacher2) </pre>
8	<p>Predict the output of the following code:</p> <pre> Marks5Subs={'Sawan':[67,74,56,48,87],'Ankit':[34,46,39,21,41], 'Puja':[91,87,73,82,95],'Arnab':[78,98,97,95,99]} print(max(Marks5Subs['Sawan'])) </pre>

	<pre>print(min(Marks5Subs['Ankit'])) print(len(Marks5Subs['Arnab'])) print(len(Marks5Subs))</pre>
9	<p>Predict the output of the following code:</p> <pre>Age={'Sawan':67,'Ankit':34,'Puja':21,'Arnab':23} print(list(Age.items())) del Age['Sawan'] print(Age) Age.clear() print(Age) del Age print(Age)</pre>
10	<p>Write a program to convert a number entered by the user into its corresponding number in words. for example if the input is 876 then the output should be 'Eight Seven Six'.</p>

# Database concepts and the Structured Query Language

- Database Concepts: Introduction to database concepts and its need, Database Management System.
- Relational data model: Concept of domain, tuple, relation, candidate key, primary key, alternate key

## DATABASE CONCEPTS

A database is a collection of DATA/INFORMATION that is organized so that it can be easily accessed, managed and updated.

In Database, Data is organized into rows, columns and tables, and it is indexed to make it easier to find relevant information. It works like a container which contains the various object like Tables, Queries, Reports etc.in organized way.

**Database Management System (DBMS)** is a software for storing and retrieving users' data while considering appropriate security measures. It consists of a group of programs which manipulate the database. The DBMS accepts the request for data from an application and instructs the operating system to provide the specific data. In large systems, a DBMS helps users and other third-party software to store and retrieve data.

DBMS allows users to create their own databases as per their requirement. The term “DBMS” includes the user of the database and other application programs. It provides an interface between the data and the software application.

### **Need for DBMS**

- The file management system is a traditional mechanism to store data permanently into secondary devices but in today digital word TBs of data need to be stored in an organized place which needs security as well as retrieval in seconds of time
- Traditional file systems have the very lowest level of storage and processing capabilities which created problems regarding security, integrity, memory storage and duplicate data, data inconsistency and so on.
- DBMS provides solution for problems faced in above two conditions.

### **Advantages of Database Management**

#### **1. Data retrieval**

If you want to retrieve data from the flat file then we must develop application programs in a high-level language, so that *data can be stored and retrieved fastly and securely within the time bound*

Ex: SQL – structured query language

#### **2.Data Redundancy (Duplication)**

In any storage, we need to make copies of data for backup but in traditional file management systems once we update data in one location sometimes it fails to get updated in the copy of the data, so that it may create problems of inconsistency this rate is *called duplicate data or redundant data*

- The database automatically maintains consistent data through a transaction using certain rules and procedures

- Each transaction internally follows four properties known as acid properties(atomicity, consistency, durability, isolation)
- The database is capable of eliminating all problems of insertion-deletion updation of data through levels of the normalization process

### **3.Data integrity**

Data integrity ensure that only required data is stored in the database i.e data is validated before entered into the database using integrity constraints such as primary key, foreign key, etc

### **4. Data security**

In traditional file management, there is no authentication mechanism at high-end whereas DBMS provides levels of security authentication which can be done at user level admin level, etc

### **5. Data indexing**

- If you want to retrieve data very fast from the database we are using indexing mechanism whereas Flat files don't support indexing and solely depend upon secondary storage devices
- Indexing is a mechanism where data is uniquely identified and stored using some computational techniques so that data is retrieved very fast.

## **DATA MODELS :**

Data model is a model or presentation which shows how data is organized or stored in the database. A data is modelled in any of the following ways-

### **Relational Data Model**

In this model data is organized into Relations or Tables (i.e. Rows and Columns). A row in a table represents a relationship of data to each other and also called a Tuple or Record. A column is called Attribute or Field.

### **Network Data Model**

In this model, data is represented by collection of records and relationship among data is shown by Links.

### **Hierarchical Data Model**

In this model, Records are organized as Trees. Records at top level are called Root record and this may contains multiple directly linked Children records.

### **Object Oriented Data Model**

In this model, records are represented as a objects. The collection of similar types of object is called class.

## **Relational Database Concepts:**

A relational database is a collective set of multiple data sets organized by tables, records and columns. Relational database establish a well-defined relationship between database tables. Tables communicate and share information, which facilitates data search ability, organization and reporting.

A Relational database use Structured Query Language (SQL), which is a standard user application that provides an easy programming interface for database interaction.

**Table : STUDENT**

Rollno	Name	dob	Marks
1	Raman	12-12-2003	300
2	Arjun	10-10-2000	230
3	Neha	12-12-2002	250

**Relation :** Table Name is called Relation  
e.g Name of Table 'student' is called relation

**Attribute :** Name of Column is called attribute/ field/data item.  
e.g rollno, name, dob, marks are attribute

**Domain :** Set of values of a column is called Domain  
e.g in Relation Student the set of values of column Rollno is (1,2,3) and column name is (Raman, Arjun, Neha)

**Tuple :** Row of a table is called Tuple.  
e.g. in Relation Student (1, Raman, 12-12-2003,300) is Tuple

**Degree :** No of attributes of a relation.is called degree.  
e.g in Relation student degree is 3

**Cardinality:** No. of tuples of a relation is called cardinality  
e.g in Relation student cardinality is 3

**Concept of Key :**

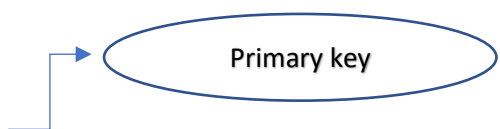
In a [relational database](#), the key plays an important role. The key is used to identify a record or a tuple of the table uniquely. Keys are also used to establish and identify the relationships between the tables.

**Types of Keys :**

**Primary Key :** One or more combination of keys which uniquely identify each row of the table. Primary key implements not null and unique constraints of Table.

Example:

Table: Student



Rollno	Name	Dob	Marks
1	Neha	12-12-2003	300
2	Namita	10-10-2000	230

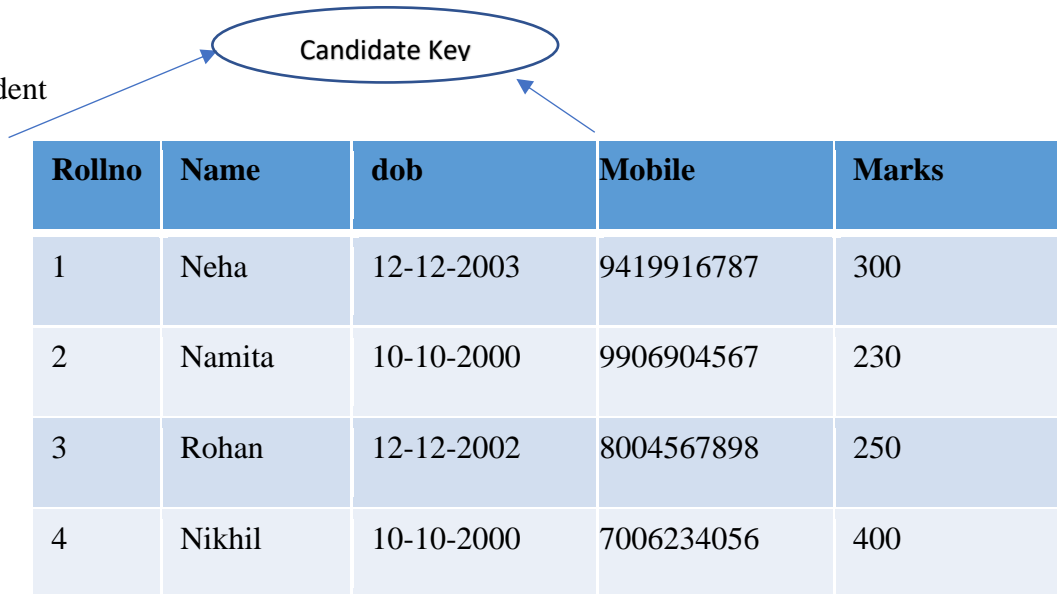


3	Rohan	12-12-2002	250
4	Nikhil	10-10-2000	400

**Candidate Key** : Set of keys which can participate as primary key is called candidate key.

Example :

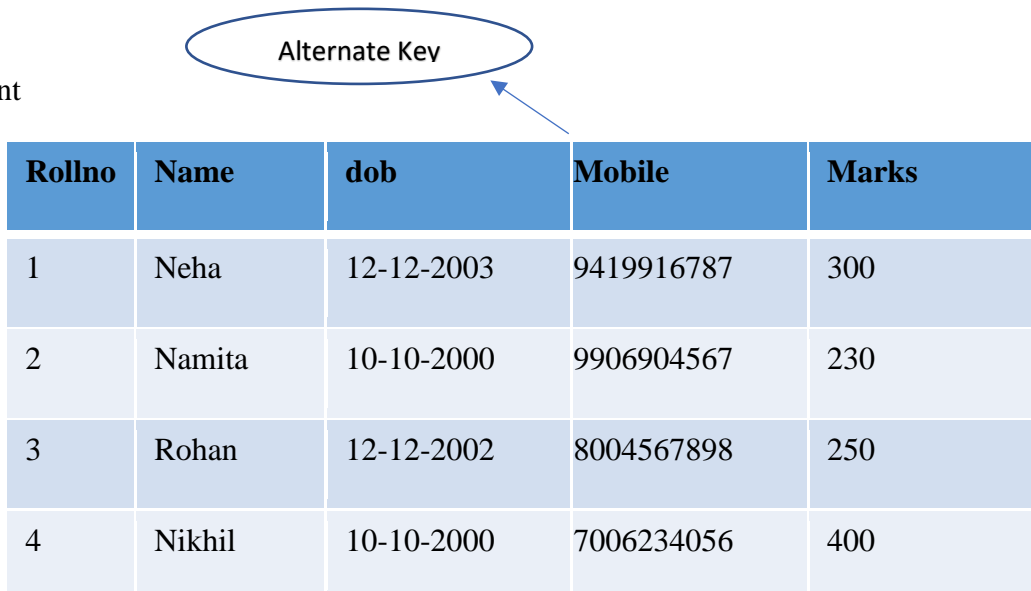
Table: Student



**Alternate Key** : The candidate keys which are not chosen as primary key is called alternate key

Example :

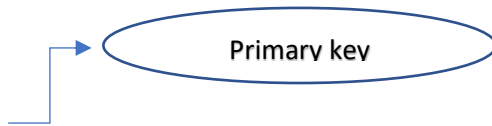
Table: Student



**Foreign Key :** The non key attribute of a table which derive its values from primary key of another table is called foreign key.

Example :

Table: Student



Rollno	Name	dob	Marks
1	Neha	12-12-2003	300
2	Namita	10-10-2000	230
3	Rohan	12-12-2002	250
4	Nikhil	10-10-2000	400

Table : Marks



Rollno	Physics	Chemistry
1	34	56
3	45	56
4	67	67

# Structured Query Language

- Advantages of using SQL, DDL, DQL & DML
- Introduction to MySQL, DDL Commands and Creating database
- Data Query: SELECT, FROM, WHERE with relational operators, BETWEEN, logical operators, IS NULL, IS NOT NULL
- Data Manipulation: INSERT, DELETE UPDATE

## **Advantages of using SQL, DDL, DQL & DML**

### **1) Easy data retrieval and manipulation**

SQL offers an intuitive and straightforward method for retrieving and manipulating data from databases. The simplicity of SQL commands such as SELECT, INSERT, UPDATE, and DELETE allows even non-technical users to access specific data points, add new entries, modify existing records, and remove unwanted data with ease.

### **2) Data security**

SQL databases provide robust mechanisms to ensure the protection of sensitive information. With features like encryption options and access controls, SQL databases safeguard data from unauthorised access. Encryption transforms the data into unreadable formats, making it virtually impossible for malicious entities to decipher without the appropriate decryption key.

Access controls, on the other hand, grant different levels of permissions to users, ensuring that only authorised personnel can access certain data.

### **3) Scalability**

SQL databases stand out for their scalability, enabling them to handle massive amounts of data without compromising performance. Vertical scaling involves upgrading hardware resources such as CPU and RAM to accommodate increased data requirements.

Horizontal scaling, on the other hand, involves the distribution of data across multiple servers, allowing for seamless expansion as data demands grow. This scalability ensures that SQL databases can keep up with the data explosion, making them a reliable choice for organisations experiencing rapid growth.

### **4) Data integrity**

Maintaining data integrity is crucial for any database system. SQL databases excel in this aspect by enforcing constraints and referential integrity checks. Constraints define rules that data must adhere to, preventing the entry of invalid or inconsistent data. Referential integrity ensures that relationships between different tables are maintained correctly, avoiding orphaned or disconnected data.

### **5) Flexibility in querying**

SQL's flexible querying capabilities empower users to perform complex data analysis tasks efficiently. SQL supports various operations, including joins, sub queries, and conditional statements, allowing users to retrieve specific information from large datasets. Joins amalgamate data from multiple tables based on common columns, enabling users to gather comprehensive insights.

Subqueries help break down complex queries into manageable parts, simplifying the overall analysis process. Conditional statements allow users to extract data based on specific conditions, facilitating tailored data retrieval.

### **6) Integration with modern technologies**

SQL databases seamlessly integrate with these modern technologies, making them versatile and adaptable. Cloud-based SQL databases offer the advantage of flexibility and cost-effectiveness, as they allow businesses to scale resources according to their needs.

Additionally, SQL databases integrate effortlessly with big data frameworks like Apache

### **7) Wide adoption and community support**

SQL's longevity and wide adoption have resulted in a thriving community of developers, enthusiasts, and

experts. The vast SQL community provides ample resources, documentation, and support for users at all levels of expertise. Beginners can find numerous tutorials and guides to get started, while seasoned professionals can explore advanced techniques and best practices.

### **8) Cost-effectiveness**

SQL databases, especially open-source options like MySQL and PostgreSQL, offer a cost-effective alternative to proprietary database systems. These open-source solutions provide powerful and feature-rich database management capabilities without hefty licensing fees.

### **9) ACID compliance**

SQL databases adhere to the ACID (Atomicity, Consistency, Isolation, and Durability) properties, ensuring that transactions are processed in a reliable and secure manner. Atomicity guarantees that all parts of a transaction are completed successfully, or none of the parts are executed at all. Consistency ensures that data remains in a valid state throughout the transaction process. Isolation prevents interference between concurrent transactions, safeguarding data integrity. Durability makes sure that once a transaction is committed; its changes persist even in the event of system failures.

### **10) Business intelligence and reporting**

SQL plays a pivotal role in business intelligence and reporting, facilitating data analysis and visualization. SQL's ability to perform complex aggregations, calculations, and grouping enables users to generate meaningful reports, with SQL as the backbone of data analysis; businesses can unlock their data's full potential and use it to gain a competitive edge in their respective markets. SQL's ability to handle large datasets and process complex queries efficiently ensures that data-driven insights are readily available to decision-makers.


## **My SQL commands**

- SQL commands are instructions. It is used to communicate with the database. It is also used to perform specific tasks, functions, and queries of data.
- SQL can perform various tasks like create a table, add data to tables, drop the table, modify the table, set permission for users.

Before executing any MySQL command you need to download and install MySQL .You may use the following link to download and install MySQL:

<https://dev.mysql.com/downloads/installer/>

Once you install it, you will find “MySQL Command Line Client” in your system where you can execute all the commands. The first screen will look like:



### **MySQL Password Screen**

And it will ask for password. Here you have to enter the same password you entered during the installation of MySQL to open MySQL. Once you give the correct password here it will show you MySQL prompt like:

```

MySQL 8.0 Command Line Client
Enter password: *****
Welcome to the MySQL monitor.  Commands end with ; or \g.
Your MySQL connection id is 8
Server version: 8.0.21 MySQL Community Server - GPL

Copyright (c) 2000, 2020, Oracle and/or its affiliates. All rights reserved.

Oracle is a registered trademark of Oracle Corporation and/or its
affiliates. Other names may be trademarks of their respective
owners.

Type 'help;' or '\h' for help. Type '\c' to clear the current input statement.

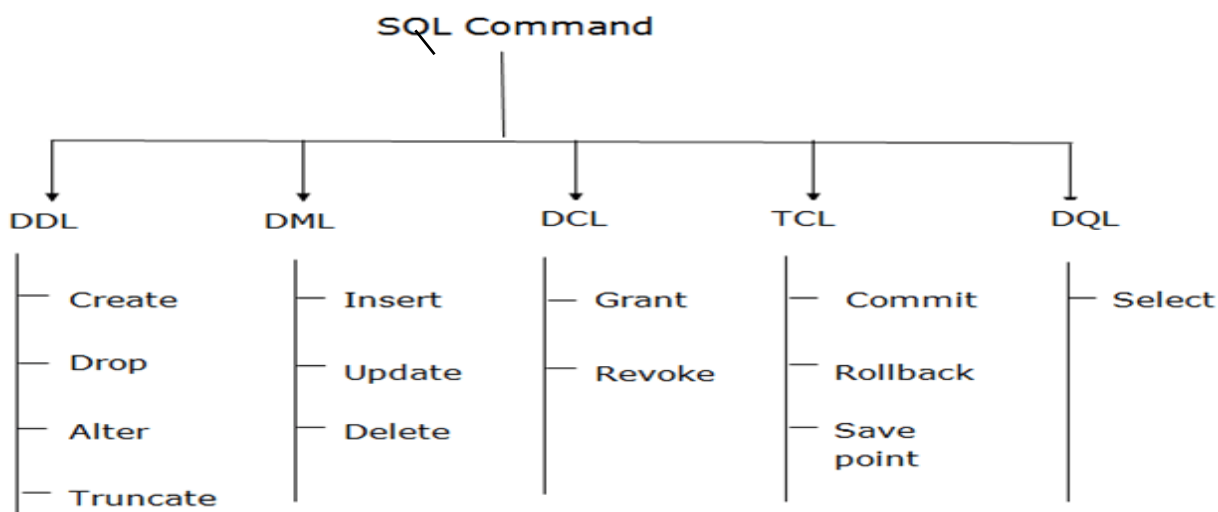
mysql>

```

## MySQL First Screen

Now once this “mysql>”(read as mysql prompt ) is there, you can start writing and executing MySQL commands here . Let’s learn MySQL commands one by one in detail.

There are five types of SQL commands: DDL, DML, DCL, TCL, and DQL.



**1. Data Definition Language (DDL):** Data Definition Language actually consists of the SQL commands that can be used to define the database schema. It simply deals with descriptions of the database schema and is used to create and modify the structure of database objects in the database.

DDL is a set of SQL commands used to create, modify, and delete database structures but not data.

- DDL changes the structure of the table like creating a table, deleting a table, altering a table, etc.
- All the command of DDL are auto-committed that means it permanently save all the changes in the database.

Some DDL commands and their syntax are:

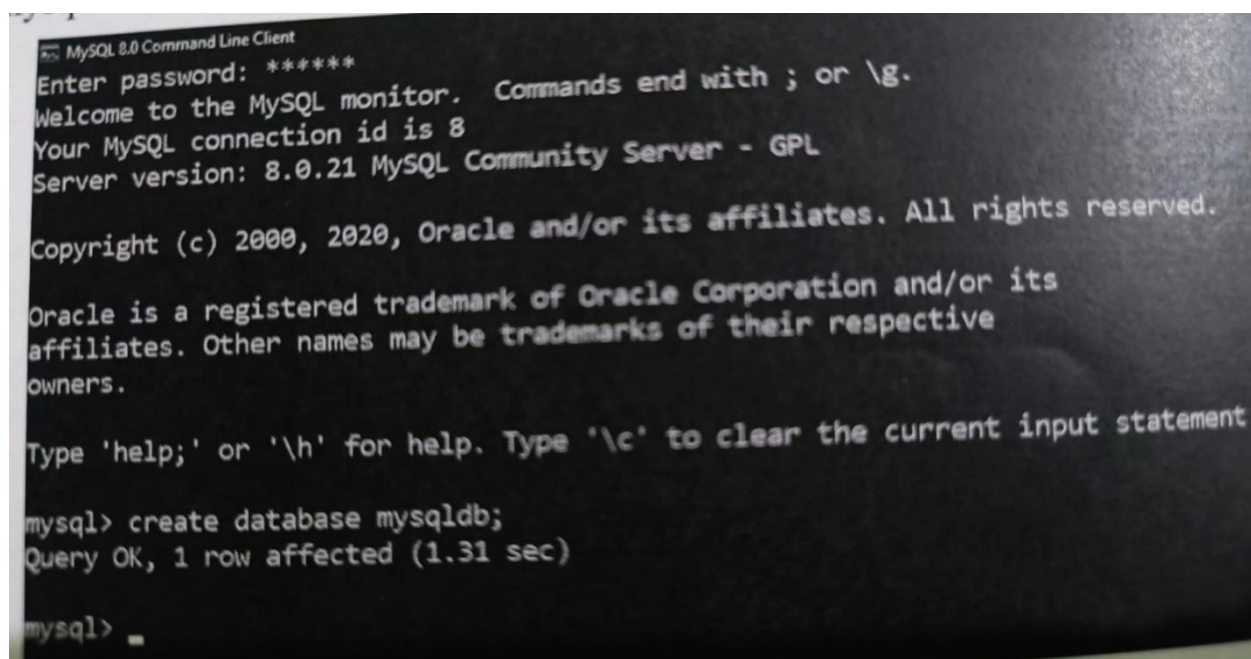
Command	Description	Syntax
<a href="#"><u>CREATE</u></a>	Create database or its objects (table, index, function, views, store procedure, and triggers)	CREATE TABLE table_name (column1 data_type, column2 data_type, ...);
<a href="#"><u>DROP</u></a>	Delete objects from the database	DROP TABLE table_name;
<a href="#"><u>ALTER</u></a>	Alter the structure of the database	ALTER TABLE table_name ADD COLUMN column_name data_type;
<a href="#"><u>TRUNCATE</u></a>	Remove all records from a table, including all spaces allocated for the records are removed	TRUNCATE TABLE table_name;

## **1.1 Create Database**

This command is used to create a database. Database creation is a time activity. This is a storage for all the tables. It is similar to a folder that we create and put all the related files into. This is like building a logical area for whatever task we perform in MySQL.

**Syntax:** `mysql> create database database name;`

**Example:** `mysql>create database mysqldb;`



```
MySQL 8.0 Command Line Client
Enter password: *****
Welcome to the MySQL monitor.  Commands end with ; or \g.
Your MySQL connection id is 8
Server version: 8.0.21 MySQL Community Server - GPL

Copyright (c) 2000, 2020, Oracle and/or its affiliates. All rights reserved.

Oracle is a registered trademark of Oracle Corporation and/or its
affiliates. Other names may be trademarks of their respective
owners.

Type 'help;' or '\h' for help. Type '\c' to clear the current input statement.

mysql> create database mysqldb;
Query OK, 1 row affected (1.31 sec)

mysql> _
```

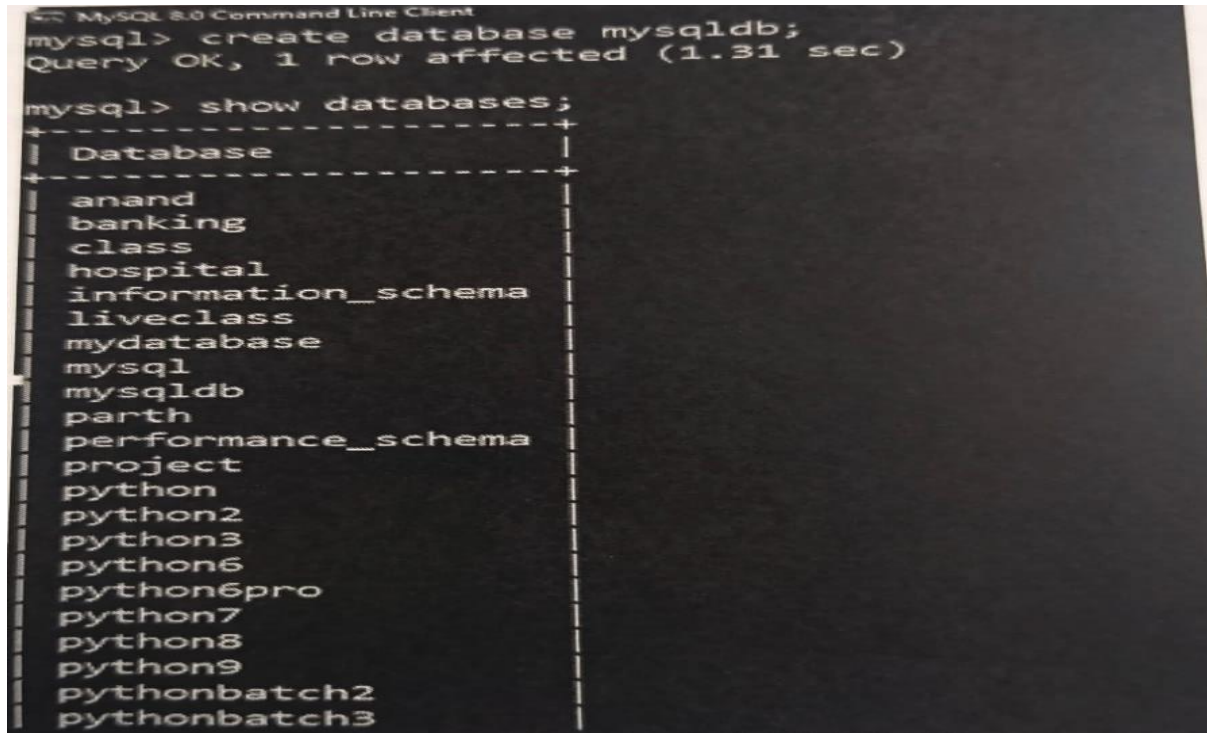
### **Creating Database**

## 1.2 Show Databases

This command is used to display the list of all the databases. It will show you the list of all the databases in MySQL.

**Syntax:** `mysql> show databases;`

**Example:** `mysql>show databases;`



```
MySQL 8.0 Command Line Client
mysql> create database mysqlpdb;
Query OK, 1 row affected (1.31 sec)

mysql> show databases;
+-----+
| Database |
+-----+
| anand    |
| banking |
| class    |
| hospital |
| information_schema |
| liveclass |
| mydatabase |
| mysql    |
| mysqlpdb |
| parth    |
| performance_schema |
| project  |
| python   |
| python2  |
| python3  |
| python6  |
| python6pro |
| python7  |
| python8  |
| python9  |
| pythonbatch2 |
| pythonbatch3 |
+-----+
```

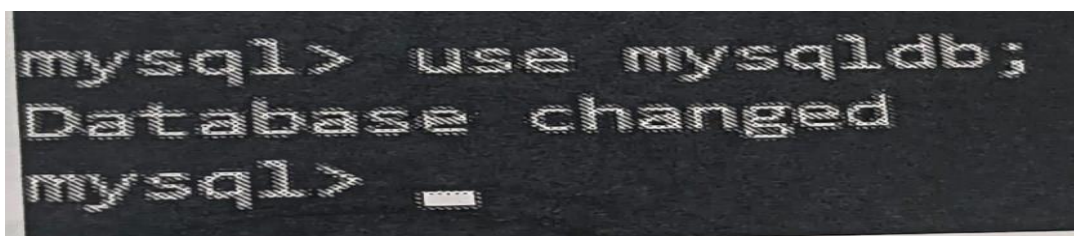
## Displaying Databases

### 1.3 Use

This command is used to open a database.

**Syntax:** `mysql> use database_name;`

**Example:** `mysql> use mysqlpdb;`



```
mysql> use mysqlpdb;
Database changed
mysql>
```

## Opening Database

## 1.4 Show Tables

This command is used to show the tables inside a database.

**Syntax:** `mysql> show tables;`

**Example:** `mysql> show tables;`

## 1.5 Create Table

This command is used to create a table structure in SQL. In order to start entering data into it, we need to first create the structure of the table.

**Syntax:**

`CREATE TABLE TABLE_NAME (COLUMN_NAME DATATYPES[,....]);`

**Example:**

```
Create table employee(  
Code integer primary key,  
Name varchar(30) NOT NULL,  
Desig varchar(40) NOT NULL.  
Salary decimal check(salary>10000),  
Doj date,  
Mob char(10),  
Address varchar(50) NOT NULL,  
Gender char default 'M'  
);
```

Name	Desig	Salary	Doj	Mob	Address	Gender
Preeti	Technician	15000	10/07/2007	9087654523	Ambala	F
Anjali	Electrician	170000	10/08/2007	9789543489	Chandigarh	F
Aman	Mechanic	20000	01/05/2004	8976564789	Delhi	M

## 1.6 Alter

This command is used to make changes in the table structure. We use Alter command to make any modification in table structure. The Alter command is used to rename a column, change the datatype/size of a column, rename a column, and add/remove a column. Even we can change the name of the table.

To add a column/field/constraint -ADD



To remove a column/field – DROP

To rename- RENAME

To change datatype/size – MODIFY

a. To add a new column to a pre-existing table, we use "ADD" clause

**Syntax:** `mysql>alter table table_name add column name datatype(size);`

**Example:** `mysql>alter table employee add experience varchar(50);`

This will add a new field named experience with varchar datatype and size 50.

b. To delete a pre-existing column from a table we use "DROP" clause.

**Syntax:** `mysql>alter table table name drop column;`

**Example:** `mysql>alter table employee drop experience;`

This will delete "experience" field from the table.

c. To rename a pre-existing column we use "Rename" clause

**Syntax:** `mysql> alter table employee rename column column name to new column name;`

**Example:** `mysql>alter table employee rename column address to city;`

This will change the name of the column from address to city.

d. To change the datatype/size of a column, we use “ modify” clause

**Syntax:** `mysql>alter table employee modify column name new datatype(new size);`

**Example:** `mysql>alter table employee modify city varchar(50);`

This will modify the column with new datatype and new size.

## **1.7 Drop Command**

This command is used to drop/delete a table. This deletes the overall data of the table along with its structure.

**Syntax:** `mysql>drop table table name;`

**Example:** `mysql>drop table employee;`

Note that, when using drop command, it deletes all the data/rows/records from the table and its structure.

### **\*Difference between Delete & Drop Command\***

The main difference between the delete and drop commands is that the drop command deletes the data as well as the structure of the table, while the delete command deletes the data only.

**2. Data Query Language(DQL) :** DQL statements are used for performing queries on the data within schema objects. The purpose of the DQL Command is to get some schema relation based on the query passed to it. We can define DQL as follows it is a component of SQL statement that allows getting data from the database and imposing order upon it.

There is only one DQL command in SQL i.e.

<u>Command</u>	<u>Description</u>	<u>Syntax</u>
<u>SELECT</u>	It is used to retrieve data from the database	SELECT column1, column2, ...FROM table_name WHERE condition;

### **2.1 Select:**

This command is used to display all/selected records from a table. This is used to show the data present in the table in many ways and as per the requirement. The syntax for the command is:

**Syntax:** `mysql>Select * from table_name;`

**Example:** `mysql>Select * from employee;`

Selecting specific columns only from the table

`mysql>select col1,col2,col3.....col n from table_name;`

**Example:** `mysql>Select code, name, salary from employee;`

### **FROM:**

- Specifies the table or tables from which you want to retrieve data.
- It follows the SELECT clause in the SQL query.

You can query data from one or more tables by listing them after the FROM keyword,

### **Condition Based Searching**

#### **WHERE Clause:**

Where clause is used to extract data from the table applying a given condition.

**Syntax:** `mysql>select * from table_name where condition;`

For example

1. Select the list of employees whose salary is less than 75000.

`mysql>select * from employee where salary<75000;`

In the above example, we have used < operator in WHERE clause. We can also use other relational operators (=, <=, >, >=, !=) to specify conditions.

### **AND/OR:**

There may be some conditions where we need to combine two or more conditions. To combine the conditions, we use either AND or OR.

### **AND**

The conditions attached with AND will give the result true only when all the conditions are satisfied. Only those rows from the table will be returned that satisfy all the conditions joined using AND operator.

For Example,

1. Show list of female employee who is from Gujrat.

```
mysql>select * from employee where gender='F' and city ='Gujrat';
```

### **OR**

The conditions attached with OR will give the result true when any condition is true otherwise false. This will extract all the rows from the table that satisfy any one condition attached.

For Example,

1. Show the list of employees who belongs to either 'UP' or 'MP';

```
mysql>select * from employee where city= 'UP' or city= 'MP';
```

### **Between**

This clause facilitates us to give a range of values. So if you want to impose a condition in which you wish to include a range of values, we use the Between clause. Note that both values are inclusive in the range you give in the "Between" clause.

**Syntax:** mysql> select \* from table name where col name between val1 and val2;

Ques: Display the details of those employees whose salary is between 60000 and 75000.

```
mysql>select * from employee where salary between 60000 and 75000;
```

### **Membership Operator IN :**

The IN operator compares a value with a set of values and returns true if the value belongs to that set.

Example : The following query displays details of all the employees who are working either in DeptId D01, D02 or D04.

The above query can be written using IN operator as shown below:

```
mysql> SELECT * FROM EMPLOYEE WHERE DeptId IN( ' D01' , 'D02' , 'D04');
```

## Handling NULL Values :

SQL Supports a special value called NULL to represent a missing or unknown value. For example, the village column in a table called address will have no value for cities. Hence, NULL is used to represent such unknown values. It is important to note that NULL is different from 0 (zero). Also, any arithmetic operation performed with NULL value gives NULL. For example:  $5 + \text{NULL} = \text{NULL}$  because NULL is unknown hence the result is also unknown. In order to check for NULL value in a column ,we use IS NULL.

Example :The following query displays details of all those employees who have not been given a bonus. This implies that the bonus column will be blank.

```
mysql> SELECT *  
-> FROM EMPLOYEE  
-> WHERE Bonus IS NULL;
```

Example :The following query displays names of all the employees who have been given a bonus. This implies that the bonus column will not be blank.

```
mysql> SELECT Ename  
-> FROM EMPLOYEE  
-> WHERE Bonus IS NOT NULL;
```

## Substring pattern matching

Many a times we come across situations where we don't want to query by matching exact text or value. Rather, we are interested to find matching of only a few characters or values in column values. For example, to find out names starting with 'T' or to find out pin codes starting with '60'. This is called substring pattern matching. We cannot match such patterns using = operator as we are not looking for exact match. SQL provides LIKE operator that can be used with WHERE clause to search for a specified pattern in a column. The LIKE operator makes use of the following two wild card characters:

% (percentage)- used to represent zero, one, or multiple characters

\_\_(underscore)- used to represent a single character

**Eg: Consider the employee table given above, retrieve the details of those employees whose name starts with 'A'**

```
mysql> SELECT *  
-> FROM EMPLOYEE  
-> WHERE name LIKE "A%";
```

**3. DATA MANIPULATION LANGUAGE (DML):** The SQL commands that deals with the manipulation of data present in the database belong to DML or Data Manipulation Language and this includes most of the SQL statements. It is the component of the SQL statement that controls access to data and to the database. Basically, DCL statements are grouped with DML statements.

List of DML commands:

INSERT: It is used to insert data into a table.

UPDATE: It is used to update existing data within a table.

DELETE: It is used to delete records from a database table.

**3.1 INSERT:** This command is used to insert values in the table. We can insert values in the

table using following ways.

The syntax is:

**mysql>Insert into table name values(val1, val2, val3.... , val n);**

Here, the values must be aligned with the same sequence as the table's structure. This means you have to provide values for all the columns in the table in the same order as they appear in the table.

For Example

**mysql>insert into employee values(101,'Aripit Pandey','Manager', 55000, '2020-06-10','12345' 'UP', 'M');**

**3.2 UPDATE:** This command is used to update the pre-existing data in the database. Update command is used if you have to changes in pre-existing data.

**Syntax: mysql>update table \_name set col\_ name = new\_ value where condition;**

For Example:

1. **mysql>update employee set city='delhi';**

This will update city of all employees to "delhi" as no condition has been provided and hence this updation will work for all the rows of the table. So, always be careful when using update command. Without any specified command, it will update all the data.

2. **mysql>update employee set city= 'Mumbai' where code=102;**

This will update city of employee code 102 to "Mumbai".

**3.3 DELETE :** This command is used to delete the data from the database. This provides us the facility to delete either one record or multiple records from the table.

Syntax: **mysql>delete from table\_ name where condition;**

**mysql>delete from employee;**

//will delete each and every record of employee table.

**mysql>delete from employee where code=108;**

## **TIME TO PRACTICE**

### **Multiple Choice Question**

Ques.1	A __ is a subset of DML that just deals with information retrieval. (A) Query Language (B) Structure Language (C) Both a) and b) (D) None of the above Ans. (A) Query Language
Ques.2	A _____ is a language that enables users to access and manipulate data in a database. (A) Data Manipulation Language (DML)

	<p>(B) Data Definition Language (DDL)  (C) Both a) and b)  (D) None of the above</p> <p>Ans. (A) Data Manipulation Language(DML)</p>
Ques.3	<p>What SQL clause is used to specify the columns you want to retrieve from a table?  (A) SELECT  (B) FROM  (C) WHERE  (D) INSERT</p> <p>Ans. (A) SELECT</p>
Ques.4	<p>Which SQL clause specifies the table from which data should be retrieved?  (A) SELECT  (B) FROM  (C) WHERE  (D) UPDATE</p> <p>Ans. (B)FROM</p>
Ques.5	<p>What SQL operator is used for exact value matching in a WHERE clause?  (A) LIKE  (B) BETWEEN  (C) =  (D) AND</p> <p>Ans. (C) =</p>
Ques.6	<p>Which SQL operator is used to check if a column value falls within a specified range?  (A) LIKE  (B) BETWEEN  (C) =  (D) AND</p> <p>Ans. (B) BETWEEN</p>
Ques.7	<p>What is the purpose of the IS NULL operator in SQL?  (A) It checks if a column contains a specific value.  (B) It checks if a column is empty.  (C) It checks if a column is not empty.  (D) It checks if a column exists.</p> <p>Ans. (B) It checks if a column is empty</p>
Ques.8	<p>Which logical operator combines multiple conditions in a WHERE clause with an OR relationship?  (A) AND  (B) OR  (C) NOT  (D) XOR</p> <p>Ans. (B) OR</p>
Ques.9	<p>What SQL statement is used to add new records to a database table?  (A) INSERT  (B) DELETE  (C) UPDATE</p>

	(D) ALTER Ans. (A) INSERT
Ques. 10	Which SQL clause is used to delete records from a database table? (A) INSERT (B) DELETE (C) UPDATE (D) ALTER Ans. (B) DELETE
Ques.11	Which SQL clause is used to modify existing records in a database table? (A) INSERT (B) DELETE (C) UPDATE (D) ALTER Ans. (C) UPDATE
Ques.12	Which SQL statement is used to remove all records from a table? (A) TRUNCATE (B) DROP (C) DELETE (D) REMOVE Ans. (c) DELETE
Ques.13	What does the SQL WHERE clause do? (A) It specifies which columns to retrieve. (B) It filters the rows to include based on a condition. (C) It specifies the table to query. (D) It sorts the result set. Ans. (B) It filters the rows to include based on a condition.
Ques.14	What is the purpose of the NOT operator in a SQL WHERE clause? (A) It negates a condition. (B) It checks if a column is empty. (C) It checks if a column exists. (D) It combines conditions with OR. Ans. (A) It negates a condition.
Ques.15	Which SQL clause is used to update data in a table with new values? (A) INSERT (B) DELETE (C) UPDATE (D) ALTER Ans.(C) UPDATE
Ques.16	What SQL operator is used for pattern matching in a WHERE clause? (A) LIKE (B) BETWEEN (C) = (D) AND Ans. (A) LIKE

Ques.17	Which SQL operator checks if a column value is not equal to a specified value in a WHERE clause? (A) LIKE (B) BETWEEN (C) <> (D) AND Ans. (C) <>
Ques.18	Which SQL statement is used to retrieve data from a database? (A) UPDATE (B) DELETE (C) INSERT (D) SELECT Ans. (D) SELECT
Ques.19	Which command should be used to change the datatype of a column in an SQL table? A) CREATE B) ALTER C) DROP D) TRUNCATE Ans. (B) ALTER
Ques.20	_____ removes all rows from a table without logging the individual row deletions. A)DELETE B)REMOVE C)DROP D) TRUNCATE Ans. (D) TRUNCATE

### Very Short Answer Type Questions (10)

Ques. 1	Write the full form of DDL and DML. Ans. DDL- Data Definition Language DML- Data Manipulation Language
Ques.2	What is a NULL Value? Ans. A NULL value is a value in a field which is blank , with empty or no value ; not even zero is entered.
Ques.3	Find the error in the following query and rewrite it: DELETE * FROM STUDENT; Ans. DELETE FROM STUDENT; is the correct query, * is not part of the syntax.
Ques.4	Categorize the following SQL commands into DDL and DML : CREATE, UPDATE, INSERT, DROP Ans. DDL Commands: CREATE, DROP DML Commands: INSERT, UPDATE
Ques.5	Correct the error in the following query. Select * from RECORD where Rname = %math%; Ans. Select * from RECORD where Rname like %math%;
Ques.6	Explain the purpose of the SQL SELECT statement and provide an example of



	<p>how it is used to retrieve specific data from a database table.</p> <p>Ans. The SQL SELECT statement is used to retrieve specific data from a database table. Example: SELECT FirstName, LastName FROM Employees;</p>
Ques.7	<p>How can you eliminate duplicate records in a table with SELECT query?</p> <p>Ans. The DISTINCT clause is used with SELECT statement to hide duplicate records in a table. For example, to display unique cities from table suppliers, the statement will be: SELECT DISTINCT City FROM Suppliers;</p>
Ques. 8	<p>Write a command that deletes all details for customer SOHAN from table customer.</p> <p>Ans. DELETE from Customer Where Customer_ name LIKE 'SOHAN'; OR DELETE FROM Customer WHERE Customer_ name = 'SOHAN';</p>
Ques.9	<p>Which command is used to view the list of tables in a database?</p> <p>Ans. SHOW TABLES;</p>
Ques.10	<p>In SQL , what is the use of IS NULL OPERATOR?</p> <p>Ans. To check if the coloumn has null value/no value.</p>

### Short Answer Type Questions (10)

Ques.1	<p>Describe the primary function of the SQL INSERT statement and provide an example of how it is used to add new records to a database table.</p> <p>Ans. The primary function of the SQL INSERT statement is to add new records to a database table. Example: INSERT INTO Employees (FirstName, LastName) VALUES ('Jane', 'Doe');</p>
Ques.2	<p>You have a database table named "Students" with columns "StudentID," "FirstName," "LastName," and "Age." Write an SQL query to delete all students below the age of 18.</p> <p>Ans. DELETE FROM Students WHERE Age &lt; 18;</p>
Ques.3	<p>Explain the purpose of the SQL SELECT statement and provide an example of how it is used to retrieve specific data from a database table.</p> <p>Ans. The SQL SELECT statement is used to retrieve specific data from a database table. Example: SELECT FirstName, LastName FROM Employees;</p>
Ques.4	<p>What are DDL and DML statements?</p> <p>Ans. DDL statements are used for creating or deleting tables. DML tables are used for manipulating values of records in a table.</p>
Ques.5	<p>Explain the difference between DELETE and TRUNCATE commands.</p> <p>Ans. The DELETE command is used by professionals to remove particular rows from a table based on a condition, allowing you to selectively delete records. TRUNCATE, on the other hand, removes all rows from a table without specifying conditions. TRUNCATE is faster and uses fewer system resources than DELETE but does not log individual row deletions.</p>
Ques. 6	<p>Describe the SELECT statement.</p> <p>Ans. The SELECT statement serves the purpose of fetching data from one or multiple tables, enabling you to specify the desired columns to retrieve, apply filters through the WHERE clause.</p>
Ques. 7	<p>Differentiate between Alter and Update command.</p>

	<p><b>Ans. Alter Command:</b></p> <p>(i) It is used to change the columns of the existing table such as:</p> <ul style="list-style-type: none"> <li>* Adding a new column</li> <li>*Deleting a column</li> <li>* Changing the data type of the column</li> <li>* Renaming a column</li> </ul> <p>It is also used to add or delete the constraints on an existing table.</p> <p>(ii) It is a DDL command.</p> <p><b>Update Command:</b></p> <p>(i) It is used to modify some or all records of the table specified by a condition.</p> <p>(ii) It is a DML command.</p>
Ques.8	<p>How can you add a new column or a constraint in a table?</p> <p>Ans. If you want to add a new column to an existing table, ALTER Command is used. For example, to add a column bonus in a table emp, the statement will be given as:</p> <pre>ALTER TABLE emp ADD bonus Integer;</pre>
Ques.9	<p>Write a query to display details of all those employees from EMPLOYEE table whose name starts with 'K'.</p> <p>Ans. <code>Select * from EMPLOYEE where Ename LIKE 'K%';</code></p>
Ques. 10	<p>Write a query to display details of all those employees from EMPLOYEE table whose name ends with 'a'.</p> <p>Ans. <code>Select * from EMPLOYEE where Ename LIKE '%a';</code></p>

### LONG ANSWER TYPE QUESTIONS (5)

Ques1	<p>Consider the following table EMPLOYEE.</p> <table border="1" style="width: 100%; text-align: center;"> <thead> <tr> <th colspan="8">Table: EMPLOYEE</th> </tr> <tr> <th>ECODE</th> <th>NAME</th> <th>DESIG</th> <th>SGRADE</th> <th>DOJ</th> <th>DOB</th> <th>SALARY</th> <th>HRA</th> </tr> </thead> <tbody> <tr> <td>101</td> <td>Abdul Ahmad</td> <td>EXECUTIVE</td> <td>S03</td> <td>2003-03-23</td> <td>1980-01-13</td> <td>24000</td> <td>8000</td> </tr> <tr> <td>102</td> <td>Ravi Chander</td> <td>HEAD-IT</td> <td>S02</td> <td>2010-02-12</td> <td>1987-07-22</td> <td>32000</td> <td>12000</td> </tr> <tr> <td>103</td> <td>John Ken</td> <td>RECEPTIONIST</td> <td>S03</td> <td>2009-06-24</td> <td>1983-02-24</td> <td>24000</td> <td>8000</td> </tr> <tr> <td>105</td> <td>Nazar Ameen</td> <td>GM</td> <td>S02</td> <td>2006-08-11</td> <td>1984-03-03</td> <td>32000</td> <td>12000</td> </tr> <tr> <td>108</td> <td>Priyam Sen</td> <td>CEO</td> <td>S01</td> <td>2004-12-29</td> <td>1982-01-19</td> <td>56000</td> <td>18000</td> </tr> </tbody> </table> <p>Write SQL commands for (i) to (vi):</p> <p>(i) To display the details of all employees.</p> <p>(ii) To display NAME and DESIGN of those employees whose SALGRADE is either S02 or S03.</p> <p>(iii) To display details of the employees whose DOJ is between '09-02-2006' and '08-08-2009'.</p> <p>(iv) To add a new row with the following content: (109, 'Harish Roy', 'HEAD-IT', 'S02', '9-09-2007", '21-04-1983', 32000, 12000)</p> <p>(v) To display the details of all employees whose Salary is greater than 30000.</p> <p>(vi) To display list of all unique SGrade</p>	Table: EMPLOYEE								ECODE	NAME	DESIG	SGRADE	DOJ	DOB	SALARY	HRA	101	Abdul Ahmad	EXECUTIVE	S03	2003-03-23	1980-01-13	24000	8000	102	Ravi Chander	HEAD-IT	S02	2010-02-12	1987-07-22	32000	12000	103	John Ken	RECEPTIONIST	S03	2009-06-24	1983-02-24	24000	8000	105	Nazar Ameen	GM	S02	2006-08-11	1984-03-03	32000	12000	108	Priyam Sen	CEO	S01	2004-12-29	1982-01-19	56000	18000
Table: EMPLOYEE																																																									
ECODE	NAME	DESIG	SGRADE	DOJ	DOB	SALARY	HRA																																																		
101	Abdul Ahmad	EXECUTIVE	S03	2003-03-23	1980-01-13	24000	8000																																																		
102	Ravi Chander	HEAD-IT	S02	2010-02-12	1987-07-22	32000	12000																																																		
103	John Ken	RECEPTIONIST	S03	2009-06-24	1983-02-24	24000	8000																																																		
105	Nazar Ameen	GM	S02	2006-08-11	1984-03-03	32000	12000																																																		
108	Priyam Sen	CEO	S01	2004-12-29	1982-01-19	56000	18000																																																		



Ques2

Write the SQL commands for (a) to (e) on the basis of table SPORTS:

Table: SPORTS

Student No	Class	Name	Game1	Grade1	Game2	Grade2
10	7	Sameer	Cricket	B	Swimming	A
11	8	Sujit	Tennis	A	Skating	C
12	7	Kamal	Swimming	B	Football	B
13	7	Venna	Tennis	C	Tennis	A
14	9	Archana	Basketball	A	Cricket	A
15	10	Arpit	Cricket	A	Athletics	C

- a) Display the names of the students who have grade 'C' in either Game1 or Game2 or both.
- (b) Display the details of students getting grade 'A' in Cricket.
- (c) Display the names of the students who have same game for both Game1 and Game2.
- (d) Display the games taken up by the students whose name is 'Arpit'.
- (e) Adda new column named 'Marks'.

5



Ques3

Write SQL commands to perform the following tasks:

- (a) Create a database 'Hospital'.
- (b) Open database 'Hospital'.
- (c) Create a table 'Doctor' with the following structure:

Field Name	Data type	Key
Doc_ID	char(4)	Primary Key
Doc_Name	varchar(30)	
Doc_Speciality	varchar(30)	
MobileNo	varchar(10)	
Address	varchar(30)	
Salary	integer	

- (d) Display the structure of the table 'Doctor'.
- (e) Add one more column Date\_of\_Joining with Date data type.
- (f) Insert the following record in a table:  
D01, Dr. Vaibhav Singh, ENT, 99XXXX, Paschim Vihar, 7800, 2010-10-12 .

0



Table: MATCH_DETAILS					
Match_ID	Match_Date	Team1_ID	Team2_ID	Team1_Score	Team2_Score
M1	2018-07-17	1	2	90	86
M2	2018-07-18	3	4	45	48
M3	2018-07-19	1	3	78	56
M4	2018-07-19	2	4	56	67
M5	2018-07-20	1	4	32	87
M6	2018-07-21	2	3	67	51

(i) SELECT MATCH\_ID FROM MATCH\_DETAILS WHERE TEAM2\_SCORE BETWEEN 40 AND 60;

(ii) SELECT TEAM1\_SCORE+1 FROM MATCH\_DETAILS WHERE TEAM1\_ID=1;

(iii) SELECT TEAM1\_ID, TEAM2\_ID FROM MATCH\_DETAILS WHERE TEAM1\_SCORE<70 AND TEAM2\_SCORE<70;

(iv) SELECT MATCH\_ID FROM MATCH\_DETAILS WHERE MATCH\_DATE LIKE"%-19";

2

### Assertion and Reasoning Questions (5)

In the following questions, a statement of Assertion (A) is followed by statement of Reason (R). Mark the correct choice as:

- (a) Both A and R are true and R is the correct explanation of A.
- (b) Both A and R are true and R is not the correct explanation of A.
- (c) A is true but R is false (or partly true)
- (d) A is false (or partly true) but R is true.
- (e) Both A and R are false or not fully true.

Ques.1	<b>Assertion:</b> The SQL SELECT statement is used to update records in a database. <b>Reason:</b> The SELECT statement allows you to retrieve data from a database table.
Ques.2	<b>Assertion:</b> The SQL WHERE clause is used for sorting the result set of a query. <b>Reason:</b> The WHERE clause specifies conditions to filter rows in a query.
Ques.3	<b>Assertion:</b> The IS NULL operator in SQL checks if a column has a value. <b>Reason:</b> The IS NULL operator checks if a column contains a specific value.

Ans.	[Redacted]
Ques.4	<b>Assertion:</b> The SQL DELETE statement is used to add new records to a database table. <b>Reason:</b> The DELETE statement removes records from a database table.
Ans.	[Redacted]
Ques.5	<b>Assertion:</b> The SQL BETWEEN operator is used for exact value matching in a WHERE clause. <b>Reason:</b> The BETWEEN operator checks if a column value falls within a specified range.
Ans.	[Redacted]

### Competency Based Questions

Ques.1	Which statement is used to select a database and make it current?
Ques.2	Salma created a relation "Books" with 3 rows and 6 columns, she added one row and deleted one column. What is its degree and cardinality?
Ques.3	Which keyword is used to eliminate redundant data?
Ques.4	Write SQL command to create the table "Employee" with following structure : <b>column name</b> <b>data type</b> empcode            char(6) primary key empname            varchar(20) not null designation        varchar(20) date_of_joining    date salary              integer
Ques.5	Raman wants to see the structure of "student" tables in database "school". Help him to write steps of commands in SQL.

Ques.6	<p>An educational institution EducationPoint is considering to maintain their inventory using SQL to store the data. As a database administrator, Ajay has decided that :</p> <ul style="list-style-type: none"> <li>Name of the database - edupoint</li> <li>Name of the table - STUDENT</li> <li>The attributes of student are as follows: studentID – numeric studName – character of size 30 sCode – character of size 10 marks – numeric</li> </ul> <p>Table: STUDENT</p> <table border="1"> <thead> <tr> <th>studentID</th> <th>studName</th> <th>sCode</th> <th>marks</th> </tr> </thead> <tbody> <tr> <td>1002</td> <td>Rama</td> <td>ABC</td> <td>90</td> </tr> <tr> <td>1004</td> <td>Anurag</td> <td>XYZ</td> <td>70</td> </tr> <tr> <td>1009</td> <td>Raj</td> <td>PQR</td> <td>85</td> </tr> <tr> <td>1008</td> <td>Aruna</td> <td>PQR</td> <td>80</td> </tr> <tr> <td>1020</td> <td>Anish</td> <td>ABC</td> <td>79</td> </tr> <tr> <td>1024</td> <td>Diksha</td> <td>XYZ</td> <td>84</td> </tr> <tr> <td>1031</td> <td>Sahil</td> <td>ABC</td> <td>88</td> </tr> </tbody> </table> <p>(a) Identify the attribute best suitable to be declared as a primary key</p>	studentID	studName	sCode	marks	1002	Rama	ABC	90	1004	Anurag	XYZ	70	1009	Raj	PQR	85	1008	Aruna	PQR	80	1020	Anish	ABC	79	1024	Diksha	XYZ	84	1031	Sahil	ABC	88
studentID	studName	sCode	marks																														
1002	Rama	ABC	90																														
1004	Anurag	XYZ	70																														
1009	Raj	PQR	85																														
1008	Aruna	PQR	80																														
1020	Anish	ABC	79																														
1024	Diksha	XYZ	84																														
1031	Sahil	ABC	88																														

- |   |
|---|
| <p>(b) Write the degree and cardinality of the table STUDENT</p> <p>(c) Insert the following data into the attributes studentID, studName and SCode respectively in the given table SUDENT.</p> <p>studentID = 1033, studName = “Aryan” and Scode = ABC</p> |
|---|

## Introduction to Emerging Trends

- Artificial Intelligence, Machine Learning, Natural Language Processing Immersive experience (AR, VR), Robotics, Big data and its characteristics, Internet of Things (IoT), Sensors, Smart cities, Cloud Computing and Cloud Services (SaaS, IaaS, PaaS), Grid Computing, Block chain technology

### Artificial Intelligence

AI is the ability of a machine or computer system to copy human intelligence process, learn experiences and adapt to new information, perform humanlike activities.

Using these technologies, computers can be trained to accomplish specific tasks by processing large amounts of data and recognizing patterns in the data.

Or we can say that Artificial intelligence (AI) refers to the simulation of human intelligence in machines that are programmed to think like humans and mimic their actions.

An AI based program and technology should be capable of:

- It should be able to mimic human thought process and behaviour e.g., learning from

Mistakes, catching up with new ideas, learning new things from new exposure, past experiences (this ability is called heuristics.) etc.

- It should act in a human-like way intelligent, rational, ethical, i.e., it should take right decisions in ethical ways.

### **Applications of AI**

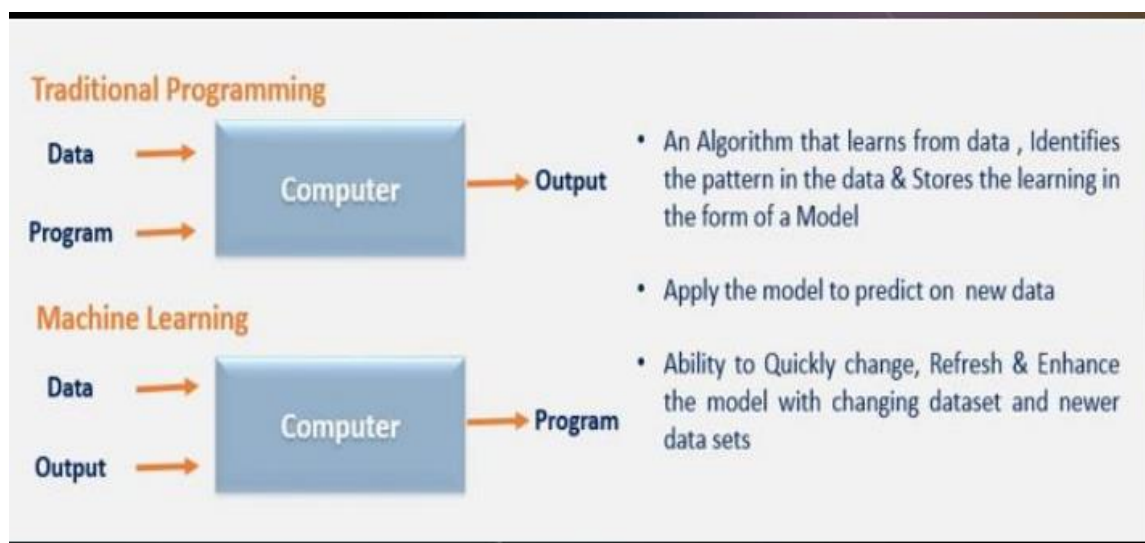
- Handwriting Recognition
- Gaming
- Intelligent Robots
- Natural Language Processing etc.

### **Common examples are:**

- Humanoid Robot-Sophia
- Siri or Alexa –the personal assistant
- Google’s NEST -is a line of smart home products including smart speakers, smart displays, streaming devices, thermostats, smoke detector set c.
- Self-Driving cars like Tesla.
- Online games like Alien: Isolation
- spam filters
- voice to text features
- automated responders and online customer support

## Machine Learning

- Machine learning is an application of artificial intelligence (AI) that provides systems the ability to automatically learn and improve from experience without being explicitly programmed.
- Machine learning focuses on the development of computer programs that can access data and use it learn for themselves.
- The process of learning begins with observations or data, such as examples, direct experience, or instruction, in order to look for patterns in data and make better decisions in the future based on the examples that we provide. The primary aim is to allow the computers learn automatically without human intervention or assistance and adjust actions accordingly.
- It comprises algorithms that use data to learn on their own and make predictions.
- These algorithms, called models, are first trained, and tested using a training data and testing data, respectively.
- After successive trainings, once these models are able to give results to an acceptable level of accuracy, they are used to make predictions about new and unknown data.



## Natural Language Processing

- Natural Language Processing is the technology used to aid computers to understand the human's natural language.
- It's not an easy task teaching machines to understand how we communicate. Now you can say, "Alexa, play this song," and a device starts playing that music.
- The complete interaction was made possible by NLP, along with other AI elements such as machine learning and deep learning. NLP makes it possible for computers to read text, hear speech, interpret it, measure sentiment and determine which parts are important.
- Natural Language Processing is the driving force behind the following common applications:
  - a) Language translation applications such as Google Translate
  - b) Word Processors such as Microsoft Word and Grammarly that employ NLP to check grammatical accuracy of texts.
  - c) Interactive Voice Response (IVR) applications used in call centers to respond to certain users' requests.
  - d) Personal assistant applications such as OK Google, Siri and Alexa.

## IMMERSIVE EXPERIENCE (AR, VR)



- An immersive experience is the perception of being in one place when you are actually in another. It is essentially the suspension of reality, even if just for a few moments. People always want the most immersive experience possible, especially when it comes to entertainment.
- Immersive experiences have been used in the field of training, such as driving simulators , flight simulator and so on.




*Figure 2.2: Driving Simulator*

- Immersive experience can be achieved using virtual reality and augmented reality.

### **Augmented reality (AR):**

- The superimposition of computer-generated perceptual information over the existing physical surroundings is called as Augmented Reality (AR).
- It adds digital elements to a live view often by using the camera on a smartphone.
- Examples of augmented reality experiences include Snapchat lenses and the game Pokémon Go.



Imagine you want to buy a piece of furniture – a chair, for example. Augmented reality technology can help you check how different chairs will look in your room and pick the one that fits best.

### **Virtual reality (VR):**

- It implies a complete immersion experience that shuts out the physical world.
- VirtualReality(VR) is a three-dimensional, computer generated situation that simulates the real world.
- Theusercaninteractwithandexplorethatenvironmentbygettingimmersed in it while interacting with the objects and other actions of the user.
- It is achieved with the help of VR Headsets.
- In order to make the experience of VR more realistic, it promotes other sensory information like sound, smell, motion, temperature, etc.
- Application of Immersive experience:-
  - a) Retail and e-commerce
  - b) Art
  - c) Entertainment and

- d) Videogames and
- e) Interactive storytelling
- f) Military
- g) Education



## Robotics

- A robot is basically a machine capable of carrying out one or more tasks automatically with accuracy and precision.
- A robot is programmable.
- Used for doing repetitive industrial tasks that are boring or stressful for humans or were labor-intensive.
  - Sensors are one of the prime components of a robot.
- Robot can be of many types, such as wheeled robots, legged robots, manipulators, and humanoids.
- Robots that resemble humans are known as humanoids.
- Robots are being used in industries, medical science, bionics, scientific research, military, etc.
- Some examples are:
  - NASA's Mars Exploration Rover (MER) mission is a robotic space mission to study about the planet Mars.
  - Sophia is a humanoid that uses artificial intelligence, visual data processing, facial recognition and also imitates human gestures and facial expressions.



*Figure 2.5: NASA's Mars Exploration Rover (MER)*



*Figure 2.6: Sophia : a Humanoid*



*Figure 2.7: an unmanned aircraft*

## Big Data and its characteristics

- The term Big Data refers to a huge volume of data that cannot be stored processed by any traditional data storage or processing units.
- Big Data is generated at a very large scale and it is being used by many multinational companies to process and analyse in order to uncover insights and improve the business of many organizations.



### **Characteristics:**

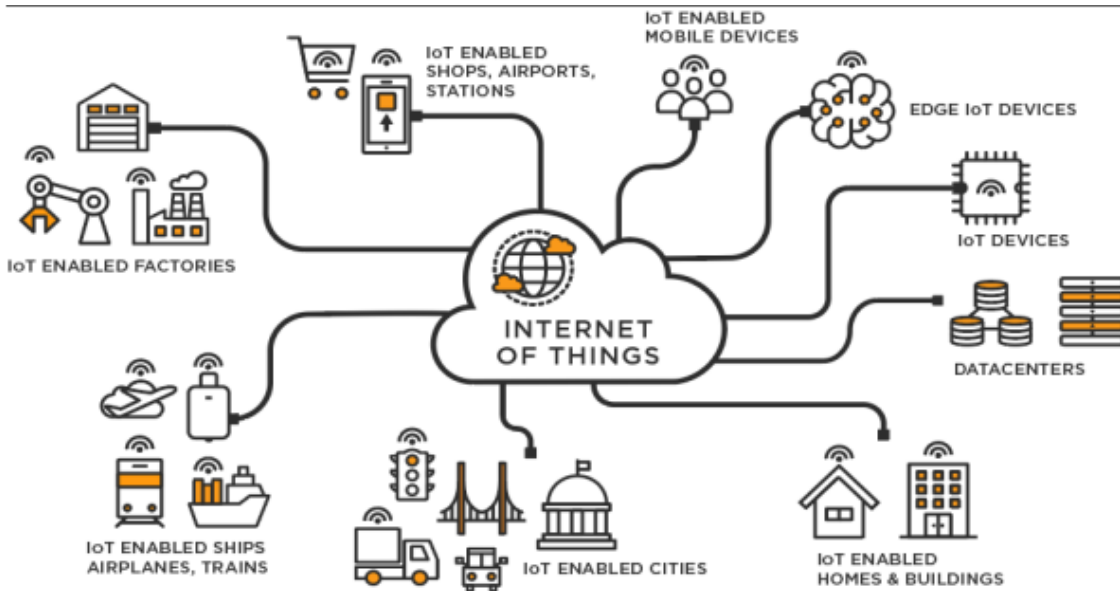
1. Volume: It refers to the unimaginable amounts of information generated every second from social media, cell phones, cars, credit cards, M2M sensors, images, video, and whatnot.
2. Variety: Variety of Big Data refers to structured, unstructured, and semi structured data that is gathered from multiple sources.
3. Value: It is actually the amount of valuable, reliable and trustworthy data that needs to be stored, processed, and analyzed to find insights.
4. Velocity: provide data on demand and at a faster pace.
5. Veracity or Variability: It refers to the inconsistency which can be shown by the data many times, thus hampering the process to handle and manage the data effectively.

## Internet of Things (IoT)

The internet of things, or IoT, is a system of interrelated computing devices, mechanical and digital machines, objects, people that are provided with unique identifiers (UIDs) and the ability to transfer data over a network without requiring human-to-human or human-to-computer interaction.

IoT makes once "dumb" devices "smarter" by giving them the ability to send data over the internet, allowing the device to communicate with people and other IoT-enabled things.

The connected "smart home" is a good example of IoT in action. Internet-enabled thermostats, doorbells, smoke detectors and security alarms create a connected hub where data is shared between physical devices and users can remotely control the "things" in that hub (i.e., adjusting temperature settings, unlocking doors, etc.) via a mobile app or website.



For example, if a microwave oven, an air conditioner, door lock, CCTV camera or other such devices are enabled to connect to the Internet, we can access and remotely control the mon-thego using our smart phone.

### **SENSORS:**

- A smart sensor is a device that takes input from the physical environment and uses built-in computing resources to perform predefined functions up on detection of specific input and then process data before passing it on.
- Sensors are very commonly used for monitoring and observing elements in real world applications.
- Example: What happens when you hold your mobile vertically or horizontally? The display also changes to vertical or horizontal with respect to the way we hold our mobile. This is possible with the help of two sensors, namely accelerometer and gyroscope (gyro). The accelerometer sensor in the mobile phones detects the orientation of the phone. The gyroscope sensors tracks rotation or twist of your hand and add to the information supplied by the accelerometer.



### **Smart Cities**

- The challenges like management of resources like and water, waste, air pollution, health and sanitation, traffic congestions, public safety, and security etc. are forcing many city planners around the world to look for smarter ways to manage the man make cities sustainable and liveable.
- Theideaofsmartcitymakesuseofcomputerandcommunicationtechnologyalong with IoT, WoT(Web of Things) to manage and distribute resources efficiently.

- Example: The smart building uses sensors to detect earthquake tremors and then warn nearby buildings so that they can prepare themselves accordingly.

## **Cloud Computing**

- Computer-based services delivered over the Internet or the cloud, which can be accessed anywhere using any smart device.
- The services comprises of software, hardware(servers),databases, storage, etc.
- These resources are provided by companies called cloud service providers and usually charge on pay per use basis, like the way we pay for electricity usage.
- Cloud computing offers cost-effective, on-demand resources. A user can avail need-based resources from the cloud at a very reasonable cost.



## **Cloud Services**

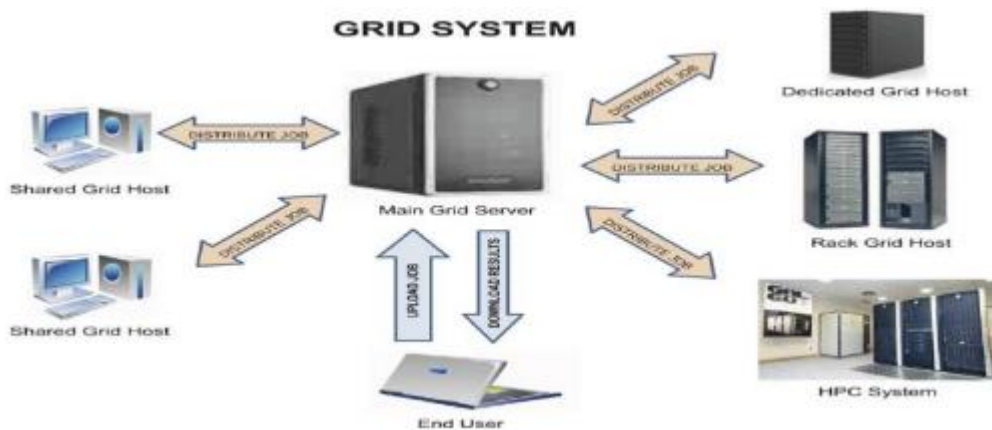
Different computing services delivered through cloud are Infrastructure as a Service (IaaS), Platform as a Service (PaaS), and Software as a Service(SaaS).

- Infrastructure as a Service(IaaS):The IaaS providers can offer different kinds of computing infrastructure, such as servers, virtual machines (VM), storage and backup facility, network components, operating systems or any other hardware or software.
- Platform as a Service (PaaS): Through this service, a user can install and execute an application without worrying about the underlying infrastructure and their setup. That is, PaaS provides a platform or environment to develop, test, and deliver software applications.
- Software as a Service(SaaS):SaaS provides on demand access to application software, usually requiring a licensing or subscription by the user. While using Google doc, MicrosoftOffice365, Drop Box, etc., to edit a document online, we use SaaS from cloud. A user is not concerned about installation or configuration of the software application if the required software is accessible.

## **Grid Computing**

- A grid is a computer network of geographically dispersed and heterogeneous computational resources.
- Unlike cloud, whose primary focus is to provide services, a grid is more application specific and creates a sense of a virtual supercomputer with an enormous processing power and storage.
- The constituent resources are called nodes.

- These different nodes temporarily come together to solve a single large task and to reach a common goal.
- Grid can be of two types—
  - o Data grid, used to manage large and distributed data having the required multi-user access.
  - o CPU or Processor grid, where processing is moved from one PC to another as needed or a large task is divided into subtasks and allotted to various nodes for parallel processing.
- The Globus toolkit is a software toolkit used for building grids, and it is an open source.
- It includes software for security, resource management, data management, communication, fault detection, etc.



## Blockchains

- Traditionally, we perform digital transactions by storing data in a centralized database and the transactions performed are updated one by one on the database. That is how the ticket booking websites or banks operate. However, since all the data is stored on a central location, there are chances of data being hacked or lost.
- The block chain technology works on the concept of decentralized and shared database where each computer has a copy of the database. A block can be thought as a secured chunk of data or valid transaction
- Each block has some data called its header, which is visible to every other node, while only the owner has access to the private data of the block. Such blocks form a chain called block chain.
- We can define block chain as a system that allows a group of connected computers to maintain a single updated and secure ledger. Each computer or node that participates in the block chain receives a full copy of the database.
- It maintains an 'append only' open ledger which is updated only after all the nodes within the network authenticate the transaction. Safety and security of the transactions are ensured because all the members in the network keep a copy of the block chain and so it is not possible for a single member of the

network to make changes or alter data. Popular application of block chains technology is in digital currency.

## **Time to Practice**

### **Multiple Choice Question**

1. Virtual Reality have been used in the field of \_\_\_\_\_?
  - a) Military training
  - b) Psychology
  - c) Medical procedure
  - d) All of the above
2. The superimposition of computer-generated perceptual information over the existing physical surroundings is called as \_\_\_\_\_?
  - a) Immersive experiences
  - b) AR
  - c) VR
  - d) Robot
3. NASA's Mars exploration \_\_\_\_\_ mission is a robotic space mission to study about the planet mars.
  - a) Rover
  - b) Sophia
  - c) Drone
  - d) None of the above
4. \_\_\_\_\_ is a humanoid that uses AI , visual data processing, facial recognition and also imitates human gestures and facial expressions.
  - a) Rover
  - b) Sophia
  - c) Drone
  - d) None of the above
5. Network of interconnected items with integrated sensors that can gather and transmit data in real time is known as the \_\_\_\_\_?
  - a) Internet of things
  - b) Big data
  - c) Grid computing
  - d) None of the above
6. What are the different challenges in big data?
  - a) Integration
  - b) Storage
  - c) Analysis
  - d) All of the above
7. \_\_\_\_\_ refers to the trustworthiness of the data because processing such incorrect data can give wrong results or mislead the interpretations.
  - a) Volume
  - b) Velocity
  - c) Variety
  - d) Veracity
8. The \_\_\_\_\_ sensor in the mobile phone detects the orientation of the phone.
  - a) Accelerometer
  - b) Gyroscope

- c) Both a and b
  - d) None of the above
9. Where is AI used?
- a) Training soldiers in combat using battlefield simulations
  - b) In self-driving cars that do not require a driver.
  - c) To allow access to buildings.
  - d) To create prototypes of cars or any other object.
10. Where is virtual reality used?
- a) Training soldiers in combat using battlefield simulations
  - b) In 3-d films.
  - c) To allow access to buildings.
  - d) To create prototypes of cars or any other object.
11. Which of the following is not a feature of IoT devices?
- a) Remotely controllable
  - b) Security
  - c) Can turn themselves off, if necessary.
  - d) Wearables.
12. Which of the following is a positive impact of AI in self-driving cars.
- a) An immersive video experience for the viewer using special glasses.
  - b) Data is completely secure and cannot be tampered with.
  - c) Only authorized people can travel in car.
  - d) Safer transport as there are fewer road accidents.
13. Where is computer-assisted translation used in everyday life?
- a) Training TV hosts.
  - b) Spell checkers used in word processing software.
  - c) Dictation tests.
  - d) Recording weather conditions.
14. What hardware is typically used for VR?
- a) A powerful computer , headset with a screen to see, headphones to hear and sometimes gloves.
  - b) Keyboard, mouse, printer and plotter
  - c) Smartphone, mic and tablet.
  - d) Plotters, mouse, speakers and tablet.
15. \_\_\_\_\_ helps the user to install and execute an application without worrying about the underlying infrastructure.
- a) IaaS
  - b) PaaS
  - c) SaaS
  - d) None of the above
16. \_\_\_\_\_ used to manage large and distributed data having required multiuser access.
- a) Data grid
  - b) CPU grid
  - c) Both a and b
  - d) None of the above
17. The most popular application of blockchains technology is in \_\_\_\_\_
- a) Open office
  - b) Digital currency
  - c) GIMP
  - d) None of the above
18. \_\_\_\_\_ allows us to visualize, feel and react by stimulating our senses.



- a) Immersive experiences
- b) AR
- c) VR
- d) None of the above

19. Example of ai?

- a) Cortana
- b) GoogleNow
- c) Alexa
- d) All of the above

20. \_\_\_\_\_ deals with the interaction between human and computer using human spoken languages such as hindi, English etc.

- a) Data science
- b) NLP
- c) Nero science
- d) None of the above

### **Very Short Answer Questions**

1. List some of the cloud based services that you are using at present?

2. What is Artificial Intelligence?

3. What is a strong example of AI?

4. What is Machine Learning?

5. Explain NLP.

6. What is VR?

7. Write any 2 examples of AR?

8. Expand the following terms:

- a) WoT
- b) IoT

9. Explain grid computing.

10. Explain Block chain technology.

### **Short Answers Questions**

1. Write short note on :

- a) Cloud computing
- b) Big data and its characteristics

2. How is IoT and WoT related?

3. Differentiate between cloud computing and grid computing with suitable examples.

4. Explain the use of sensors with example.

5. Differentiate between cloud computing and grid computing with suitable examples.

6. Which is not one of the features of IoT devices?
7. MicrosoftOffice365 is an example of which type of cloud service model?
8. Justify the following statement-  
'Storage of data is cost effective and time saving in cloud computing.'
9. How IoT and WoT are related?
10. Explain the following along with their applications.
  - a) Artificial Intelligence
  - b) Machine Learning

### **Long Answers- Questions**

1. Write the significance of AI in today's world?
2. Home Automation is a salient feature of IoT. Explain?
3. What is on-demand service? How it is provided in cloud computing?
4. Write examples of the following:
  - a) Government provided cloud computing platform
  - b) Large scale private cloud service providers and the services they provide
5. A company interested in cloud computing is looking for a provider who offers a set of basic services such as virtual server provisioning and on-demand storage that can be combined into a platform for deploying and running customised applications. What type of cloud computing model fits these requirements and why?

### **ASSERTION-REASONING QUESTIONS:**

1. Assertion (A): The branch of AI that deals and works with natural languages, is NLP. Reasoning (R): NLP helps computers understand, interpret and manipulate human languages and even generate human-language responses.
2. Assertion (A): Blockchain technology is a decentralized, digitized, public ledger of online transactions occurring among a network of peers.  
Reasoning (R): Images of transaction's paper receipts, compiled together is the new blockchain.
3. Assertion (A): NLP deals with interaction between human and computer systems using common and frequently spoken languages like Hindi, English etc.  
Reasoning (R): Spell-check feature is an implementation of NLP.
4. Assertion (A): It is difficult to store huge data using cloud computing.  
Reasoning (R): Storage of data is cost effective and time-saving in cloud computing.
5. Assertion (A): Immersive experiences allow user to visualize , feel and react by stimulating their senses.  
Reasoning (R): Immersive experiences have been used in the field of medicine and communications.

### **CASE BASED/ COMPETENCY BASED QUESTIONS:**

1. Five friends plan to try a startup. However, they have a limited budget and limited computer infrastructure. How can they avail the benefits of cloud services to launch their startup?
2. Government provides various scholarships to students of different classes. Prepare a report on how blockchain technology can be used to promote accountability, transparency, and efficiency in distribution of scholarships?
3. If Government plans to make a smart school by applying IoT concepts, how can each of the following be implemented in order to transform a school into IoT enabled smart school?
  - a) e-textbooks
  - b) Smart boards
  - c) Online tests
  - d) Wi-Fi sensors on classrooms doors
  - e) Sensors in buses to monitor their location
  - f) Wearables (watches or smart belts) for attendance monitoring
4. Suggest the technology which will be implemented to perform the following day-to-day tasks:
  - a) You get a reminder to take medication.
  - b) You get an SMS alert that you forgot to lock the door.
  - c) You get an SMS alert that parking space is available near your block.
  - d) You turn off your LED TV from your wristwatch.
5. Meghna has planned a start-up with her friends. However, she has a limited budget and limited computer infrastructure. How can she avail the benefits of cloud services to launch their startup?

## SAMPLE PAPER 1- (SOLVED)

Max Marks: 70

Time: 3 Hrs.

### General Instructions:

This question paper contains Five Sections A, B, C, D, E

Section-A: Contains 1 Mark Question

Section -B: Contains 2 Mark Question

Section -C: Contains 3 Mark Question

Section -D: Contains three 5 Mark Case Study Based Questions

Section-E: Contains two 4 Mark Questions

SECTION-A		
Q. No.	Question	Marks
01.	Predict the output of the following code:  $2//3**2**1+99/11*(2+3)$	1
02.	Which one of the following is invalid identifier?  a) <code>_abc</code> b) <code>abc_10</code> c) <code>20_abc</code> d) <code>_abc_</code>	1
03.	What is the output of code <code>45 % 3</code> _____	1
04.	Which one is not a characteristic of Big-Data?  a) Volume b) Variety c) Velocity d) Virtual	1
05.	Predict the output of the following code:  <code>10&gt;20 and 15 &lt; 20 or 20 &lt; 11 and not 2 == 2</code>	1
06.	Identify the type of data <code>L= {2:2020,"2":2021}</code>  a) List b) Tuple c) Dictionary d) Boolean	1
07.	Which of the following function belongs to dictionary?  a) <code>append()</code> b) <code>isdigit()</code>	1

	c) items() d) insert()	
08.	Name two DDL Commands?	1
09.	Which command is used to change the datatype of a column in table?  (a) Rename (b) Modify (c) Drop (d) Change	1
10.	Which one of the following is wild card character used with LIKE operator?  (a) # (b) @ (c) _ (d) ^	1
11.	Which of the following command is used to remove the rows from a table?  (a) Delete (b) Drop (c) Kill (d) Truncate	1
12.	Which of the following command is used for update of record in a table?  (a) update table table_name set col_name (b) update table_name col_name (c) Insert into table_name set col_name (d) Insert into table_name col_name	1
13.	When a table cannot have its own primary key then it borrows primary key of another table and is called _____	1
14.	IoT stands for:  a. Internet of Tools b. Interconnection of Things c. Internet of Task d. Internet of Things	1
15.	Name two output devices.	1
16.	4GB equals to _____ MB.	1
	Directions (Question 17 and Question 18): In the following questions, a statement of Assertion (A) is followed by a statement of Reason (R). Choose appropriate answer from the following as applicable to the question.  (A) Both A and R are true and R is the correct explanation for A (B) Both A and R are true and R is not the correct explanation for A (C) A is True but R is False (D) A is false but R is True	
17.	Assertion: A database is a collection of unorganized data.	1

	Reasoning: Data duplication is not encourage by Database	
18.	Assertion: Python is case sensitive language Reasoning: Two variables with same name written in upper and lower letters are treated as different variables.	1
	<b>SECTION-B</b>	
19.	Define system Software? Name two Systems software's.	2
20.	Differentiate between Compiler and Interpreter	2
21.	Name any four Application software?	2
22.	Differentiate between RAM and ROM?	2
23	What is the purpose of get() and items() method of dictionary.	2
24.	Define Domain and Relation in reference to Database.	2
25.	Find the output of the following Code:  days=[1:"Sun",2: ["Mon", "Tues"], 3:"Fri"] print( days[2][1]) print(days[2])	2
	<b>SECTION C</b>	
26.	Define SaaS, PaaS and IaaS?  Or  Define grid computing and its application.	3
27.	Write a Program in Python to convert temperature given in Degree into Fahrenheit.	3
28.	Write a program in python to find the average of marks for five subjects	3
29	Write the syntax/format of the below commands: Delete, Insert,Alter-Drop	3
30.	i. Which command is used to view the description of table. ii. Ravi is using a table <b>Employee</b> with following columns: Name, Subject , Department, Salary , Designation  He needs to display names of employees are in Computer Department and have salary greater than 50000. He wrote the following command, which did not give the desired result.  SELECT Name, From Employee WHERE Department is 'Computer' or Salary > 50000 Help him to run the query by removing the error and write correct query.	1+2

<b>SECTION-D</b>																																
31	<p>A relation 'Sports' has the following attributes:</p> <p>(Sports_ID, Name, No_Players, Filed_Type, Location )</p> <p>a) Name the attribute which should be taken as the Primary Key?  b) Write a command to insert a single row in the table mentioned above.  (Assume appropriate values)</p> <p>c) Write a command to change constraint of column Name to Not Null.  d) Write a command to add new column "Capacity" use appropriate datatype  e) Write command to update the value of Location to "India" where ID is 109</p>	5																														
32.	<p>Create a dictionary of employees which stores emp_id, Salary and Designation for 5 employees and print the employee information whose salary is greater than 50000</p> <p>Or</p> <p>Consider the following dictionary:  name={1:"India",2:"australia",3:"Japan",4:"America",5:"China"}</p> <p>Perform the below mentioned operations in the dictionary:</p> <p>a) Write command to traverse a dictionary and print keys one by one  b) Write command to print values only.  c) Write command to add new element having key 6 and values as "Ireland".  d) Write command to change value of key 3 to "New Zealand".  e) Write command to delete values Japan.</p>	5																														
33.	<p>Consider the table 'Student' given below and write suitable SQL queries of the following:</p> <p>Table: Student</p> <table border="1" style="width: 100%; border-collapse: collapse;"> <thead> <tr> <th>ID</th> <th>Name</th> <th>Class</th> <th>Subject</th> <th>Marks</th> </tr> </thead> <tbody> <tr> <td>1001</td> <td>Bharti</td> <td>X</td> <td>Hindi</td> <td>33</td> </tr> <tr> <td>1002</td> <td>Pratima</td> <td>XII</td> <td>NULL</td> <td>22</td> </tr> <tr> <td>1003</td> <td>Savitri</td> <td>IX</td> <td>Computer</td> <td>30</td> </tr> <tr> <td>1004</td> <td>Aashna</td> <td>X</td> <td>Biology</td> <td>39</td> </tr> <tr> <td>1005</td> <td>Sunil</td> <td>XI</td> <td>English</td> <td>34</td> </tr> </tbody> </table> <p>i. Display the Name and marks of students whose name start with 'a'  ii. Display name of all those students whose subject is Hindi.  iii. Display ID and Name all those students whose number of marks is in the range of 30 to 40. (both values included )  iv. Display the details of all those students teachers who have not been assigned any subject.  v. Display the details of all those students Class is either X or XI</p>	ID	Name	Class	Subject	Marks	1001	Bharti	X	Hindi	33	1002	Pratima	XII	NULL	22	1003	Savitri	IX	Computer	30	1004	Aashna	X	Biology	39	1005	Sunil	XI	English	34	5
ID	Name	Class	Subject	Marks																												
1001	Bharti	X	Hindi	33																												
1002	Pratima	XII	NULL	22																												
1003	Savitri	IX	Computer	30																												
1004	Aashna	X	Biology	39																												
1005	Sunil	XI	English	34																												
<b>SECTION-E</b>																																

34.	<p>Write MySql command to create database and table with given structure</p> <p>Database: Company Table: Sales</p> <table border="1" data-bbox="248 248 1257 510"> <thead> <tr> <th>Column</th> <th>Data Type</th> <th>Constraint</th> </tr> </thead> <tbody> <tr> <td>Item</td> <td>Character</td> <td></td> </tr> <tr> <td>ID</td> <td>Integer</td> <td>Primary Key</td> </tr> <tr> <td>Quantity</td> <td>Integer</td> <td>Default (use 0 as Default value)</td> </tr> <tr> <td>Quarter</td> <td>Integer</td> <td></td> </tr> </tbody> </table>	Column	Data Type	Constraint	Item	Character		ID	Integer	Primary Key	Quantity	Integer	Default (use 0 as Default value)	Quarter	Integer		4
Column	Data Type	Constraint															
Item	Character																
ID	Integer	Primary Key															
Quantity	Integer	Default (use 0 as Default value)															
Quarter	Integer																
35.	<p>The record of <b>IT_Shop</b> is stored in the following list as:</p> <p>(Item_Name,Qty,sale of three quarters ,Balance) IT_List = ['Laptop',200000 ,[35000,42000,85000],20000]</p> <p>Write Python statements to retrieve the following information from the list IT_List:</p> <p>i) Print the sale of 1<sup>st</sup> Quarter. ii) add 30000 to sale of 3<sup>rd</sup> quarter. iii) Change value from Laptop to Computer. iv) print max from sales of three quarters.</p> <p><b>or</b></p> <p>Consider the following dictionary: Alpha= {'D': 'Delhi', 'K': 'Kite', 'T': 'Toy', 'B': 'Boy'}</p> <p>Write Python statements for the following:</p> <p>i) To insert ('M' : 'Monkey') in the dictionary. ii) To return the value corresponding to the key 'K' iii) To return the length of the dictionary. iv)To delete the item from the dictionary corresponding to the key 'B'</p>	4															

**Answers**

SECTION-A		
Q. No.	Question	Marks
01.	45.0	1
02.	c) 20_abc	1
03.	0	1
04.	Virtual	1
05.	Predict the output of the following code: False	1
06.	Dictionary	1
07.	items()	1
08.	Create, Drop	1
09.	Modify	1
10.	_	1
11.	Drop	1
12.	update table table_name set col_name	1
13.	Foreign Key	1
14.	Internet of Things	1



15.	Speaker, Monitor	1
16.	4096 MB	1
	Directions (Question 17 and Question 18): In the following questions, a statement of Assertion (A) is followed by a statement of Reason (R). Choose appropriate answer from the following as applicable to the question.  (A) Both A and R are true and R is the correct explanation for A (B) Both A and R are true and R is not the correct explanation for A (C) A is True but R is False (D) A is false but R is True	
17.	(D) A is false but R is True	1
18.	(A) Both A and R are true and R is the correct explanation for A	1
	<b>SECTION-B</b>	
19.	System software is a type of computer program that is designed to run a computer's hardware and application programs. If we think of the computer system as a layered model, the system software is the interface between the hardware and user applications. Operating System, Device Driver	2
20.	<ul style="list-style-type: none"> <li>• Compiler: A compiler translates code from a high-level programming language into machine code before the program runs.</li> <li>• Interpreter: An interpreter translates code written in a high-level programming language into machine code line-by-line as the code runs.</li> </ul>	
21.	Ms-Word, MS-Paint, Adobe Acrobat, Google Chrome	
22.	RAM is memory that stores the data that you're currently working with, but it's volatile, meaning that as soon as it loses power, that data disappears. ROM refers to permanent memory. It's non-volatile, so when it loses power, the data remains.	
23	get() Returns the value for the given key () Return the list with all <b>dictionary keys</b> with <b>values</b>	
24.	Domain It contains a set of basic values that an attribute can take. Relation: It is a table with records(rows) and attributes(columns)	
25.	print( days[2][1]) Tues print(days[2]) Mon, Tues	
	<b>SECTION C</b>	
26.	<input type="checkbox"/> infrastructure-as-a-Service (IaaS). A set of raw IT resources offered to the user by the cloud service provider. They can be used to virtualise an infrastructure, or for resource-intensive projects — i.e. machine learning, big data, hosting, etc. <input type="checkbox"/> Platform-as-a-Service (PaaS). A platform that a provider offers to its customers via the internet. It enables teams — especially developers — to build applications and software on a solution without having to maintain it. <input type="checkbox"/> Software-as-a-Service (SaaS). This is the most popular cloud service. It is software that runs on a provider's infrastructure. The user pays for the licence, but does not manage the data storage or physical hardware maintenance.  Or Grid computing is a computing infrastructure that combines computer resources spread over different geographical locations to achieve a common goal. All unused resources on multiple computers are pooled together and made available for a single task. Organizations use grid computing to perform large tasks or solve complex problems that are difficult to do on a single computer.	3

	The following are some common applications of grid computing. Financial services, Gaming, Entertainment, Engineering	
27.	celsius = 47 fahrenheit = (celsius * 1.8) + 32 printing the result print("output",fahrenheit))	3
28.	print("Enter marks of five subjects: ") S1=float(input()) S2=float(input()) S3=float(input()) S4=float(input()) S5=float(input()) total = S1 + S2 + S3 + S4 + S5; average = total/5.0;  print("Average marks = ", average)	3
29	Delete from table name where condition Insert into tablename values() Alter table table_name drop column name	3
30.	Describe Command  SELECT Name From Employee WHERE Department = 'Computer' and Salary > 50000;	1+2
<b>SECTION-D</b>		
31	A relation 'Sports' has the following attributes: (Sports_ID, Name, No_Players, Filed_Type, Location ) a) Sports_ID, b) Insert into Sports values (101,"Criciket",,"Round",,"India") c) alter table Sports Modify Name Char(100) Not Null d) alter table Sports Add Capacity Integer e) update sports set Location="India" where id=109	5
32.	emp={101:[20000:"Teacher"], 102:[10000:"Engineer"], 103:[25000:"Doctor"], 104:[30000:"Teacher"], 105:[34000:"Scientist"]}  for i in emp: if emp[i][0]>50000: print(i) print(emp[i])  or  Consider the following dictionary: name={1:"India",2:"australia",3:"Japan",4:"America",5:"China"} Perform the below mentioned operations in the dictionary: i) Write command traverse a dictionary and print keys one by one for i in name: print(i) ii) Write command to print values only. print(name.values()) iii) Write command to add new element having key 6 and values as	5

	<p>“Ireland” name[6]=”Ireland”</p> <p>iv) Write command to change value of key 3 to “New Zealand” name[3]=”New Zealand”</p> <p>v) write command to delete values Japan del name[3]</p>																															
33.	<p>Consider the table ‘Student’ given below and write suitable SQL queries of the following: Table: Student</p> <table border="1"> <thead> <tr> <th>ID</th> <th>Name</th> <th>Class</th> <th>Subject</th> <th>Marks</th> </tr> </thead> <tbody> <tr> <td>1001</td> <td>Bharti</td> <td>X</td> <td>Hindi</td> <td>33</td> </tr> <tr> <td>1002</td> <td>Pratima</td> <td>XII</td> <td>NULL</td> <td>22</td> </tr> <tr> <td>1003</td> <td>Savitri</td> <td>IX</td> <td>Computer</td> <td>30</td> </tr> <tr> <td>1004</td> <td>Aashna</td> <td>X</td> <td>Biology</td> <td>39</td> </tr> <tr> <td>1005</td> <td>Sunil</td> <td>XI</td> <td>English</td> <td>34</td> </tr> </tbody> </table> <p>i. Select name,marks from student where name like ‘a%’; ii. Select name from student where subject=”hindi”; iii. Select ID,name from student where marks between 30 and 40; iv. Select * from student where subject is NULL; v. Select * from student where class =’x’ or class=’XI’;</p>	ID	Name	Class	Subject	Marks	1001	Bharti	X	Hindi	33	1002	Pratima	XII	NULL	22	1003	Savitri	IX	Computer	30	1004	Aashna	X	Biology	39	1005	Sunil	XI	English	34	5
ID	Name	Class	Subject	Marks																												
1001	Bharti	X	Hindi	33																												
1002	Pratima	XII	NULL	22																												
1003	Savitri	IX	Computer	30																												
1004	Aashna	X	Biology	39																												
1005	Sunil	XI	English	34																												
<b>SECTION-E</b>																																
34.	<p>Create database Company Use Company Create table Sales ( Item Char(100) , ID Integer primary key, Quantity Integer default= 0, Quarter Integer )</p>	4																														
35.	<p>i) print(IT_List[2][0]) ii) IT_List[2][2]= IT_List[2][2]+30000 iii) IT_List[0]=”Computer” iv) print(max(IT_List[2][0], IT_List[2][1], IT_List[2][2]))</p> <p style="text-align: center;"><b>or</b></p> <p>Consider the following dictionary: Alpha={‘D’: ‘Delhi’ , ‘K’ : ‘Kite’ , ‘T’ : ‘Toy’ , ‘B’ : ‘Boy’} Write Python statements for the following:</p> <p>i) Alpha[“M”]=”Monkey” ii) print(Alpha[“K”]) iii) print(len(Alpha)) iv) del Alpha[“B”]</p>	4																														

# UNSOLVED SAMPLE PAPER – 1

Max Marks: 70

Time:3 hrs.

## General Instructions:

This question paper contains Five Sections A, B, C, D, E

Section-A: Contains 1 Mark Question

Section -B: Contains 2 Mark Question

Section –C: Contains 3 Mark Question

Section –D: Contains three 5 Mark Case Study Based Questions

Section-E: Contains two 4 Mark Questions

Section-A		
Q. No.	Question	Marks
01.	Predict the output of the following code: <code>2//2**2**2+99/11*(50-45)</code>	1
02.	Which one of the following is valid identifier? a) @abc      b)_abc      c)20_abc      d) else	1
03.	What is the output of code <code>23 % 2</code> _____	1
04.	A network of devices which communicate with one another on the same network form: (A)DBMS (B)IoT (C)SaaS (D) NLP	1
05.	Predict the output of the following code: <code>10&gt;20 AND 5 &lt; 20 OR 9 &gt; 11 AND NOT 4==2</code>	1
06.	What is the output of following code: <code>print(type(30.0))</code>	1
07.	Which of the following function belongs to dictionary? (a) append() (b) isdigit() (c) items() (d) insert()	1
08.	What is the difference between drop and delete?	1
09.	Which command is used to change the structure of table in Database? (a) Rename (b) Distinct (c) Alter (d) Update	1
10.	Which one of the following is wild card character used with LIKE operator? (a) % (b) @ (c) \$ (d) #	1
11.	Which of the following command is used to remove the entire table? (a) Delete (b) Drop (c) Kill (d) Truncate	1
12.	Which of the following keyword is used to avoid duplicate records? (a) IS (b) NULL (c) DISTINCT (d) READ	1
13.	Which of the Key is used to identify the records uniquely in a table? (a) PRIMARY KEY (b) CANDIDATE KEY (c) ALTERNATE KEY (d) FOREIGN KEY	1
14.	What is a humanoid Robot?	1
15.	What is the difference between primary key and unique constraint?	1

16.	_____ Uniquely identifies a person on the basis of physical or behavioural traits such as fingerprints, DNA etc. a) Touch screen b) Biometric sensor c) Optical character reader d) QR code	1
	Directions (Question 17 and Question 18): In the following questions, a statement of Assertion (A) is followed by a statement of Reason (R). Choose appropriate answer from the following as applicable to the question. (A) Both A and R are true and R is the correct explanation for A (B) Both A and R are true and R is not the correct explanation for A (C) A is True but R is False (D) A is false but R is True	
17.	Assertion: A database can have only one table in MySQL. Reasoning: If a piece of data is stored in two places in the databases, then storage space is wasted.	1
18.	Assertion: Comments are executed by interpreter. Reasoning: Comments are used to add a remark or a note in the source code.	1
	<b>SECTION-B</b>	
19.	Differentiate between Application and System software.	2
20.	Differentiate between Compiler and Interpreter.	2
21.	Name any four operating systems?	2
22.	What happens when data is deleted?	2
23.	How many times world 'Python' will be printed in the following statement? a = 'I am in Class 12' for ch in s[3 : 8]: print ("Python")	2
24.	What is Difference between DDL and DML.	2
25.	Find the output of the following Code: Data=[34,45,67,[23,44],89,89] print( Data[3]) print(Len(Data))	2
	<b>SECTION-C</b>	
26.	Differentiate between cloud computing and grid computing with suitable examples.  <b>Or</b> Define Artificial Intelligence and list its various Subfields.	3
27.	Write a program in python to find factorial of number.	3
28.	To find sale price of an item with given cost and discount (%).	3
29.	Categorize the below commands into DML and DDL: Delete , Select, Alter, Drop, Update, ADD	3
30.	i. Which command is used to see all the tables within a databases?  ii. Ajay is using a table Students with following columns: Name, Class, Stream_Id, Stream_Name.  He needs to display names of students who have not been assigned any stream or have been assigned Stream_Name that ends with 'computers'. He wrote the following command, which did not give the desired result.  SELECT Name, FROM Students WHERE stream_Name = NULL or	2+1

	Stream_Name='%computers';  Help him to run the query by removing the error and write correct query.																										
<b>SECTION-D</b>																											
31.	<p>A relation 'Order' has the following attributes: (Order_No, Order_Name, Order_date, Order_Qty, Order_price)</p> <p>a) Write a command to insert a single row in the table mentioned above. (Assume appropriate values)</p> <p>b) Name the attribute which should be taken as the Primary Key?</p> <p>c) Write a command to add new column "Order_Section" with character as data type</p> <p>d) Write command to delete the column Order_Date.</p> <p>e) Write command to change the data type of Order_Price to Char from varchar.</p>	5																									
32.	<p>Create a dictionary of students to store names and marks obtained in 5 subjects for 5 students and display name student whose average of marks is greater</p> <p style="text-align: center;"><b>Or</b></p> <p>Consider the following dictionary: states={'D': 'Delhi' , 'K' : 'Kerala' , 'T' : 'Tamil Nadu' , 'B' : 'Bihar'}</p> <p>Write Python statements for the following:</p> <p>a) To insert ('M' : 'Mumbai') in the dictionary states.</p> <p>b) To return the value corresponding to the key 'T'</p> <p>c) To return the length of the dictionary states.</p> <p>d) To delete the item from the dictionary corresponding to the key 'K'</p> <p>e) To delete the dictionary 'states'</p>	5																									
33.	<p>Consider the table 'Teacher_Details' given below and write suitable SQL queries of the following:</p> <p>Table: Teacher_Details</p> <table border="1" style="width: 100%; border-collapse: collapse;"> <thead> <tr> <th>T_ID</th> <th>T_Name</th> <th>T_DOJ</th> <th>T_Subject</th> <th>Num_of_Periods</th> </tr> </thead> <tbody> <tr> <td>1001</td> <td>Bharti</td> <td>2018-10-15</td> <td>Hindi</td> <td>27</td> </tr> <tr> <td>1002</td> <td>Pratima</td> <td>NULL</td> <td>NULL</td> <td>32</td> </tr> <tr> <td>1003</td> <td>Savitri</td> <td>2012-11-13</td> <td>Hindi</td> <td>29</td> </tr> <tr> <td>1004</td> <td>Aashna</td> <td>2020-02-24</td> <td>English</td> <td>28</td> </tr> </tbody> </table> <p>a) Display the T_Name and Num_of_Periods whose name end with a.</p> <p>b) Display T_Name of all those teachers whose date of joining is after 1<sup>st</sup> Jan 2019.</p> <p>c) Display T_ID and T_Name of all those teachers whose number of periods are in the range of 25 to 30. (both values included )</p> <p>d) Display the details of all those teachers who have not assigned any subject.</p> <p>e) Display the details of all those teachers whose subject is either Hindi or Science;</p>	T_ID	T_Name	T_DOJ	T_Subject	Num_of_Periods	1001	Bharti	2018-10-15	Hindi	27	1002	Pratima	NULL	NULL	32	1003	Savitri	2012-11-13	Hindi	29	1004	Aashna	2020-02-24	English	28	5
T_ID	T_Name	T_DOJ	T_Subject	Num_of_Periods																							
1001	Bharti	2018-10-15	Hindi	27																							
1002	Pratima	NULL	NULL	32																							
1003	Savitri	2012-11-13	Hindi	29																							
1004	Aashna	2020-02-24	English	28																							
<b>SECTION-E</b>																											
34.	<p>Write MySql command to create database and the table as per given structure</p> <p>Database: Office</p> <p>Table: Shop</p> <table border="1" style="width: 100%; border-collapse: collapse;"> <thead> <tr> <th>Column</th> <th>Data Type</th> <th>Constraint</th> </tr> </thead> <tbody> <tr> <td>Shop_ID</td> <td>Integer</td> <td>Primary Key</td> </tr> <tr> <td>Items</td> <td>Character</td> <td></td> </tr> </tbody> </table>	Column	Data Type	Constraint	Shop_ID	Integer	Primary Key	Items	Character		4																
Column	Data Type	Constraint																									
Shop_ID	Integer	Primary Key																									
Items	Character																										

	Owner_Name	Character	
	Shop_Name	Character	NOT NULL
35.	<p>The record of salesman is stored in the following list as:          (Name, Item Sold, sale of three quarters , Commission)          Sale=['Amit', 'Laptop', [35000,42000,85000], 20000]</p> <p>Write Python statements to retrieve the following information from the list Sales:</p> <p>i) Print the sale of 2<sup>nd</sup> Quarter.          ii) Add 56000 as sale of 4<sup>th</sup> quarter.          iii) Change value of product from Laptop to Tablet          iv) Delete Commission from the list</p> <p style="text-align: center;"><b>Or</b></p> <p>Write a program to create a list of 10 elements (Integer Values) and print the numbers which satisfy the equation : <math>X + 2*3 = 10</math> [X is element from list]</p>		4

## UNSOLVED SAMPLE PAPER 2

Max Marks: 70

Time:3 hrs.

### General Instructions:

This question paper contains Five Sections A, B, C, D, E

Section -A: Contains 1 Mark Question

Section -B: Contains 2 Mark Question

Section -C: Contains 3 Mark Question

Section -D: Contains three 5 Mark Case Study Based Questions

Section -E: Contains two 4 Mark Questions

<b>Section-A</b>		
<b>Q. No.</b>	<b>Question</b>	<b>Marks</b>
01.	Predict the output of the following code: <code>3//2*2**1+80/10*(2+3)</code>	1
02.	Which one of the following is valid identifier? a) #abc      b)IF      c) if      d) for	1
03.	What is the output of code <code>15 // 7</code> _____	1
04.	Which one these is not field of artificial intelligence.  i.      Face recognition ii.      Voice recognition iii.      Web Designing iv.      Robotics	1
05.	Predict the output of the following code: <code>25&gt;20 or 15 &lt; 20 and 20 &lt; 11 and not 2&gt;1</code>	1
06.	Predict the output: <code>marks=[20,30,40]</code> <code>print(marks*2)</code> <code>print(marks[1]*2)</code>	1
07.	Which of the following function belongs to list? e) key() f) items() g) append() h) clear()	1
08.	Name two DML Commands .	1
09.	Which command is used to change the datatype of a column in table? (a) Rename (b) Modify (c) Drop (d) Change	1
10.	Wildcard character % and _ are used with _____ SQL clause .	1
11.	Find the error in below command: <code>Select * from Student where marks = null</code>	1
12.	What is the difference between primary key and foreign key.	1
13.	Write the command for showing all the tables within the database.	1
14.	Define Term Big-Data.	1
15.	Name two Input devices .	1
16.	8192 MB equals to _____ GB.	1
	Directions (Question 17 and Question 18): In the following questions, a	



	statement of Assertion (A) is followed by a statement of Reason (R). Choose appropriate answer from the following as applicable to the question.  (A) Both A and R are true and R is the correct explanation for A (B) Both A and R are true and R is not the correct explanation for A (C) A is True but R is False (D) A is false but R is True	
17.	Assertion: A record is collection of values assigned to attributes. Reasoning: An attribute whose value is unique can be used as key.	1
18.	Assertion: Python interpreter works in interactive and script mode. Reasoning: Interpreter converts all code at once into machine code.	1
<b>SECTION-B</b>		
19.	Define system Application? Name two Application software's.	2
20.	Differentiate between Compiler and Interpreter.	2
21.	Name any four Utility Software's.	2
22.	Differentiate between SRAM and DRAM?	2
23.	What is the purpose of key() and clear() methods of a dictionary.	2
24.	Define Degree and cardinality in reference to Database.	2
25.	Find and underline the error: abc==10 for x is Range(1,abc): print(x)	2
<b>SECTION-C</b>		
26.	Define Grid computing and Block Chain Technology? <b>Or</b> What is Immersive Technology? Define AR and VR.	3
27.	Write a Program in Python to calculate profit and loss given the cost and sale price.	3
28.	Write a program in python to count number of vowels in a given string	3
29.	Write the syntax/format of the below commands: Update, Select , Alter-Add	3
30.	i. Which command is used to work on database.  ii. Sanya is using a table <b>Shop</b> with following columns: Name, S_ID , Sales, Quarter ,Year  she needs to display names of articles for which sale is > 50000 in year 2020  she wrote the following command, which did not give the desired result.  SELECT Name From Shop WHERE year is 2020 and Sales > '50000'  Help her to run the query by removing the error and write correct query.	1+2
<b>SECTION-D</b>		
31.	A relation 'Zoo' has the following attributes: (Z_ID, animal_Name, No_animals, Food_type, Location ) (a) Name the attribute which should be taken as the Primary Key? (b) Write a command to insert a single row in the table mentioned above. (c) (Assume appropriate values) (d) Write a command to delete the record for which Location is 'Upper Area'. (e) Write a command to add new column "Zookeeper" and use appropriate	5

	<p>datatype.</p> <p>(f) Write command to update the value of animal_Name to 'Cats' where ID is 120.</p>																															
32.	<p>Write a program to create a dictionary with eid, name and salary of 5 of employees and display names of employees who have got more than 25000 salary.</p> <p style="text-align: center;">Or</p> <p>Consider the following dictionary:  d={1:"One",3:"Three",5,"Five",7:"Seven",9:"Nine"} Perform the below mentioned operations in the dictionary:</p> <p>(a) Write command to traverse a dictionary and print key &amp; values  (b) ii) Write command to print only values of dictionary.  (c) Write command to delete the second last element of dictionary.  (d) Write command to delete all elements of the dictionary  (e) v) write command to add another element with key as 33 and value 23</p>	5																														
33.	<p>Consider the table <b>Company</b> given below and write suitable SQL queries of the following:</p> <p>Table: Company</p> <table border="1" style="width: 100%; border-collapse: collapse;"> <thead> <tr> <th>ID</th> <th>Name</th> <th>Skill</th> <th>Section</th> <th>Salary</th> </tr> </thead> <tbody> <tr> <td>1001</td> <td>Ajay</td> <td>Medium</td> <td>HR</td> <td>30000</td> </tr> <tr> <td>1002</td> <td>Vijay</td> <td>Basic</td> <td>Manufacturing</td> <td>40000</td> </tr> <tr> <td>1003</td> <td>Waseem</td> <td>Basic</td> <td>Sales</td> <td>NULL</td> </tr> <tr> <td>1004</td> <td>Gazala</td> <td>Medium</td> <td>Sales</td> <td>25000</td> </tr> <tr> <td>1005</td> <td>Surbhi</td> <td>Expert</td> <td>HR</td> <td>30000</td> </tr> </tbody> </table> <p>(a) Display the Name and salary of employees whose name end with 'y'  (b) Display name of all employees whose section is 'Sales'  (c) Display ID and Name all those students whose salary is in the range of 25000 to 30000. (both values included )  (d) Display the details of all those employees whose skill is Medium  (e) Display the details of all those employees whose salary is not mentioned</p>	ID	Name	Skill	Section	Salary	1001	Ajay	Medium	HR	30000	1002	Vijay	Basic	Manufacturing	40000	1003	Waseem	Basic	Sales	NULL	1004	Gazala	Medium	Sales	25000	1005	Surbhi	Expert	HR	30000	5
ID	Name	Skill	Section	Salary																												
1001	Ajay	Medium	HR	30000																												
1002	Vijay	Basic	Manufacturing	40000																												
1003	Waseem	Basic	Sales	NULL																												
1004	Gazala	Medium	Sales	25000																												
1005	Surbhi	Expert	HR	30000																												
<b>SECTION-E</b>																																
34.	<p>Write MySQL command to create database and the table as per given structure</p> <p>Database: School</p> <p>Table: Student</p> <table border="1" style="width: 100%; border-collapse: collapse;"> <thead> <tr> <th>Column</th> <th>Data Type</th> <th>Constraint</th> </tr> </thead> <tbody> <tr> <td>Name</td> <td>Character</td> <td></td> </tr> <tr> <td>Subject</td> <td>Character</td> <td></td> </tr> <tr> <td>ID</td> <td>Integer</td> <td>Primary Key</td> </tr> <tr> <td>Marks</td> <td>Integer</td> <td>Default (use 0 as Default value)</td> </tr> </tbody> </table>	Column	Data Type	Constraint	Name	Character		Subject	Character		ID	Integer	Primary Key	Marks	Integer	Default (use 0 as Default value)	4															
Column	Data Type	Constraint																														
Name	Character																															
Subject	Character																															
ID	Integer	Primary Key																														
Marks	Integer	Default (use 0 as Default value)																														
35.	<p>Given a list named "Marks" write the statement for the following operations:</p> <p>(a) To add another element in the list  (b) Find the length of the list  (c) To remove the last element from the list</p>	4																														

(d) To reverse the list.

Or

Write a program to identify even numbers and odd numbers in a list, store their sum separately and print the sum.

## UNSOLVED SAMPLE PAPER 3

Max Marks: 70

Time: 3 Hrs.

### General Instructions:

This question paper contains Five Sections A, B, C, D, E

Section-A: Contains 1 Mark Question

Section -B: Contains 2 Mark Question

Section –C: Contains 3 Mark Question

Section –D: Contains three 5 Mark Case Study Based Questions

Section-E: Contains two 4 Mark Questions

SECTION A		
Q. No.	Question	Marks
01.	Predict the output of the following code: <code>10/2**2+70/10*(2+3)</code>	1
02.	An identifier name is allowed to have # symbol (True/False)	1
03.	What is the output of code: <code>len( [20,[30,40]] )</code>	1
04.	Define virtual reality.	1
05.	Predict the output of the following code: <code>25&gt;20 and 25 &lt; 30 or 18 &lt; 10 or not 10&gt;15</code>	1
06.	Predict the output: <code>days={1:"sun",2:"Mon",3:"Fri"}</code> <code>print(days[1])</code> <code>print(days. values() )</code>	1
07.	Find the output: <code>avg=[34,56,43,56,78]</code> <code>avg.append(34)</code> <code>avg.pop()</code> <code>avg.pop()</code> <code>print(avg)</code>	1
08.	Update and Delete are DML commands (True/False).	1
09.	Which command is used to delete column in a table (a) Rename (b) Modify (c) Drop (d) Change	1
10.	What would following command do: <code>Select name, id from student where name is null and marks &gt;100;</code>	1
11.	Find the error in below command: <code>Update teacher show id=200 where marks =500;</code>	1
12.	Define Database.	1
13.	What is purpose of show command.	1
14.	Define Term Grid Computing.	1
15.	What is an impact printer.	1
16.	Convert 4096 MB to GB.	1

	<p>Directions (Question 17 and Question 18): In the following questions, a statement of Assertion (A) is followed by a statement of Reason (R). Choose appropriate answer from the following as applicable to the question.</p> <p>(A) Both A and R are true and R is the correct explanation for A  (B) Both A and R are true and R is not the correct explanation for A  (C) A is True but R is False  (D) A is false but R is True</p>																										
17.	<p>Assertion: Foreign key is used when a table does not have its own primary key.  Reasoning: Foreign key does same work as primary key.</p>	1																									
18.	<p>Assertion: variable names whether in capital or small letters are treated as different python.  Reasoning: Python is a case sensitive language.</p>	1																									
<b>SECTION B</b>																											
19.	Define Operating System. Name two operating systems.	2																									
20.	Differentiate between Compiler and Interpreter .	2																									
21.	ROM and RAM Stands for _____, _____,	2																									
22.	Name two Application software's.	2																									
23	Name four built in functions of Dictionary.	2																									
24.	<p>Rewrite the query after removing errors:  Delete from student where student name = '%D' and mark is 200.</p>	2																									
25.	<p>Find and underline the error:  IF x &gt; 20      print(x)      else:      print(X-20)</p>	2																									
<b>SECTION C</b>																											
26.	<p>Define Cloud Computing and name various cloud service models  <b>Or</b>  What is NLP? List its applications.</p>	3																									
27.	Write a Program in Python to calculate perimeter of a rectangle.	3																									
28.	Write a program in python to print only prime numbers from the given list.	3																									
29	Define DDL and DML? List one command of each.	3																									
30.	<p>A relation "School" has the following attributes:  (S_ID, Name, Class_Rooms, Reg_No )  (a) Name the attribute which can be used a Key?  (b) Write a command to add new column location.  (c) Write a command to delete column Class_rooms</p>	3																									
<b>SECTION-D</b>																											
31	<p>Consider the table <b>Cricket</b> given below and write the output of SQL queries give below:  Table: Cricket</p> <table border="1" style="margin-left: 20px;"> <thead> <tr> <th>ID</th> <th>Name</th> <th>Position</th> <th>Type</th> <th>Avg</th> </tr> </thead> <tbody> <tr> <td>1001</td> <td>Anil</td> <td>Opener</td> <td>All-Rounder</td> <td>34</td> </tr> <tr> <td>1002</td> <td>Rishabh</td> <td>Middle Order</td> <td>Bastman</td> <td>40</td> </tr> <tr> <td>1003</td> <td>Ramesh</td> <td>One Down</td> <td>All-Rounder</td> <td>43</td> </tr> <tr> <td>1004</td> <td>Javaid</td> <td>Opener</td> <td>Batsman</td> <td>42</td> </tr> </tbody> </table>	ID	Name	Position	Type	Avg	1001	Anil	Opener	All-Rounder	34	1002	Rishabh	Middle Order	Bastman	40	1003	Ramesh	One Down	All-Rounder	43	1004	Javaid	Opener	Batsman	42	5
ID	Name	Position	Type	Avg																							
1001	Anil	Opener	All-Rounder	34																							
1002	Rishabh	Middle Order	Bastman	40																							
1003	Ramesh	One Down	All-Rounder	43																							
1004	Javaid	Opener	Batsman	42																							

	<table border="1"> <tr> <td>1005</td> <td>Aadil</td> <td>Two Down</td> <td>Batsman</td> <td>39</td> </tr> </table> <p>(a) Select name, position from cricket where type='Batsman';  (b) Select Avg from cricket where Avg in (40,34);  (c) Select id, Type from cricket where name like '%s%';  (d) Select * from cricket where type='All-Rounder' and avg=43;  (e) Select position, id from cricket where avg between 40 and 43;</p>	1005	Aadil	Two Down	Batsman	39																										
1005	Aadil	Two Down	Batsman	39																												
32.	<p>Write a program to create a dictionary with Shop_Id, Name and Location of 5 shops and display location of shops who have items "soap"</p> <p style="text-align: center;">Or</p> <p>a.) Explain working of while loop with example.  b.) Define the Following:  update(), del , clear()</p>	5																														
33.	<p>Consider the table <b>Electronics</b> given below and write suitable SQL queries of the following:</p> <p>Table: Electronics</p> <table border="1"> <thead> <tr> <th>ID</th> <th>Name</th> <th>Quantity</th> <th>Price</th> <th>Sales</th> </tr> </thead> <tbody> <tr> <td>1001</td> <td>TV</td> <td>300</td> <td>20000</td> <td>100</td> </tr> <tr> <td>1002</td> <td>Mobiles</td> <td>140</td> <td>18000</td> <td>20</td> </tr> <tr> <td>1003</td> <td>IPads</td> <td>240</td> <td>21000</td> <td>160</td> </tr> <tr> <td>1004</td> <td>Music Player</td> <td>123</td> <td>NULL</td> <td>110</td> </tr> <tr> <td>1005</td> <td>Play Station</td> <td>7</td> <td>40000</td> <td>3</td> </tr> </tbody> </table> <p>(a) Display the Name of items for which sales is greater than 120 .  (b) Display name, quantity of all items whose price is in range 15000 and 20000 .  (c) Display sales and price of items for which name end with s .  (d) Display the all details of items for which quantity is less than 10.  (e) Display details all details of items for which price is null.</p>	ID	Name	Quantity	Price	Sales	1001	TV	300	20000	100	1002	Mobiles	140	18000	20	1003	IPads	240	21000	160	1004	Music Player	123	NULL	110	1005	Play Station	7	40000	3	5
ID	Name	Quantity	Price	Sales																												
1001	TV	300	20000	100																												
1002	Mobiles	140	18000	20																												
1003	IPads	240	21000	160																												
1004	Music Player	123	NULL	110																												
1005	Play Station	7	40000	3																												
<b>SECTION E</b>																																
34.	<p>Write sql commands to create database and table with given structure :</p> <p>Database : <b>Shops</b></p> <p>Table: <b>Show_room</b></p> <table border="1"> <thead> <tr> <th>Column</th> <th>Data Type</th> <th>Constraint</th> </tr> </thead> <tbody> <tr> <td>Id</td> <td>Integer</td> <td>Primary Key</td> </tr> <tr> <td>Name</td> <td>Character</td> <td></td> </tr> <tr> <td>Item_Type</td> <td>Character</td> <td>NOT NULL</td> </tr> <tr> <td>Quantity</td> <td>Integer</td> <td></td> </tr> </tbody> </table>	Column	Data Type	Constraint	Id	Integer	Primary Key	Name	Character		Item_Type	Character	NOT NULL	Quantity	Integer		4															
Column	Data Type	Constraint																														
Id	Integer	Primary Key																														
Name	Character																															
Item_Type	Character	NOT NULL																														
Quantity	Integer																															
35.	<p>Given a list named "School" write the statement for the following operations:</p> <p>(a) To add another element in the list  (b) Find the find the no of occurrences of element 105 in the list  (c) To delete the element at last position  (d) To sort the list in ascending order</p> <p style="text-align: center;">Or</p> <p>Write a program to create a list of 10 elements (Integer Values) and print the average of even elements only</p>	4																														

## Link to CBSE Syllabus of Class XI IP :

[https://cbseacademic.nic.in/web\\_material/CurriculumMain25/SrSec/Informatics Practices SrSec 2024-25.pdf](https://cbseacademic.nic.in/web_material/CurriculumMain25/SrSec/Informatics_Practices_SrSec_2024-25.pdf)

## Multimedia links for Class XI IP :

- [https://nabhacantt.kvs.ac.in/sites/default/files/Class\\_XI\\_IP\\_NCERT.pdf](https://nabhacantt.kvs.ac.in/sites/default/files/Class_XI_IP_NCERT.pdf)
- <https://ncert.nic.in/textbook/pdf/keip101.pdf>
- <https://ncert.nic.in/textbook/pdf/keip102.pdf>
- <http://python.mykvs.in/presentation.php>
- <https://www.magnetbrains.com/course/class-11th-informatics-practices-065-book-full-video-course/>
- [https://www.youtube.com/watch?v=KWIOF\\_bN8AU](https://www.youtube.com/watch?v=KWIOF_bN8AU)
- <https://www.youtube.com/watch?v=NE5ItNKxLi0>
- [https://www.youtube.com/watch?v=QCmUI3U8\\_t8](https://www.youtube.com/watch?v=QCmUI3U8_t8)
- <https://www.youtube.com/watch?v=meVdWsl47rs>

**BEST OF LUCK**