

Activity 4 - Sounds that I Hear

Description

Material required: None

How to organise: Make all the children sit in a semicircle. Demonstrate the activity with one child.

How to play: Ask all the children to close their eyes and listen to and identify sounds in the environment. After a few minutes, ask them to open their eyes and describe the sounds they heard.

Extension: Teacher can make some familiar sounds like pouring of water, clapping, etc., or ask the children what they hear outside the room, but inside the building.


Activity 5 - Bird Watching

Description

Material required: Instruments, books about birds, glasses of milk, and small note books or note pads for writing about bird notes.

How to organise

- Set up a bird watching area in the courtyard of the school.
- Display pictures of birds or hang them on the string across the classroom.
- Demonstrate how to use the instruments, keep at least one set of



Activity 4 - Sounds that I Hear

Description

Material required: None

How to organise: Make all the children sit in a semicircle.

Demonstrate: the activity with one child.

How to play: Ask all the children to close their eyes and listen to and identify sounds in the environment. After a few minutes, ask them to open their eyes and describe the sounds they heard.

Extension: Teacher can make some familiar sounds like pouring of water, clapping, etc., or ask the children what they hear outside the room, but inside the building.

Activity 5 - Bird Watching

Description

Material required: binoculars, books about birds, glasses of milk, and small note books or note pads for writing about bird notes.


How to organise


- Set up a bird watching area in the courtyard of the school.
- Display pictures of birds or hang them on the string across the classroom.
- Demonstrate how to use the binoculars, keep at least one set of binoculars.











Unit 4: Making Friends

These activities are designed to help you understand the main ideas of the text and to prepare you for the main activities in the unit.

Preparatory Activities for the Book	Preparatory Activities for Unit 4
1. Read the text and answer the questions.	1. Read the text and answer the questions.
2. Discuss the text with your partner.	2. Discuss the text with your partner.
3. Write a short story about a new friend.	3. Write a short story about a new friend.
4. Draw a picture of your new friend.	4. Draw a picture of your new friend.
5. Make a list of things you like to do.	5. Make a list of things you like to do.
6. Make a list of things you don't like to do.	6. Make a list of things you don't like to do.
7. Make a list of things you are good at.	7. Make a list of things you are good at.
8. Make a list of things you are not good at.	8. Make a list of things you are not good at.
9. Make a list of things you want to learn.	9. Make a list of things you want to learn.
10. Make a list of things you don't want to learn.	10. Make a list of things you don't want to learn.

The detailed description of the above activities is as follows:

Activity 1 - Making Friends

Objectives:

UPAAN

How to play: Let the teacher sing/recite the following poem. Whenever the teacher calls any two names those two children will run across the semicircle in the opposite direction as she sings... come back... come back... both the children will join the circle.

"Two little children sitting in the classroom,

One name ... and the other name ...

Run away ... run away ...

Come back ... and come back ..."

The teacher will continue taking the names of other children and reciting the poem.

NOTE: This can be done every day in the initial days, till all the children get familiar with each other.

Activity 2—Show and Tell

Description

Material required: Various objects like leaves, ball, any toy, photos of classroom children, etc.

How to organise: Make all the children sit in a semicircle. The child











WORKSHOP ON UPAAAN

A TWO WEEK
FOUNDATION PROGRAMME GUIDELINES
FOR GRADE 3 TEACHERS
(08/04/2024)

