

KENDRIYA VIDYALAYA BHIKHIWIND
HOLIDAY HOMEWORK SUMMER VACATIONS
CLASS- VI, SESSION- (2025-26)

Dear students,

The most awaited vacation is about to begin!! Summer vacation brings easy mornings, relaxing afternoons and playful evenings. It also brings a good time to plunge into the sea of imagination and creativity. So let's get ready to learn something new every day.

SUBJECT- ENGLISH

1. **Pocket Dictionary** - Make a pocket dictionary by writing five new words along with their meanings daily date wise after reading story books , other books or newspaper .
2. **READING**- Read any three pages from English book everyday LOUDLY before your parents **for 15 days**. Concentrate in reading fast. Maintain the reading record. Read Unit 1

SL NO	DATE	CHAPTER	PAGES

3. Write and learn **five** inspirational thoughts.
4. **MDP**- Work on **any one** of the following topics. There should be minimum 8 to 10 pages for every subject. Collect pictures, newspaper articles, poems, stories etc for every subject. Do not go for expensive things for designs.

- I. Our Environment
- II. Water & Its Resources

A file should be made with decorative pages . The pages should include Introductory page, definition, explanation of the topic, articles , newspaper cuttings, coloured pictures print outs etc.

SUBJECT- HINDI

निर्देश:

- सभी कार्य अपनी हिंदी कॉपी में साफ-सुथरे अक्षरों में करें।
- रचनात्मकता दिखाने के लिए रंगीन चित्र या बॉर्डर का प्रयोग किया जा सकता है।
- अवकाश के बाद विद्यालय में गृहकार्य जमा करना अनिवार्य है।

1. सुलेख अभ्यास – प्रतिदिन (10 पृष्ठ):

प्रतिदिन हिंदी में एक पृष्ठ सुंदर सुलेख लिखें। कुल **10** पृष्ठ पूरे करें। विषय कोई भी कहानी, कविता या पाठ्यपुस्तक से चुन सकते हैं।

2. कठिन शब्द अभ्यास (10 पृष्ठ):

पाठ्यपुस्तक में आए कठिन शब्दों को चुनें और **10** पृष्ठ में उनके साथ वाक्य बनाकर लिखें।

3. निबंध – "मेरा प्रिय अध्यापक" (10 पंक्तियाँ):

अपने पसंदीदा अध्यापक/अध्यापिका के बारे में **10** पंक्तियों में एक सुंदर निबंध लिखें।

4. एक शब्द के अनेक शब्द:

कम से कम पाँच ऐसे शब्द लिखिए जिनके अनेक अर्थ होते हैं (उदाहरण: "कल" – समय, कला)। प्रत्येक के दो-दो अर्थ लिखें।

5. रक्षाबंधन पर लेख (10 पंक्तियाँ):

रक्षाबंधन त्योहार पर **10** पंक्तियाँ लिखें – इस त्योहार का महत्व, कैसे मनाते हैं आदि।

6. शब्दार्थ (2 पृष्ठ):

पाठ्यपुस्तक में आए कठिन शब्दों के अर्थ (शब्दार्थ) दो पृष्ठों में लिखें।

SUBJECT- MATHS

1. Write and learn table from 1 to 20 .

2. Multiply:

a) 3989×45

b) 7890×509

c) 600089×405

d) 78901×999

3. Divide:

1) $70985 \text{ by } 5$

2) $123456 \text{ by } 12$

3) $78654 \text{ by } 9$

4) $11087 \text{ by } 10$

5) $345712 \text{ by } 7$.

4. Complete the pattern:

1) $1, 3, 5, 7, \underline{\hspace{1cm}}, \underline{\hspace{1cm}}, \underline{\hspace{1cm}}$

2) $2, 4, 6, 8, \underline{\hspace{1cm}}, \underline{\hspace{1cm}}, \underline{\hspace{1cm}}$

3) $2, 4, 9, 16, \underline{\hspace{1cm}}, \underline{\hspace{1cm}}, \underline{\hspace{1cm}}$

4) 1, 8, 27, _____, _____, _____

5) 10, 30, 50, 70, _____, _____, _____

6) 2, 20, 200, _____, _____, _____

7) 300, 270, 240, 210, _____, _____, _____

8) 1, 2, 4, 7, 11, _____, _____, _____

9) 5, 10, 20, 40, _____, _____, _____

10) 50, 150, 250, 350, _____, _____, _____

5. See the YouTube video and prepare the model [LINK](#)

6 Draw angles with the help of a protractor:

1) 30 (2) 50 (3) 60 (4) 90 (5) 120 (6) 150 (7) 180

Q.1. Match the column B with A and C :

A	B	C
(a) Straight angle	(i) An angle whose measure is less than 90° .	(f) One fourth of a revolution.
(b) Right angle	(ii) An angle whose measure is between 90° and 180° .	(g) Half of a revolution.
(c) Acute angle	(iii) An angle whose measure is 180° .	(h) More than half a revolution
(d) Obtuse angle	(iv) An angle whose measure is 90° .	(i) Less than one-fourth of a revolution.
(e) Reflex angle	(v) An angle whose measure is between 180° and 360° .	(j) Between $\frac{1}{4}$ and $\frac{1}{2}$ of a revolution.

For example (a) \rightarrow (iii) \rightarrow (g)

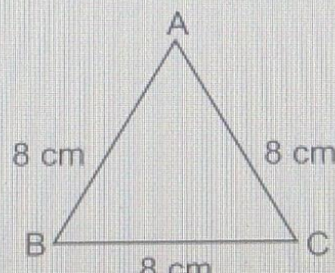
Q.2. A sailor is rowing a boat due north. In which direction will he be rowing if he turns it through

(i) a straight angle (ii) a complete angle

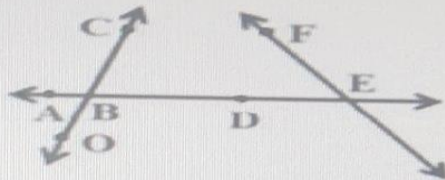
Q.3. You are standing in a class-room facing north. In what direction will you be facing after making a quarter turn in clockwise direction?

Q.4. Write five capital letters of the English alphabet which show perpendicular lines/line segments.

Q.5. Identify the following triangles according to the measurement of sides and angles given. Also mention the type of triangle :



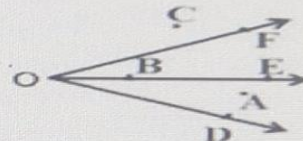
11. Name the following in the given figure:



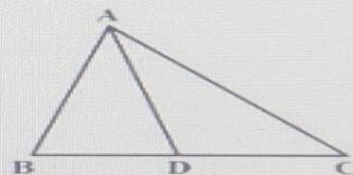
- (i) Lines containing point E
- (ii) Two pairs of intersecting lines
- (iii) Rays with B as their starting point

12. Name the following:

- (i) The point in the interior of $\angle DOE$
- (ii) The points exterior of $\angle EOF$
- (iii) Rays starting from point O



- 13.
- (i) How many triangles are there? Name them.
 - (ii) How many angles are there?
 - (iii) How many line segments are there? Name them.
 - (iv) Name the triangles that have $\angle B$ as common.



SUBJECT- SCIENCE

1. Make a list of different monocot plants & dicot plants on chart paper.
2. Make list of different kind of leaves venation? Also paste on a chart paper
3. Make a list of different kind of roots (Fibrous & Taproot) example included.
4. Collect of different parts of flower & paste on your sheet? Labelled them.

SUBJECT- SST

1. What is globe? how its help in locating places on earth.
2. What is map? how its help in locating places on earth.
3. What are similarities between map and globe.
4. Write major differences between globe and map.
5. Describe the three types of maps.
6. Explain the three main components of map ?
7. Draw some major symbols which used in maps.
8. Describe latitude and its important characteristics.
9. Describe longitudes and its important characteristics.
10. Draw a globe.

SUBJECT-SKT

प्रथमः पाठः - शब्द परिचयः - 1

1 श्लोक संख्या - 1, 3, 5 को हिंदी अनुवाद सहित लिखें और याद करें?

2) पाठ में से कोई भी शब्दार्थ लिखें और याद करें?

प्रश्नाभ्यासः -

1. दिए गए संस्कृत शब्दों के हिंदी में अर्थ लिखें-

गजः , मकरः , मयूरः , अश्वः , बिडालः , शुकः , मूषकः , चालकः।

2. वर्ण संयोजनम् कुरुत -

यथा- च् + अ + ष् + अ + क् + अ = चषकः।

क) म् + ऊ + ष् + अ + क् + अ =।

ख) द् + ऊ + र् + अ + भ् + आ + ष् + अ =।

ग) ध् + आ + व् + अ + त् + अ =।

3. वर्ण विच्छेदम् कुरुत -

यथा- लघुः = ल् + अ + घ् + उः ।

वर्णाः , शुनकः , सीव्यति, सौचिकः ।

4. पदानि संयोज्य वाक्यानि रचयत -

क) गजाः - नृत्यन्ति।

ख) सिंहौ - गायति।

ग) गायकः - पठतः।

घ) बालकौ - चलन्ति।

ड•) मयूराः - गर्जतः।

(व्याकरणम्)

5. संस्कृते कति लिंगानि भवन्ति? नामानि लिखत?(संस्कृत में कितने लिंग होते हैं नाम लिखो?)

6. संस्कृते कति पुरुषाः भवन्ति? नामानि लिखत?(संस्कृत में कितने पुरुष होते हैं नाम लिखो)

7. संस्कृते कति वचनानि भवन्ति? नामानि लिखत?(संस्कृत में कितने वचन होते हैं नाम लिखो?)

SUBJECT- PUNJABI

Punjabi Holiday's Homework for Class 6th

1. ਦੁਰਲੱਭਾ ਲਿਖਣੀ, ਯਾਦ ਰਹੀ ਅਤੇ ਚਾਰਟ ਬਣਾਉਣਾ
2. ਤਿੰਨ, ਚਾਰ ਅੱਖਰਾਂ ਵਾਲੇ 10 ਸ਼ਬਦਾਂ ਦੇ ਅਭਿਆਸ ਅਤੇ ਲਿਖਣਾ
3. ਹਫ਼ਤੇ ਦੇ ਦਿਨਾਂ ਦੇ ਨਾਂ (ਲਿਖਣੇ ਅਤੇ ਯਾਦ ਰਹੇ)
4. ਮਾਸੀਆਂ ਦੇ ਨਾਂ ਲਿਖਣੇ ਅਤੇ ਯਾਦ ਰਹੇ।
5. 5 ਥੋੜੇ ਮੁਸ਼ੱਬ
6. ਲਿੰਗ ਬਦਲੇ, ਵੱਡੇ ਬਦਲੇ (10-10)
7. ਉਮੀਦਾਂ ਮੰਗਤ ਮਾਤਰਾਵਾਂ ਦੇ ਚਾਰਟ ਬਣਾਉ।

SUBJECT- COMPUTER

****1. Introduction to AI (Write-up)****

- * In your own words, write a short paragraph (5-7 lines) on:
 - * What is Artificial Intelligence?
 - * Where do we see AI in daily life? (Give 3 examples)

****2. Fun Activity: AI Around Me****

- * Draw or paste pictures of at least **5 gadgets or apps** that use AI (e.g., Alexa, Google Maps, Face Unlock).
- * Write one sentence about how AI helps in each example.

****3. AI Vocabulary****

- * Match the terms with their meanings:
- * Algorithm
- * Machine Learning
- * Robot
- * Data
- * Chatbot

****4. Story Time****

- * Imagine a world where robots help students in school.
- * Write a short story (100-150 words) describing your day with a robot assistant.

****5. Quiz Yourself!****

- * Create a 5-question quiz on AI. Example:
 - * What does AI stand for?
 - * Name one place where AI is used in transport.

****6. Creative Corner****

- * Design your own robot!
 - * Draw your robot.
 - * Name it.
 - * Mention 2-3 tasks it can do to help you.

SUBJECT- VOCATIONAL EDUCATION

Submission Guidelines:

- 1. Complete all tasks in your WE notebook.**
- 2. For project work, take pictures of the process and submit them along with your completed models.**

Questions:

Q1. Identify Tools and Materials:

Identify common tools and materials used for cultivating plants in a kitchen garden. Draw each tool and material. Write their names and uses. (On A3 Sheets)

Q2. Plant Care and Maintenance:

Write the steps for taking care of plants, including watering, soil preparation, and pest control. Add diagrams or drawings to explain the steps better.

Q3. Visit to the Vegetable Market:

Visit your local vegetable market. Create a list of vegetables you see and note down their names and prices.

Present the list in a tabular format in your notebook.

PROJECT WORK:

1. Vermicompost Project:

Research what vermicompost is and write a short note about it.

Create a small vermicompost setup in a pot or container.

Plant a seed in the compost and observe its growth. Record your observations weekly (use drawings or photos, if possible).

2. Ice Cream Stick Craft:

Using ice cream sticks, create models of various shapes like a plane, house, pen stand, bridge, car, kitchen garden, ladder, or decorative items.

Paint and decorate your models creatively.



SUBJECT- ART EDUCATION

Read the instructions carefully :

- ☐ Preferably Students will use A3 Sheet for PAINTINGS
- ☐ Medium :Student can use any colour medium for paintings.

1) 02 - FILE COVER DESIGNING

Title: "Art: My Voice, My Vision"

*** How to Design the File Cover Creatively:**

- a) Draw a border using sketch pens, colors, or decorative tape.
- b) Add a simple drawing or small artwork that matches your homework theme (e.g., nature, culture, peace, creativity).
- c) Use neat handwriting and center the text properly.
- d) Add small patterns or motifs like leaves, mandala art, geometric shapes, or folk designs.

e) Do not overcrowd the cover with too many elements - keep it clean and artistic.

f) You can also add a short title or quote related to art like:

“Art Speaks Where Words Are Unable to Explain.” etc

2) PAINTING: Students will do any 5 Drawing/paintings from the following topic:

S.No	Topics
1	I AM FIT
2	WOMEN ENPOWERMENT
3	FOLK ART (MADHUBANI/ BHIL ART/ GOND ART/ WARLI ART etc.)
4	ENVIRONMENT & CLIMATE CHANGE
5	INTERNATIONAL YOGA DAY
6	STILL LIFE (OBJECT DRAWING BY PENCIL SHADING)
7	ILLUSTRATE YOUR FAVORITE INDIAN FESTIVAL.
8	DRAW A 4-FRAME STORY WITH DIALOGUE BOXES.
9	DRAW ANY INDIAN MONUMENT WITH A DECORATIVE BORDER.
10	CREATE A DRAWING INSPIRED BY EGYPTIAN OR JAPANESE ART.

3) POSTER DESIGN: Make any 3 Poster from the following topics:

General & Environmental Topics	Health & Hygiene	Social Awareness	Digital & Modern Themes
1. Youth for change 2. Save Earth, Save Life 3. Say No to Plastic 4. Beat the Heat - Save Water 5. Clean India, Green India 6. Go Green - Plant More Trees 7. Reduce, Reuse, Recycle 8. Save Animals, Save Nature 9. Stop Pollution - Start Solution 10. Our Planet, Our Responsibility 11. Rainwater Harvesting	1. Healthy Mind, Healthy Body 2. Say No to Junk Food 3. Personal Hygiene is My Responsibility 4. Fight Germs - Wash Hands 5. Yoga for Youth	1. Education for All 2. Stop Child Labour 3. Say No to Bullying 4. Respect Your Elders 5. Equality for All 6. Unity in Diversity 7. Girl Power - Save the Girl Child 8. Road Safety - Your Life Matters	1. Cyber Safety for Students 2. Power of Social Media 3. Digital India - Smart India 4. AI and the Future of Learning

4) CRAFT WORK :

S.No	Topic
1	MAKE 5- 3D PAPER FLOWER (SIZE 8×8INCH) (ANY COLOUR)
	

SUBJECT- SPORTS

40-Day Physical Activity Plan

Start Date: May 07, 2025

Each week includes 5 active days and 2 lighter/recovery days to promote fitness, skills, and fun.

Week 1: Foundation & Fun

- Day 1: Jump rope, squats, plank core set
- Day 2: Dribbling & passing (soccer or basketball), relay races
- Day 3: Bike ride or jog (20–30 mins), core exercises
- Day 4: Strength circuit: push-ups, wall sits, lunges, balance drills
- Day 5: Obstacle course (home or park), jumping challenges
- Day 6: Light stretching, walking, frisbee
- Day 7: Casual play or active rest

Week 2: Agility & Skills

- Day 1: Ladder or cone drills, shuttle runs
- Day 2: Basketball shooting, jump rope speed challenge
- Day 3: Yoga for kids or teens (20–30 mins)
- Day 4: Strength day: burpees, squats, mountain climbers
- Day 5: Mini-game day: tag, soccer match, basketball 1v1
- Day 6: Recovery walk, foam rolling, creative dance
- Day 7: Light rest

Week 3: Endurance & Sport Focus

- Day 1: Long walk, jog, or swim (30–40 mins)
- Day 2: Team sport skill (volleyball, tennis drills)
- Day 3: Core and balance: plank, bicycle crunches, yoga flow
- Day 4: HIIT workout (5 rounds: 30 sec work / 30 sec rest)
- Day 5: Backyard games, movement scavenger hunt

- Day 6: Stretching, storytelling walk
- Day 7: Puzzle hunt or gentle movement

Week 4: Strength & Confidence

- Day 1: Full-body circuit: push-ups, squats, lunges, planks
- Day 2: Partner drills: mirror game, hand taps, pass & react
- Day 3: Climbing, monkey bars, or hill running
- Day 4: Dance routine or martial arts basics
- Day 5: Challenge: repeat Day 1 and try to beat time or reps
- Day 6: Journaling, yoga
- Day 7: Catch or walk

Week 5: Power & Play

- Day 1: Plyometric fun: jump squats, box jumps, skipping
- Day 2: Target sports (throwing, frisbee accuracy)
- Day 3: Sport scrimmage or skill showcase
- Day 4: Strength + agility combo: ladder drills, wall sit, lunges
- Day 5: Create-your-own obstacle course
- Day 6: Recovery walk, breathing exercise
- Day 7: Fun trivia movement

Week 6: Finish Strong!

- Day 1: Cardio circuit (jump rope, high knees, sprints)
- Day 2: Sport of choice day (kid picks favorite)
- Day 3: Final fitness test (compare to Week 1)
- Day 4: Dance, yoga, or mindful movement
- Day 5: Celebration game day or family hike/sports

-----*END*-----