

सहायक अध्ययन सामग्री संगणक विज्ञान



Credits

Study Material Computer Science Class XII | 2023-24



OUR PATRON

**Deputy Commissioner
KVS , Regional Office , Kolkata**

Honourable Y. Arun Kumar

Guiding Force

Mr. Sanjib Sinha , Assistant Commissioner, KVS Kolkata Region

Mr. C. Vijaya Ratnam, Assistant Commissioner, KVS Kolkata Region

Mr. Dibakara Bhoi, Assistant Commissioner, KVS Kolkata Region

Mr. Amit Baidya , Assistant Commissioner, KVS Kolkata Region

Coordinated By

Mrs. Sabiha Shahin , Principal , KV No. 2 Kanchrapara

Resource Persons

Mr. Kamal Kant Gupta, PGT (Comp. Sc.) , KV Tarkeshwar

&

Mr. Aftab Alam Shahnawaz , PGT(Comp. Sc.) , KV No. 2 Kanchrapara

CONTENTS :

Unit	Title	Page #
01	PYTHON REVISION TOUR	04
02	EXCEPTION HANDLING IN PYTHON	11
03	FUNCTIONS	19
04	DATA FILE HANDLING	27
05	DATA STRUCTURES	42
06	COMPUTER NETWORKS & COMMUNICATION	50
07	DATABASE CONCEPTS & SQL	88
08	MYSQL – PYTHON CONNECTIVITY	112

UNIT -1 : PYTHON REVISION TOUR

1. Introduction to Python:

- Python Language: High-level, interpreted programming language known for its simplicity and readability.
- Usage: Widely used in web development, data analysis, artificial intelligence, scientific computing, and more.
- Easy to Learn: Simple and clean syntax makes it beginner-friendly.
- Interpreted Language: Code is executed line by line, aiding in debugging.

2. Variables and Data Types:

- Variables: Containers for storing data values. No need to declare data type explicitly.
- Data Types: Include integers, floats, strings, and Booleans.
- Example: `num = 10, price = 25.5, name = "Python", is_valid = True`

3. Operators:

- **Arithmetic Operators:** Perform basic math operations (+, -, *, /, %).
- **Comparison Operators:** Compare values (==, !=, <, >, <=, >=).
- **Logical Operators:** Combine conditions (and, or, not).

4. Control Structures:

- **Conditional Statements:** Make decisions in code (if, elif, else).

- Example:

if condition:

 # Code block executed if condition is true

elif another_condition:

 # Executed if the first condition is false and this condition is true

else:

 # Executed if no condition is true

- **Loops: Repeat code blocks (for, while).**

- Example (for loop):

for item in list:

Code block executed for each item in the list

- **Loop Control Statements:** Modify loop behavior (break, continue).

5. Lists, Tuples, and Dictionaries:

- Lists: Ordered, mutable collections of items. Accessed by index.

- Example: `my_list = [1, 2, 3, 4]`

- Tuples: Ordered, immutable collections of items.

-Example: `my_tuple = (1, 2, 3, 4)`

- Dictionaries: Unordered collections of key-value pairs.

- Example: `my_dict = {"key": "value", "name": "Python"}`

6. Libraries and Modules:

- Libraries: Pre-written code offering ready-to-use functions and classes.

- Modules: Python files containing functions, classes, and variables.

- Importing: Use ``import`` keyword to include libraries/modules in your code.

- Example: `import math` or `from math import sqrt`

Check Your Progress :

Multiple Choice Questions:

1. The numbered position of a letter in a string is called _____.

(a) position (b)integer position (c)index (d)location

Ans. – (c)

2. What datatype is the object below?

`L = [1, 23, 'hello', 1]`

(a)list (b)dictionary (c)array (d)tuple

Ans. – (a)

3. To store terms in terms of keys and values, what core data type does python provide ?

(a)list (b)tuple (c) class (d) dictionary

Ans. – (d)

4. What is the value of the following expression?

`3+3.00, 3 ** 3.0`

- (a) (6.0, 27.0) (b) (6.0, 9.00) (c) (6, 27) (d) [6.0, 27.0] (e) [6, 27]

Ans. – (a)

5. List AL is defined as follows : AL = [1,2,3,4,5]

Which of the following statement remove the middle element 3 from it so that the list AL equals [1,2,4,5]

- (a) del a[2] (b) a[2:3] = [] (c) a[2:2] = [] (d) a[2] = [] (e) a.remove(3)

Ans. – (a, b, e)

6. Which two lines of code are valid string in python ?

- (a) This is string (b) 'This is string' (c) (This is string) (d) "This is string"

Ans. – (b, d)

7. You have the following code segment :

```
String1 = "my"  
String2 = "work"  
Print (string1 + string2)
```

What is the output of this code

- (a) my work (b) work (c) mywork (d) my

Ans. – (c)

8. You have the following code segment :

```
String1 = "my"  
String2 = "work"  
Print (string1 + string2.upper())
```

What is the output of this code

- (a) mywork (b) MY Work (c) myWORK (d) My Work

Ans. – (c)

9. Which line of code produces an error?

- (a) "one" + 'two' (b) 1+2 (c) "one" + "2" (d) '1'+2

Ans. – (a)

10. Which line of code will cause an error ?

1. num= [5,4,3,[2],1]
2. print (num[0])
3. print (num[3][0])
4. print (num[5])

- (a) Line 3 (b) Line 2 (c) Line 4 (d) Line 1

Ans. – (c)

11. Which is the correct form of declaration of dictionary ?

- (a) Day = {1: 'Monday', 2: 'Tuesday', 3: 'Wednesday'}
- (b) Day = {1; 'Monday' ,2; 'Tuesday', 3; 'Wednesday' }

- (c) Day = [1: 'Monday', 2: 'Tuesday', 3: 'Wednesday']
(d) Day = {1 'Monday', 2 'Tuesday', 3 'Wednesday' }
Ans. – (a)

Assertion - Reasoning Based Questions:

1. **Assertion(A)** : If the arguments in function called statement match the number and order of argument as defined in the function definition, such argument are called positional arguments.

Reasoning(R):During a function called, the argument list first contain default arguments followed by positional arguments.

Mark the correct choice as :

- (a) Both A and R are true and R is the correct explanation of A.
(b) Both A and R are true and R is not the correct explanation for A.
(c) A is True but R is False.
(d) A is False but R is True.

Ans : (c)

True/False Questions:

1. A dictionary can contain keys of any valid Python types.
2. For any index n, s[:n] + s[n:] will give you original string s.
3. A list of character is similar to a string type.
4. The max() and min() when used with tuples can work if elements of the tuple are all of the same type.

SHORT ANSWER QUESTIONS Consisting 02 Marks each:

Q1. What is the output of the following code fragment?

```
(i) def increment (n):  
        n.append([4])  
        return n  
  
L= [1, 2, 3]  
M= increment (L)  
  
print (L, M)
```

Q2. What is the output of the following code fragment?

```
def increment (n):  
        n.append([49])
```

```

        return n[0], n[1], n[2], n[3]
L=[23,35,47]
m1, m2, m3, m4 = increment (L)
print(L)
print (m1, m2, m3, m4)
print (L[3] == m4)

```

Q3. Find and write the output of the following python code :

```

x = "klmnopqrst"
i= "k"
while i in x :
    print ( i, end = " ")

```

Q4. Predict the output of the following code fragment:

```

Values = [ ]
for i in range (1,4):
    values. append(i)
    print (values)

```

Q5. What will be the output of the following code snippet ?

```

dc1 = { }
dc[1] = 1
dc['1'] = 2
dc1[1.0] = 4
sum = 0
for k in dc1 :
    sum += dc1[k]
print (sum)

```

Q6. Predict the output of the Python code given below:

```

tuple1 = (11, 22, 33, 44, 55 ,66)
list1 =list(tuple1)
new_list = [ ]
for i in list1:
    if i%2==0:

```



```
new_list.append(i)
new_tuple = tuple(new_list)
print(new_tuple)
```

Short Answer Questions (Consisting 03 Marks each) :

Q1. What is the output of following code fragments ?

[3]

```
def increment(n):
    n.append([49])
    return n[0],n[1],n[2],n[3]
```

```
L= [1,2,3]
m1, m2, m3, m4 = increment (L)
print(L)
print(m1, m2, m3, m4)
print(L[3] == m4)
```

Q2. Find the output of the following python program :

```
country = { }
fl = [ 'India', 'Russia', 'india', 'Russia' ]
for index in fl:
    if index in country:
        country[index] +=1
    else :
        country[index]=1
print(country)
print( len (country))
```

Q3. Write a python program using function NOVOWEL (N) which accepts a list of strings as arguments N and appends all words of the strings which have no vowels in it, into a new list named NV. The main program will receive the list of words from user, and send the list through calling function NOVOWEL().

For Example:

Suppose the list of string accepted by N are :

```
['DRY', 'LIKE', 'RHYTHM', 'WORK', 'GYM']
```

Then the new list NV should store:

```
['DRY', 'RHYTHM', 'GYM']
```

Q4. Predict the output of the following code :

```
fruit = { }  
f1 = ['Apple', 'Banana', 'apple', 'Banana']  
for index in f1 :  
    if index in fruit :  
        fruit [index] += 1  
    else:  
        fruit [index] = 1  
    print (fruit)  
print (len(fruit))
```

Q5. Write the appropriate list method to perform the following task:

- (a) Delete a given element from the list.
- (b) Delete 3rd element from the list.
- (c) Add an element in the end of the list.
- (d) Add an element in the beginning of the list.
- (e) Add elements of a list in the end of a list.

Q6. What will be the output of the following code snippet:

```
my_dict = { }  
my_dict [(1,2,4)] = 8  
my_dict [(4,2,1)] = 10  
my_dict [(1,2)] = 12  
sum = 0  
for k in my_dict:  
    sum += my_dict[k]  
print (sum)  
print (my_dict)
```

Q7. What are data types ? What are Python's built-in core data types?

Q8. What are immutable and mutable types? List immutable and mutable types of Python?

Q9. Following code is trying to create a tuple with a single item. But when we try to obtain the length of the tuple is, Python gives error. Why ? What is solution?

```
>>> t=(6)
```

```
>>> len(t)
```

```
Traceback (most recent call last):
```

```
File "<pyshell#3>", line 1, in <module>
```

```
len(t)
```

```
TypeError: object of type 'int' has no len()
```

Q10. How are dictionaries different from list?

CASE STUDY BASED QUESTION:

Q. Predict the output of the code given below:

```
s="welcome2cs"
```

```
n = len(s)
```

```
m="" for i in range(0, n):
```

```
    if (s[i] >= 'a' and s[i] <= 'm'):
```

```
        m = m +s[i].upper()
```

```
    elif (s[i] >= 'n' and s[i] <= 'z'):
```

```
        m = m +s[i-1]
```

```
    elif (s[i].isupper()):
```

```
        m = m + s[i].lower()
```

```
    else:
```

```
        m = m +'&' print(m)
```

UNIT -2 : EXCEPTION HANDLING

Introduction to Exception Handling

Exception handling is a crucial aspect of programming, aimed at gracefully managing and recovering from unexpected errors that can occur during program execution. Errors can range from simple typos to more complex issues like division by zero or attempting to access a non-existent file. Python provides a robust mechanism for handling exceptions to prevent program crashes and improve code reliability.

Handling Exceptions Using Try-Except Blocks

The fundamental construct for handling exceptions in Python is the `try-except` block. It allows you to define a section of code (the "try" block) where you anticipate exceptions might occur. If an exception occurs within the "try" block, Python immediately jumps to the associated "except" block, where you can define how to handle the exception.

Here's **the syntax** for a basic `try-except` block:

```
try:  
    # Code that may raise an exception  
  
except ExceptionType:  
    # Code to handle the exception
```

- `try`: This block contains the code that might raise an exception.

- `except ExceptionType`: If an exception of the specified type occurs in the "try" block, the code within the "except" block will execute to handle the exception.

Example 1: Handling Division by Zero

```
try:  
    numerator = 10  
    denominator = 0  
    result = numerator / denominator # This may raise a ZeroDivisionError  
except ZeroDivisionError:  
    print("Error: Division by zero.")
```

Example 2: Handling File Not Found

```
try:  
    file = open("non_existent_file.txt", "r") # This may raise a FileNotFoundError
```

```
except FileNotFoundError:  
    print("Error: File not found.")
```

The `finally` Block

In addition to `try` and `except`, you can include a `finally` block. Code within the `finally` block always executes, regardless of whether an exception was raised or not. It is commonly used to perform cleanup operations, such as closing files or network connections.

```
try:  
    # Code that may raise exceptions  
except ExceptionType:  
    # Handle the exception  
finally:  
    # Code that always executes
```

Example: Using `finally`

```
try:  
    file = open("sample.txt", "r")  
    content = file.read()  
except FileNotFoundError:  
    print("Error: File not found.")  
finally:  
    file.close() # Close the file, even if an exception occurred or not.
```

Multiple Choice Questions (MCQ)

1. Which of the following is the primary purpose of exception handling in programming?
 - A. To intentionally crash the program
 - B. To ignore errors and continue program execution
 - C. To gracefully manage and recover from unexpected errors
 - D. To create errors for testing purposes

Answer: C

2. What is the primary role of the `try` block in a try-except construct?
 - A. To execute code that may raise an exception
 - B. To handle exceptions

- C. To indicate the end of the try-except construct
- D. To prevent exceptions from occurring

Answer: A

3. In a try-except block, if an exception occurs, which block is executed?

- A. The try block
- B. The except block
- C. Both try and except blocks simultaneous
- D. None of the above

Answer: B

4. What is the purpose of the `finally` block in exception handling?

- A. To specify the types of exceptions to catch
- B. To execute code regardless of whether an exception occurred or not
- C. To create custom exceptions
- D. To prevent exceptions from propagating

Answer: B

5. Which keyword is used to specify the type of exception to catch in an except block?

- A. `catch`
- B. `try`
- C. `except`
- D. `handle`

Answer: C

6. In a try-except block with multiple except blocks, which block will be executed if an exception matches multiple except blocks?

- A. The first matching except block encountered from top to bottom
- B. All matching except blocks simultaneously
- C. The last matching except block encountered from top to bottom
- D. None of the above

Answer: A

7. What type of error does a `ValueError` exception typically represent in Python?

- A. A network-related error
- B. A division by zero error
- C. An error related to invalid data conversion.
- D. A file handling error

Answer: C

8. Which exception is raised when attempting to access a non-existent file?

- A. FileNotFoundError
- B. FileNotAccessibleError
- C. NonExistentFileError
- D. InvalidFileAccessError

Answer: A

9. What is the main purpose of using a `try-except-finally` construct?

- A. To create custom exceptions
- B. To ensure that no exceptions are raised
- C. To gracefully manage exceptions and execute cleanup code
- D. To replace if-else statements

Answer: C

10. What happens if an exception is raised in the `finally` block?

- A. The program crashes
- B. The exception is caught and handled by the `except` block
- C. The program continues executing normally
- D. The `finally` block cannot raise exceptions

Answer: A

Assertion Reason Questions

Choose any one from :

- A. Both assertion and reason are true, and the reason is the correct explanation of the assertion.
- B. Both assertion and reason are true, but the reason is not the correct explanation of the assertion.
- C. Assertion is true, but the reason is false.
- D. Assertion is false, but the reason is true.

11. **Assertion:** Exception handling in programming is primarily used to ignore errors.

Reason: Exceptions can be safely ignored without any impact on program execution.

Answer: C

12. **Assertion:** The `try` block is optional in a try-except construct.

Reason: You can have an `except` block without a corresponding `try` block.

Answer: D

13. **Assertion:** The `finally` block is executed only if an exception occurs in the `try` block.

Reason: The `finally` block is used exclusively for handling exceptions.

Answer: B

14. **Assertion:** In a try-except block, multiple except blocks can be executed simultaneously.

Reason: Multiple exceptions can occur simultaneously in a try-except block.

Answer: A

15. **Assertion:** The `finally` block is used to prevent exceptions from occurring.

Reason: The `finally` block ensures that no exceptions can be raised in the associated code.

Answer: B

True/False Questions

16. True or False: The primary purpose of exception handling is to prevent any errors from occurring in a program. (False)

17. True or False: The `finally` block is optional in a try-except construct. (True)

18. True or False: You can handle multiple exceptions using a single `except` block. (False)

19. True or False: The `finally` block is commonly used to perform cleanup operations. (True)

20. True or False: The `finally` block can be omitted in a try-except-finally construct. (True)

Short Answer Questions (SA-1)

21. Explain the primary purpose of exception handling in programming.

Answer: Exception handling in programming is primarily used to gracefully manage and recover from unexpected errors that may occur during program execution. It prevents program crashes and enhances code reliability.

22. Describe the role of the `try` block in a try-except construct.

Answer: The `try` block in a try-except construct is used to enclose the code that may raise an exception. It is where the program attempts to execute potentially error-prone code.

23. Why is the `finally` block used in exception handling, and what type of code is typically placed in it?

Answer: The `finally` block in exception handling is used to specify code that should execute regardless of whether an exception occurred or not. It is typically used for cleanup operations, such as closing files or releasing resources.

24. Differentiate between a `try-except` block and a `try-except-finally` block.

Answer: A `try-except` block handles exceptions by catching and handling specific errors but does not guarantee that certain cleanup operations will be performed. A `try-except-finally` block, on the other hand, ensures that the code within the `finally` block executes, making it suitable for cleanup operations.

25. Can you provide an example of when it is appropriate to use multiple `except` blocks within a single `try` block?

Answer: Multiple `except` blocks are appropriate when different types of exceptions can occur within the same `try` block, and you want to handle them differently. For instance, you might handle a `ValueError` differently from a `TypeError`.

Short Answer Questions (SA-2)

26. Write a Python code snippet that demonstrates the use of a `try-except` block to handle the following scenario: Attempting to open a file named "data.txt" and handling the `FileNotFoundError` by printing an error message.

Answer:

```
try:
    file = open("data.txt", "r")
except FileNotFoundError:
    print("Error: File not found.")
```

27. Explain the purpose of using multiple `except` blocks within a single `try` block.

Answer: Multiple `except` blocks are used to handle different types of exceptions that may occur within the same `try` block. This allows you to provide specific error-handling code for each type of exception.

28. Describe the sequence of execution in a `try-except-finally` block when an exception occurs in the `try` block.

Answer: When an exception occurs in the `try` block of a `try-except-finally` construct, the program jumps to the corresponding `except` block (if matching) to handle the exception. After the `except` block executes (or if there's no exception), the `finally` block is executed.

29. Can you provide an example of using the `finally` block to ensure proper resource cleanup? Explain why it is important.

Answer:

```
try:
    file = open("sample.txt", "r")
    content = file.read()
except FileNotFoundError:
    print("Error: File not found.")
finally:
    file.close() # Ensures that the file is always closed, even if an exception occurs.
```

It is important to close the file properly to release resources and avoid potential issues, such as data corruption.

30. Explain the key benefit of using exception handling in programming and provide an example of when it can be particularly useful.

Answer: The key benefit of using exception handling is to gracefully manage errors, preventing program crashes and improving code reliability. For example, when reading user input, exception handling can prevent the program from crashing due to invalid input, allowing it to recover and prompt the user for valid input instead.

Case-Based Questions

Case 1:

You are developing a banking application where users can withdraw money from their accounts. Implement a try-except block to handle the scenario when a user tries to withdraw more money than their account balance. Provide the code for the try-except block and explain how it works.

Answer:

```
try:
    withdrawal_amount = float(input("Enter withdrawal amount: "))
    account_balance = 1000.0 # Assume initial balance
    if withdrawal_amount > account_balance:
        raise ValueError("Insufficient balance")
    else:
        account_balance -= withdrawal_amount
        print(f"Withdrawal successful. New balance: {account_balance}")
except ValueError as e:
    print(f"Error: {e}")
```

In this case, the try-except block attempts to withdraw money from the account. If the withdrawal amount exceeds the account balance, a `ValueError` exception is raised with the message "Insufficient balance," which is caught and handled by the except block.

Case 2:

You are writing code to read data from a user-provided file. Implement a try-except-finally block to handle the following scenarios: opening the file, reading its contents, and closing the file. Provide the code and explain how it ensures proper resource management.

Answer:

```
try:
    file = open("user_file.txt", "r") # Try to open the file
    data = file.read()             # Try to read the file contents
except FileNotFoundError:
    print("Error: File not found.")
except IOError:
    print("Error: Could not read the file.")
finally:
    try:
        file.close() # Attempt to close the file, even if an exception occurred
    except NameError:
        pass        # Handle the case where 'file' was never opened
# Continue processing data if the file was successfully opened and read
if "data" in locals():
    print("Data read successfully:")
    print(data)
```

In this case, the try-except-finally block attempts to open the file, read its contents, and close the file. The `finally` block ensures that the file is closed properly, even if an exception occurred during opening or reading. If the file was successfully opened and read, the data is processed further.

UNIT -3 : FUNCTIONS IN PYTHON

Introduction to Functions

A function is a block of organized, reusable code that performs a specific task. In Python, functions are essential for modularity and code reusability. In this study material, we will cover various aspects of functions, including types of functions, creating user-defined functions, handling arguments and parameters, default parameters, positional parameters, functions returning values, the flow of execution, and the scope of variables.

Types of Functions

1. Built-in Functions

Built-in functions are pre-defined functions provided by Python. These functions are readily available for use without the need for additional coding. Examples include `print()`, `len()`, `max()`, and `abs()`.

2. Functions Defined in Modules

Python modules are libraries of code containing functions and variables. You can use these functions by importing the respective module.

For example, the `'math'` module contains mathematical functions like `'sqrt()'` and `'sin()'`.

3. User-Defined Functions

User-defined functions are functions created by the programmer to perform specific tasks. These functions enhance code reusability and readability.

You can define your own functions using the `'def'` keyword.

Creating User-Defined Functions

To create a user-defined function, use the following syntax:

Python Code Syntax

```
def function_name(parameters):  
    # Function body  
    # Code to perform a specific task  
    return result
```

Arguments and Parameters

- **Parameters:** These are placeholders in the function definition. Parameters act as input variables and are used within the function.

- **Arguments:** These are the actual values passed to a function when it's called. Arguments are used to supply data to the function.

Default Parameters

You can provide default values for parameters in a function. If an argument is not provided when calling the function, it will use the default value specified in the function definition.

```
#Code example :  
def greet(name="Guest"):  
    print(f"Hello, {name}!")
```

Positional Parameters

Positional parameters are matched to arguments based on their position. The order in which you pass arguments matters. For example, in `my_function(a, b)`, `a` corresponds to the first argument, and `b` corresponds to the second.

Function Returning Values

Functions can return values using the `return` statement. The returned value can be used in the calling code.

```
# Code example :  
def add(a, b):  
    return a + b  
  
result = add(3, 4) # result will be 7
```

Flow of Execution

When a program calls a function, it transfers control to the function. After the function completes its task or reaches a `return` statement, control returns to the calling code.

Scope of a Variable

Global Scope

Variables defined outside of any function have global scope. They can be accessed from any part of the code, both inside and outside functions. To access a global variable in a local scope we use the keyword `'global'`

Local Scope

Variables defined inside a function have local scope. They are only accessible within that function. Local variables are created when the function is called and destroyed when it exits.

- Example:

```
global_var = 10 # Global variable  
def some_function():  
    local_var = 5 # Local variable  
    global var  
    global_var = 25 # accessing the global variable var and assigning it with  
                        # value 25
```

Check Your Progress :

Multiple Choice Questions (MCQ)

1. Which type of function is the `print()` function in Python?

A. Built-in function

B. User-defined function

C. Module function

D. None of the above

Answer: A

2. What is the primary purpose of user-defined functions in Python?

A. Enhance code readability

B. Reduce code complexity

C. Promote code reusability

D. All of the above

Answer: D

3. Which keyword is used to define a function in Python?

A. define

B. function

C. def

D. define_function

Answer: C

4. What is the role of parameters in a function?

A. They store the function's return value.

B. They hold data that can be accessed from outside the function.

C. They act as placeholders for input values.

D. They determine the function's name.

Answer: C

5. Which of the following is an example of a default parameter in a function?

A. `def greet(name="Guest")`

B. `def greet(name)`

C. `def greet(name, default="Guest")`

D. `def greet()`

Answer: A

6. When using positional parameters in a function, how are arguments matched to parameters?

A. Based on alphabetical order

B. Based on their names

C. Based on their positions

D. Randomly

Answer: C

7. What keyword is used to return a value from a function?

A. return

B. value

C. result

D. yield

Answer: A

8. In Python, what happens when a function is called?

- A. Control moves to the next line in the function.
- B. Control moves to the function's definition.
- C. Control is transferred to the function and executes its code.
- D. Control is transferred to the main program.

Answer: C

9. What is the scope of a variable defined outside of any function?

- A. Global scope
- B. Local scope
- C. Module scope
- D. Function scope

Answer: A

10. Variables defined inside a function have which scope?

- A. Global scope
- B. Local scope
- C. Module scope
- D. Function scope

Answer: B

Assertion Reason Questions

Choose any one from :

A. Both assertion and reason are true, and the reason is the correct explanation of the assertion.

B. Both assertion and reason are true, but the reason is not the correct explanation of the assertion.

C. Assertion is true, but the reason is false.

D. Assertion is false, but the reason is true.

11. **Assertion:** User-defined functions enhance code reusability.

Reason: They allow you to define your own keywords in Python.

Answer: A

12. **Assertion:** Default parameters in Python functions are mandatory.

Reason: Default parameters are automatically provided when you call a function.

Answer: B

13. **Assertion:** Variables defined inside a function can be accessed from outside that function.

Reason: Local variables have module-level scope.

Answer: C

14. **Assertion:** Python's `print()` function is a user-defined function.

Reason: User-defined functions are created using the `print` keyword.

Answer: D

15. **Assertion:** The primary purpose of default parameters is to restrict the values that can be passed to a function.

Reason: Default parameters allow you to specify a value that is used when an argument is not provided.

Answer: B

True/False Questions

16. True or False: Python's built-in functions are predefined and don't require additional coding. (True)

17. True or False: User-defined functions cannot have default parameters. (False)

18. True or False: Positional parameters in a function are matched to arguments based on their names. (False)

19. True or False: Local variables defined inside a function have global scope. (False)

20. True or False: A function can return multiple values in Python. (True)

Short Answer Questions (SA-1)

21. Explain the role of parameters in a Python function.

Answer: Parameters are placeholders in a function's definition used to receive input data. They allow functions to work with different values each time they are called.

22. Provide an example of a user-defined function with default parameters and explain its use.

Answer: `def greet(name="Guest"):` is an example. It greets a person by name, defaulting to "Guest" if no name is provided.

23. How does Python match arguments to positional parameters in a function?

Answer: Python matches arguments to positional parameters based on their order of appearance. The first argument corresponds to the first parameter, the second to the second, and so on.

24. What is the purpose of the `return` statement in a Python function?

Answer: The `return` statement is used to send a value back from a function to the calling code. It is used to return the result of a computation or an operation.

25. Explain the concept of variable scope in Python, specifically the difference between global and local scope.

Answer: Variable scope refers to where a variable can be accessed. In Python, variables defined outside any function have global scope and can be accessed from anywhere. Variables defined inside a function have local scope and can only be accessed within that function.

Short Answer Questions (SA-2)

26. Write a Python function to calculate the factorial of a number and explain how it works.

```
def factorial(n) :  
    f = 1  
    for n in range(1,n+1):  
        f*=n  
    return f
```

This function calculates the factorial of a number `n` by repeatedly multiplying `n` with the previous iteration value of n in the loop

27. Explain the difference between keyword arguments and positional arguments in Python functions.

Answer: Keyword arguments are passed with the parameter name, like `function_name(param_name=value)`, allowing you to specify which argument corresponds to which parameter. Positional arguments are passed based on their order.

28. Describe the process of variable shadowing in Python and provide an example.

Answer: Variable shadowing occurs when a local variable in a function has the same name as a global variable, causing the local variable to "shadow" the global one within that function's scope. For example:

#code example

```
x = 10
```

```
def my_function():
```

```
    x = 5
```

```
    print(x)
```

```
my_function() # Output: 5
```

```
print(x)     # Output: 10
```

Inside `my_function`, the local `x` shadows the global `x`.

29. What is the purpose of using the `global` keyword in Python? Provide an example.

Answer: The `global` keyword is used to indicate that a variable inside a function should refer to the global variable with the same name. Example:

#code example

```
x = 10
def modify_global():
    global x
    x += 5

modify_global()
print(x) # Output: 15
```

Case-Based Questions

Case 1:

You are working on a project where you need to calculate the average of test scores for a class. You have decided to use a Python function to perform this task. Write a user-defined function to calculate the average and explain how you would call this function to find the average of five test scores.

Answer:

```
# Python code example
def calculate_average(test_scores):
    total = sum(test_scores)
    average = total / len(test_scores)
    return average

scores = [85, 90, 78, 92, 88]
class_average = calculate_average(scores)
print(f"The average test score is {class_average}")
```

In this case, we define the `calculate_average` function that takes a list of test scores as a parameter, calculates the total, and then returns the average. We call this function with a list of five test scores and print the result.

Case 2:

You are designing a program to manage a library. You want to keep track of the total number of books available globally and within each library branch. Explain how you would use global and local variables to achieve this.

Answer:

You can use global variables to keep track of the total number of books available globally across all branches of the library. Additionally, you can use local variables within each branch's functions to keep track of the number of books available at each branch. Here's an example:

```
#Python code

total_books = 0 # Global variable to track total books across all branches

def add_books(branch, quantity):

    global total_books # Access the global variable
    total_books += quantity # Update the global count
    branch_books = quantity # Local variable for the specific branch
    return branch_books

def remove_books(branch, quantity):

    global total_books # Access the global variable
    total_books -= quantity # Update the global count
    branch_books = quantity # Local variable for the specific branch
    return branch_books

# Example usage:

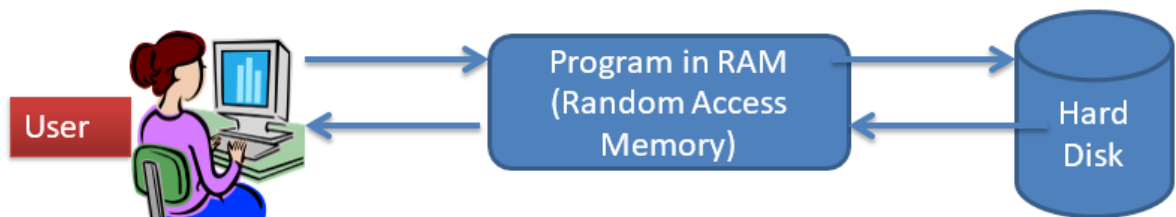
branch1_books = add_books("Branch 1", 50)
branch2_books = add_books("Branch 2", 30)
branch1_books_removed = remove_books("Branch 1", 10)

print(f"Total books across all branches: {total_books}")
print(f"Branch 1 books: {branch1_books}")
print(f"Branch 2 books: {branch2_books}")
print(f"Branch 1 books after removal: {branch1_books - branch1_books_removed}")
```

In this case, the global variable `total_books` keeps track of the total number of books in all branches, while local variables within each branch's functions (e.g., `branch_books`) keep track of the number of books at each branch. This allows you to manage the library's inventory effectively.

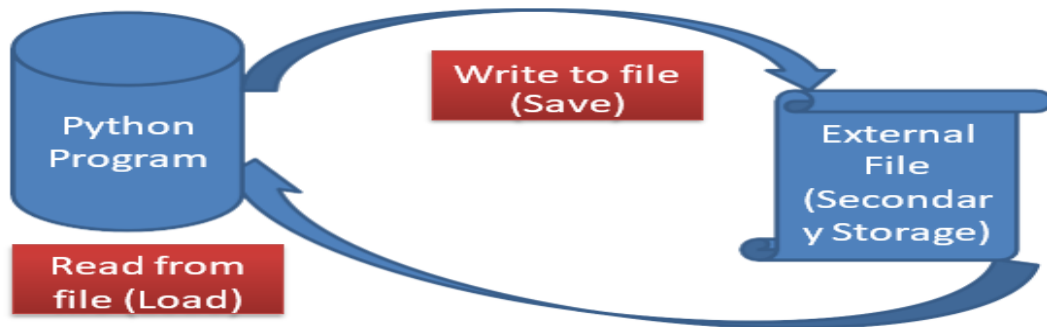
UNIT -4 : DATA FILE HANDLING

- We have seen yet only the transient programs. The programs which run for a short period of time and give some output and after that their data is disappeared. And when we again run those programs then we have to use new data.
- This is because the data is entered in primary memory which is temporary memory and its data is volatile.
- Those programs which are persistent i.e. they are always in running or run for a long time then their data is stored in permanent storage (e.g. harddisk) . If the program is closed or restarted then the data used will be retrieved.
- For this purpose the program should have the capability to read or write the text files or data files. These files can be saved in permanent storage.
- The meaning of File I/O (input-output) is to transfer the data from Primary memory to secondary memory and vice-versa.



Why the Files are used?

- The data stored with in a file is known as persistent data because this data is permanently stored in the system.
- Python provides reading and writing capability of data files.
- We save the data in the files for further use.
- As you save your data in files using word, excel etc. same thing we can do with python.
- “A File is a collection of characters in which we can perform readand write functions. And also we can save it in secondary storage.”



Basic File Types

Text File: A text file is a sequence of lines and each line is a sequence of characters and this file is saved in a permanent storage device. Although in Python the default character coding is ASCII but by using the constant 'U' this can be converted into UNICODE. In a Text File each line terminates with a special character which is EOL (End Of Line). These are in human-readable form and these can be created using any text editor.

Binary File: Binary files are used to store binary data such as images, videos, audio, etc. Generally, numbers are stored in binary files. In a binary file, there is no delimiter to end a line. Since they are directly in the form of binary, hence there is no need to translate them. That's why these files are easy and fast in working.

Opening & Closing Files

- We need a *file variable* or *file handle* to work with files in Python.
- This file object can be created by using `open()` function or `file()` function.
- `Open()` function creates a file object, which is used later to access the file using the functions related to file manipulation.
- Its syntax is following -

`<file_object> = open(<file_name>, <access_mode>)`

or

`<file_object> = file(<file_name>, <access_mode>)`

File accessing modes

- > **read(r)** : To read a file
- > **write(w)** : To write into a file
- > **append(a)** : To write at the end of the file

Mode	Description
r	To read the file which is already existing.
rb	Read Only in binary format.
r+	To Read and write but the file pointer will be at the beginning of the file.
rb+	To Read and write binary file. But the file pointer will be at the beginning of the file.

w	Only writing mode, if file is existing the old file will be overwritten else the newfile will be created.
wb	Binary file only in writing mode, if file is existing the old file will be overwrittenelse the new file will be created.
wb+	Binary file only in reading and writing mode, if file is existing the old file will be overwritten else the new file will be created.
a	Append mode. The file pointer will be at the end of the file.
ab	Append mode in binary file. The file pointer will be at the end of the file.
a+	Appending and reading if the file is existing then file pointer will be at the endof the file else new file will be created for reading and writing.
ab+	Appending and reading in binary file if the file is existing then file pointer willbe at the end of the file else new file will be created for reading and writing.

Opening a File Using the `with` Clause

In Python, file handling is a fundamental aspect of programming. You can work with files for various purposes, such as reading data, writing data, and appending to existing files. A common practice when working with files is to use the `with` clause, which simplifies file handling by automatically managing resources and ensuring that the file is properly closed when you are done with it.

Here's how to open a file using the `with` clause:

Syntax :

```
with open("filename.txt", "mode") as file:
    # Code to work with the file
```

- `"filename.txt"` is the name of the file you want to open.
- `"mode"` specifies the mode in which you want to open the file, such as `"r"` for reading, `"w"` for writing, or `"a"` for appending.

Writing and Appending Data to a Text File

a) Writing Data to a File

To write data to a text file, you can use the `write()` method. It allows you to write a single string to the file. If the file doesn't exist, it will be created. If it does exist, the previous content will be overwritten.

Example Code :

with open("example.txt", "w") as file:

file.write("This is a line of text.\n")

b) Appending Data to a File

To append data to an existing text file, you can use the `write()` method in append mode ("a"). This will add the new data to the end of the file without overwriting the existing content.

Example Code :

with open("example.txt", "a") as file:

file.write("This is another line of text.\n")

Reading from a Text File

a) Reading the Entire File

To read the entire contents of a text file, you can use the `read()` method. It returns the file's content as a string.

Code Example:

with open("example.txt", "r") as file:

content = file.read()

print(content)

b) Reading a Single Line

To read a single line from a text file, you can use the `readline()` method. It reads and returns a single line from the file.

Example Code :

with open("example.txt", "r") as file:

line = file.readline()

print(line)

c) Reading All Lines

To read all lines of a text file into a list, you can use the `readlines()` method. Each line is stored as an element in the list.

Example Code :

with open("example.txt", "r") as file:

lines = file.readlines()

for line in lines:

print(line)

Seek and Tell Methods

- The `seek()` method is used to move the file's cursor to a specified position within the file. This is helpful when you want to read or write data from a specific location.

Example Code :

with open("example.txt", "r") as file:

file.seek(5) # Move to the 6th character

content = file.read()

print(content)

- The `tell()` method is used to determine the current position of the file's cursor. It returns the current file pointer's position.

Example Code

with open("example.txt", "r") as file:

file.read(10) # Read the first 10 characters

position = file.tell()

print("Current position:", position)

Binary File Handling

Binary files are stored in terms of bytes (0s and 1s), but unlike text files, these bytes do not represent the ASCII values of characters. Rather, they represent the actual content such as image, audio, video, compressed versions of other files, executable files, etc. These files are not human readable. Thus, trying to open a binary file using a text editor will show some garbage values. We need specific software to read or write the contents of a binary file. Binary files are stored in a computer in a sequence of bytes. Even a single bit change can corrupt the file and make it unreadable to the supporting application. Also, it is difficult to remove any error which may occur in the binary file as the stored contents are not human readable. We can read and write both text and binary files through Python programs.

The tell() Function

The `tell()` method of python tells us the current position within the file.

The seek() Function

The `seek(offset, from)` method changes the current file position. If from is 0, the beginning of the file to seek. If it is set to 1, the current position is used. If it is set to 2 then the end of the file would be taken as seek position. The offset argument indicates the number of bytes to be

moved.

Example Code :

```
f = open("a.dat", 'wb')
line = 'G20 Presidency\nOne Earth, One Family, One Future'
f.write(line)
f.close()
f = open("a.txt", 'rb+')
print(f.tell())
print(f.read(7)) # read seven characters
print(f.tell())
print(f.read())
print(f.tell())
f.seek(9,0) # moves to 9 position from beginning
print(f.read(5))
f.seek(4, 1) # moves to 4 position from current location
print(f.read(5))
f.seek(-5, 2) # Go to the 5th byte before the end
print(f.read(5))
f.close()
```

The Pickle Module :

We know that Python considers everything as an object. So, all data types including list, tuple, dictionary, etc. are also considered as objects. During execution of a program, we may require to store current state of variables so that we can retrieve them later to its present state. Suppose you are playing a video game, and after some time, you want to close it. So, the program should be able to store the current state of the game, including current level/stage, your score, etc. as a Python object. Likewise, you may like to store a Python dictionary as an object, to be able to retrieve later. To save any object structure along with data, Python provides a module called Pickle. The module Pickle is used for serializing and de-serializing any Python object structure. **Pickling** is a method of preserving food items by placing them in some solution, which increases the shelf life. In other words, it is a method to store food items for later consumption.

Serialization is the process of transforming data or an object in memory (RAM) to a stream of bytes called byte streams. These byte streams in a binary file can then be stored in a disk or in a database or sent through a network. Serialization process is also called pickling.

De-serialization or unpickling is the inverse of pickling process where a byte stream is converted back to Python object.

The pickle module deals with binary files. Here, data are not written but dumped and similarly, data are not read but loaded. The Pickle Module must be imported to load and dump data. The pickle module provides two methods - dump() and load() to work with binary files for pickling and unpickling, respectively.

The dump() method:

This method is used to convert (pickling) Python objects for writing data in a binary file. The file in which data are to be dumped, needs to be opened in binary write mode (wb).

Syntax of dump() is as follows:

```
dump(data_object, file_object)
```

where data_object is the object that has to be dumped to the file with the file handle named file_object. For example, following Program writes the record of a student (roll_no, name, gender and marks) in the binary file named mybinary.dat using the dump(). We need to close the file after pickling.

#Pickling data in Python

```
import pickle  
listvalues=[1, "Geetika", 'F', 26]  
fileobject=open("mybinary.dat", "wb")  
pickle.dump(listvalues,fileobject)  
fileobject.close()
```

The load() method

This method is used to load (unpickling) data from a binary file. The file to be loaded is opened in binary read (rb) mode. Syntax of load() is as follows:

```
Store_object = load(file_object)
```

Here, the pickled Python object is loaded from the file having a file handle named file_object and is stored in a new file handle called store_object. The following program demonstrates how to read data from the file mybinary.dat using the load().

```
#Unpickling data in Python  
import pickle  
print("The data that were stored in file are: ")  
fileobject=open("mybinary.dat", "rb")  
objectvar=pickle.load(fileobject)  
fileobject.close()  
print(objectvar)
```

Output of Program:

The data that were stored in file are:

```
[1, 'Geetika', 'F', 26]
```

Check Yourself :

MCQ:

1. _____ file format are faster and easier for a program to read and write than other file format.

- a. Text file b. Binary file c. Doc file d. None of the above

Answer b. Binary file

2. The command for opening a file in Python file handling is _____.
a. open() b. update() c. both a) and b) d. None of the above

Answer a. open()

3. The command for closing a file in Python file handling is _____.
a. close() b. closing() c. object() d. None of the above

Answer ← a. close()

4. _____ text file mode is used to read data from file.
a. 'r' b. 'rb' c. 'r+' d. None of the above

Answer a. 'r'

5. _____ text file mode is used to append data in the file using file handling.
a. 'w' b. 'ab' c. 'a' d. None of the above

Answer c. 'a'

6. Out of the followings which mode is used for both reading and writing in binary format in file?

- a) wb b) wb+ c) w d) w+

7. Which of the following is not true about binary files?

- a) Binary files are store in terms of bytes
b) When you open binary file in text editor will show garbage values
c) Binary files represent ASCII value of characters
d) All of the above

Ans: c) Binary files represent ASCII value of characters

8. What is the difference between wb and wb+ mode?

- a) wb mode is used to open binary file in write mode and wb+ mode open binary file both for read and write operation.
b) In wb mode file open in write mode and wb+ in read mode

c) File pointer is at beginning of file in wb mode and in wb+ at the end of file

d) No difference

Ans: a) wb mode is used to open binary file in write mode and wb+ mode open binary file both for read and write operation.

9. The pickle module in Python is used for:

a) Serializing any Python object structure

b) De-serializing Python object structure

c) Both a and b

d) None of these

Ans: c) Both a and b

10. Which method is used to convert Python objects for writing data in binary file?

a) write()

b) load()

c) store()

d) dump()

Ans: d) dump()

11. seek() function is used for _____.

a) positions the file object at the specified location.

b) It returns the current position of the file object

c) It writes the data in binary file

d) None of these

Ans: a) positions the file object at the specified location.

12. Which is not the valid mode for binary files?

a) r

b) rb

c) wb

d) wb+

Ans: a) r

13. Which of the following function is used to read the data in binary file?

a) read()

b) open()

c) dump()

d) load()

Ans: d) load()

14. Suresh wants to open the binary file student.dat in read mode. He writes the following statement but he does not know the mode. Help him to find the same.

F=open('student.dat', _____)

a) r

b) rb

c) w

d) wb

Ans: b) rb

15. This method returns an integer that specifies the current position of the file object.

a) seek() b) load() c) position() d) tell()

Ans: d) tell()

(ASSERTION AND REASONING based questions)

Mark the correct choice as:

- i. Both A and R are true and R is the correct explanation for A
- ii. Both A and R are true but R is not the correct explanation for A
- iii. A is True but R is False
- iv. A is false but R is True

1. Assertion (A): A binary file stores the data in the same way as stored in the memory.

Reason (R): Binary file in python does not have line delimiter

Ans: ii. Both A and R are true but R is not the correct explanation for A

2. Assertion(A): an open file can be close using close() function.

Reason(R): sometimes the data written onto files is held in memory until the file is closed.

Ans: i. Both A and R are true and R is the correct explanation for A

3. Assertion(A): pickle.dump() function is used to store the object data to the file.

Reason(R): Pickle.load() function is used to retrieve pickled data.

Ans: ii. Both A and R are true but R is not the correct explanation for A

4. Assertion(A): The seek(offset,from) method changes the current file position.

Reason(R): If from is 0, the beginning of the file to seek. If it is set to 1, the current position is used. If it is set to 2 then the end of the file would be taken as seek position. The offset argument indicates the number of bytes to be moved.

Ans: i. Both A and R are true and R is the correct explanation for A

5. Assertion(A): ab+ mode is used for both appending and reading binary files and move file pointer at end.

Reason(R): ab+ mode, if the file does not exist, it does not create a new file for reading and writing.

Ans: iii. A is True but R is False

(TRUE/FALSE Questions)

1. Pickling is a process by which a Python object is converted to a byte stream.

Ans: True

2. The load() function of the pickle module performs pickling.

Ans: False

3. The dump() function of the pickle module performs unpickling.

Ans: False

4. When you open a file for writing, if the file does not exist, a new file is created.

Ans: True

5. When you open a file for appending, if the file exists, the existing file is overwritten with the new file.

Ans: False

Short Answer Type Questions (2-Marks Questions)

1. Identify the error in the following code:

```
import pickle
data=['one', 2, [3, 4, 5]]
with open('data2.dat', 'rb') as f:
    pickle.dump(data, f)
```

Ans: The file is opened in read mode and dump() function tries to write onto file, hence there is error line 3.

Correct code : with open('data2.dat', 'wb') as f:

2. Any recipe uses some ingredients. Write a program to store the list of ingredients in a binary file recipe.dat .

```
Ans: import pickle
    ingredients= ['cucumber', 'pumpkin', 'carrot', 'peas']
    with open('recipe.dat', 'wb') as fout:
        pickle.dump(ingredient, fout)
```

3. A binary file "student.dat" has structure [rollno, name, marks]. Write a user defined function insertRec() to input data for a student and add to student.dat.

Ans:

```
import pickle
def insertRec():
    f=open('student.dat','ab')
    rollno = int (input('Enter Roll Number :'))
    name=input("Enter Name :")
    marks = int(input('Enter Marks :'))
    rec = [rollno, name, marks ]
```

```

pickle.dump( rec, f )
f.close()

```

4. Considering the following definition of dictionary MULTIPLEX, write a method in python to search and display all the content in a pickled file CINEMA.DAT, where MTYPE key of the dictionary is matching with the value ‘Comedy’.

MULTIPLEX = {‘MNO’ : _____, ‘MNAME’: _____, ‘MTYPE’: _____}

Ans:

```

import pickle
def search():
    file=open('CINEMA.DAT', 'rb')
    try:
        while True:
            MULTIPLEX=pickle.load(file)
            if(MULTIPLEX['MTYPE']=='Comedy'):
                print(MULTIPLEX)
    except EOFError:
        f.close()

```

5. What will be the output of following code:

```

import pickle
names=['First', 'Second', 'Third', 'Fourth', 'Fifth']
lst=[ ]
for i in range(-1, -5, -1):
    lst.append(names[i])
fout= open('test.dat', 'wb')
pickle.dump(lst, fout)
fout.close()
fin= open('test.dat', 'rb')
nlist=pickle.load(fin)
fin.close()
print(nlist)

```

Ans: ['Fifth', 'Fourth', 'Third', 'Second']

SA-2(3-Marks Questions)

1. A binary file “student.dat” has structure [rollno, name, marks]. Write a function searchRollNo(r) in python which accepts the student’s rollno as parameter and searches the record in the file “student.dat” and shows the details of student i.e. rollno, name and marks (if found) otherwise shows the message as ‘No record found’.

Ans:

```

def searchRollNo( r ):
    f=open("student.dat","rb")
    flag = False
    while True:
        try:
            rec=pickle.load(f)
            if rec[0] == r :
                print(rec[‘Rollno’])
                print(rec[‘Name’])
                print(rec[‘Marks’])
                flag == True

```

```

        except EOFError:
            break
    if flag == False:
        print("No record Found")
    f.close()

```

2. A binary file "STUDENT.DAT" has structure (admission_number, Name, Percentage). Write a function countrec() in Python that would read contents of the file "STUDENT.DAT" and display the details of those students whose percentage is above 75. Also display number of students scoring above 75%.

Ans:

```

import pickle
def CountRec():
    f=open("STUDENT.DAT","rb")
    num = 0
    try:
        while True:
            rec=pickle.load(f)
            if rec[2] > 75:
                print(rec[0], rec[1], rec[2])
                num = num + 1
    except:
        f.close()
    return num

```

3. A binary file named "EMP.dat" has some records of the structure [EmpNo, EName, Post, Salary]. Create a binary file "EMP.dat" that stores the records of employees and display them one by one. Also display the records of all those employees who are getting salaries between 25000 to 30000.

Ans:

```

import pickle
f1 = open('emp.dat','rb')
try:
    while True:
        e = pickle.load(f1)
        print(e)
except:
    f1.close()
f1 = open('emp.dat','rb')
try:
    while True:
        e = pickle.load(f1)
        if(e[3]>=25000 and e[3]<=30000):
            print(e)
except:
    f1.close()

```

4. A binary file "Book.dat" has structure [BookNo, Book_Name, Author, Price]. Write a function CountRec(Author) in Python which accepts the Author name as parameter and count and return number of books by the given Author are stored in the binary file "Book.dat".

Ans:

```

import pickle

```



```

def CountRec(Author):
    f=open("Book.dat","rb")
    num = 0
    try:
        while True:
            rec=pickle.load(f)
            if Author==rec[2]:
                num = num + 1
    except:
        f.close()
    return num

```

5. Consider a binary file emp.dat having records in the form of dictionary. E.g {eno:1, name:"Rahul", sal: 5000} write a python function to display the records of above file for those employees who get salary between 25000 and 30000.

Ans:

```

import pickle
def search():
    f=open("emp.dat","rb")
    while True:
        try:
            d=pickle.load(f)
            if(d['sal']>=25000 and d['sal']<=30000):
                print(d)
        except EOFError:
            break
    f.close()

```

Case Study Based Question-1

Ramesh loves programming. He joined an institute for learning. He is learning python. He learned all the python concepts like strings, lists, tuple, dictionaries etc. but he wants to learn file handling in python. He is trying to learn binary file handling. His teacher gave him partial code to write and read data from employee.dat having structure empno, name, salary. Help Ramesh to complete the code:

```

_____ # statement 1
def addrecords():
    fw= _____ #statement 2
    dict={}
    ch='y'
    while ch=='y':
        eno=int(input("enter employee number"))
        nm= input("enter employee name")
        sal=int(input("enter employee salary"))
        dict={'empno':eno, 'name':nm, 'salary':sal}
    _____ # statement 3
    ch=input("add more record")
    fw.close()
# function to diplay records
def display():

```

```

dict={}
fr= _____ # statement 4
dict= _____ # statement 5
fr.close()
print("data :",dict)

```

Answer questions (i)-(v) based on above case study

(i). Help Ramesh to import the module to perform binary file operation in statement 1.

- a) csv b) random c) pickle d) file

Ans: c) pickle

(ii). Which statement is used from the following for statement 2 to open the binary file in write mode?

- a) open("employee.dat",'w') b) open("employee.dat",'wb')
- c) open("employee.dat",'w+') d) open("employee.dat",'r')

Ans: b) open("employee.dat",'wb')

(iii). Which statement is used from the following for statement 3 to write dictionary data created in above code, namely dict, is written in binary file employee.dat file?

- a) pickle.dump(dict,fw) b) pickle.write(dict,fw)
- c) pickle.save(dict,fw) d) pickle.store(dict)

Ans: a) pickle.dump(dict,fw)

(iv). Which statement is used from the following for statement 4 to open the binary file in read mode?

- a) open("employee.dat",'r') b) open("employee.dat",'r+')
- c) open("employee.dat",'a') d) open("employee.dat",'rb')

Ans: d) open("employee.dat",'rb')

(v). Complete statement 5 to read data in dictionary namely dict from the opened binary file?

- a) dict=pk.read(fr) b) dict=pickle.load(fr)
- c) pickle.load(dict,fr) d) none of these

Ans: b) dict=pickle.load(fr)

Case Study Based Question-2

Abhay is a python learner. He created a binary file “Bank.dat” has structure as [account_no, cust_name, balance]. He defined a function addfile() to add a record to Bank.dat. He also defined a function CountRec() to count and return the number of customers whose balance amount is more than 100000. He has some problem in the following codes.

```
import pickle
```

```
def addfile( ):
    f = open('bank.dat', _____)      #Statement1
    acc_no = int(input('Enter account number: '))
    cust_name = input('Enter name:')
    bal = int(input('Enter balance'))
    rec = _____                      #Statement2
    _____                          #Statement3
    f.close()
def CountRec( ):
    f = _____                        #Statement4
    c = 0
    try:
        while True:
            rec = _____             #Statement5
            if rec[2] > 100000:
                c += 1
    except:
        f.close()
    return c
```

Answer questions (i)-(v) based on above case study

(i). Help Abhay to complete the Statement1.

Ans: f = open('bank.dat','wb')

(ii). How will he write the record in Statement2?

Ans: rec = [acc_no, cust_name, bal]

(iii). What code will be there in Statement3 to write record in file?

Ans: pickle.dump(rec, f)

(iv). Complete the Statement4 to open the file with correct mode.

Ans: f = open('bank.dat','rb')

(v). What will be the Statement5?

Ans: rec = pickle.load(f)

UNIT -5 : DATA STRUCTURE (STACK)

Stack: A stack is a data structure whose elements are accessed according to the Last-In First-Out (LIFO) principle. This is because in a stack, insertion and deletion of elements can only take place at one end, called top of the stack. Consider the following **examples of stacks**:

1. Ten glass plates placed one above another. (The plate that is kept last must be taken out first).
2. The tennis balls in a container. (You cannot remove more than one ball at a time)
3. A pile of books.
4. Stack of coins

The Significance of Stack Top : If we want to remove any coin from the stack, the coin on the top of the stack has to be removed first. That means, the coin that In the above picture coins are kept one above the other and if any additional coin is to be added, it can be added only on was kept last in the stack has to be taken out first.

Note: Stack Work on LIFO (Last In First Out) principle.

Operations on Stack :

We can perform two operations on stack are: Push and Pop

Push (Add/Insert): Adding an element in stack is called Push operation.

When the stack is empty, the value of top is Basically, an empty stack is initialized with an invalid subscript. Whenever a Push operation is performed, the top is incremented by one and then the new value is inserted on the top of the list till the time the value of top is less than or equal to the size of the stack.

The algorithm for Push operation on a stack:

1. Start
2. Initialize top with -1
3. Input the new element
4. Increment top by one.
5. Stack[top]=new element.
6. Print "Item inserted"
7. Stop

Pop (Removing (deleting) an element from the stack.

Removing existing elements from the stack list is called pop operation. Here we must check if the stack is empty by checking the value of top. If the value of top is -1, then the stack is empty and such a situation is called Underflow. Otherwise, Pop operation can be performed in the stack. The top is decremented by one if an element is deleted from the list. The algorithm for pop operation is as follows:

1. Start.
2. If the value of top is -1 go to step 3 else go to step 4
3. Print "Stack Empty" and go to step 7
4. Deleted item =Stack[top]

5. Decrement top by 1
6. Print "Item Deleted".
7. Stop

Traversal in a stack: Traversal is moving through the elements of the stack. If you want to display all the elements of the stack, the algorithm will be as follows:

1. Start
2. Check the value of top. If top=-1 go to step 3 else go to step 4
3. Print "Stack is Empty" and go to step 7
4. Print the top element of the stack
5. Decrement top by 1
6. If top=-1 go to step 7 else go to step 4
7. Stop

Stack implementation using list with function definition

```

import sys

def Push(stack):
    N=int(input("enter no of record you want to ADD"))
    for i in range(N):
        data=input("enter name")
        stack.append(data)

def Pop(stack):
    if(stack==[]):
        print("stack is empty")
    else:
        N=int(input("enter no of record you want to DELETE"))
        for i in range(N):
            print("elements to be deleted",stack.pop())

def display(stack):
    if(stack==[]):
        print("no element for deletion")
    else:
        top=len(stack)-1
        for i in range(top,-1,-1):
            print(stack[i])

s=[]

#ans=1
while(True):
    print("MENU \n 1-PUSH in STACK \n 2-POP \n 3-DISPLAY \n 4.exit \n")
    ch=int(input("enter your choice 1-4"))

```

```

if(ch==1):
    Push(s)
    print("elemnets in stack after push operation",s)
if(ch==2):
    Pop(s)
    print("element in stack after pop",s)
if(ch==3):
    display(s)
if(ch==4):
    print("Thank You")
    exit()

```

Stack implementation using list

```

s=[]
c="y"
while(c=="y"):
    print("1. PUSH")
    print("2. POP ")
    print("3. Display")
    choice=int(input("Enter your choice: "))
    if (choice==1):
        a=input("Enter any number:")
        s.append(a)
    elif (choice==2):
        if(s==[]):
            print("Stack Empty")
        else:
            print("Deleted element is : ")
            s.pop()
    elif (choice==3):
        l=len(s)
        for i in range(l-1,-1,-1):
            print(s[i])
    else:
        print("Wrong Input")

```

```
c=input("Do you want to continue or not? ")
```

Check Your Progress :

MCQ:-

1. Which end we use in stack to perform Push and Pop operation?
A. Front B. Rear C. Top D. Sop
2. Which principle followed by Stack?
A. FIFO B. LIFO C. FIOF D. TIPO
3. Which operation take place by stack?
A. Push B. Pop C. Traversal D. All of these
4. Which method we use to add an element in stack using list?
A. insert B. append C. add D. None of these
5. When we delete an element, the value of top will be
A. increment B. decrement C Both A&B D. None of these

ANSWERS: 1. C 2. A 3. D 4.B 5. B

TRUE/FALSE:

1. LIFO stands for Last in First Out.
2. Can we perform Pop operation if stack is empty.
3. if size of stack is 5 can we Push 6 element in stack.
4. len() method used to find the size of stack.
5. Stack is a linear data structure.

ANSWERS: 1. T 2. F 3. F 4.T 5. T

Q1. Julie has created a dictionary containing names and marks as key value pairs of 6 students. Write a program, with separate user defined functions to perform the following operations: -

- Push the keys (name of the student) of the dictionary into a stack, where the corresponding value (marks) is greater than 75.
- Pop and display the content of the stack.

For example

If the sample content of the dictionary is as follows: R={"OM":76, "JAI":45, "BOB":89, "ALI":65, "ANU":90, "TOM":82}

The output from the program should be: TOM ANU BOB OM

ANSWER:

```
R={'OM':76, 'JAI':45, 'BOB':89, 'ALI':65, 'ANU':90, 'TOM':82}
def PUSH(S,N):
    S.append(N)
def POP(S):
    if S!=[]:
        return S.pop( )
    else:
        print('Underflow')
ST=[]
for k in R:
    if R[k]>=75:
        PUSH(ST,k)
while True:
    if ST!=[]:
        print (POP(ST), end=' ')
    else:
        break
```

Q2. Alarm has a list containing 10 integers. You need to help him create a program with separate user defined functions to perform the following operations based on this list.

- Traverse the content of the list and push the even numbers into a stack.
- Pop and display the content of the stack.

For Example

If the sample content of the list is as follows:

N=[12,13,34,56,21,79,98,22,35,38]

Sample output of the code should be: 38 22 98 56 34 12

ANSWER:

```
N=[12,13,34,56,21,79,98,22,35,38]
def PUSH(S,N):
    S.append(N)
def POP(S):
```



```

    if S!=[ ]:
        return S.pop( )
    else:
        print('Underflow')
ST=[ ]
for k in N:
    if k%2==0:
        PUSH(ST,k)
while True:
    if ST!=[ ]:
        print(POP(ST), end=" ")
    else:
        break

```

Q3. Write a function in Python PUSH(Arr), where Arr is a list of numbers. From this list push all numbers divisible by 5 into a stack implemented by using a list. Display the stack if it has at least one element, otherwise display appropriate error message.

ANSWER:

```

s=[25,40,27,34 ]
def PUSH(Arr,value):
    for x in range(0,len(Arr)):
        if(Arr[x]%5==0):
            s.append(Arr[x])
        if(len(s)==0):
            print("Empty stack")
        else:
            print(s)

```

Q4. Write a function in Python POP(Arr), where Arr is a stack implemented by a list of numbers. The function returns the value deleted from the stack.

ANSWER:

```

st=[2,3,6,8,10]
def popStack(st):
    if(len(st)==0):
        print('Underflow')
    else:

```

```

L=len(st)
val=st[L-1]
print(val)
st.pop(L-1)
popStack(st)

```

Q5. Write functions in python for Push(List) and for PopS(List) for performing Push and Pop operations with a stack of list containing integers.

ANSWER:

```

List=[1,2,3]
def PushS(List):
    N=int(input('Enter Integer'))
    List.append(N)
def PopS(List):
    if (List==[]):
        print('UnderFlow!!')
    else:
        print('Deleted Value: ',List.pop())
PushS(List)
print(List)
PopS(List)

```

Q6. A list, NList contains following record as list elements:

[City, Country, distance from Delhi]

Each of these records are nested together to form a nested list. Write the following user defined functions in Python to perform the specified operations on the stack named travel.

- **Push_element(NList):** It takes the nested list as an argument and pushes a list object containing name of the city and country, which are not in India and distance is less than 3500 km from Delhi.
- **Pop_element():** It pops the objects from the stack and displays them. Also, the function should display “Stack Empty” when there are no elements in the stack.

ANSWER:

```

travel=[]
def Push_element(NList):
    for L in NList:

```

```

if(L[1] != 'India' and L[2]<3500):
    travel.append([L[0],L[1]])
def Pop_element():
    while len(travel):
        print(travel.pop())
    else:
        print('Stack Empty')

```

UNIT -6 : COMPUTER NETWORK AND COMMUNICATIONS

A system of interconnected computers and computerized peripherals such as printers is called computer network. This interconnection among computers facilitates information sharing among them. Computers may connect to each other by either wired or wireless media.

A] Network Applications

Computer systems and peripherals are connected to form a network. They provide numerous advantages:

- Resource sharing such as printers and storage devices
- Exchange of information by means of e-Mails and FTP
- Information sharing by using Web or Internet
- Interaction with other users using dynamic web pages
- Video conferences
- Parallel computing
- Instant messaging

ARPANET, in full Advanced Research Projects Agency Network, experimental computer network that was the forerunner of the Internet.

NSFNET: in full National Science Foundation Network, used between 1985 to 1995 to

promote advanced research and education

INTERNET : it is the global network of computing devices including desktop, laptop, servers, tablets, mobile phones, other handheld devices as well as peripheral devices such as printers, scanners, etc.

- also consists of networking devices such as routers, switches, gateways, etc.
- The Internet provides a capability so powerful and general that it can be used for almost any purpose that depends on information, and it is accessible by every individual who connects to one of its associated networks.

Applications of Internet:

Following are some of the broad areas or services provided through Internet:

- The World Wide Web (WWW)
- Electronic mail (Email)
- Chat
- Voice over Internet Protocol (VoIP)

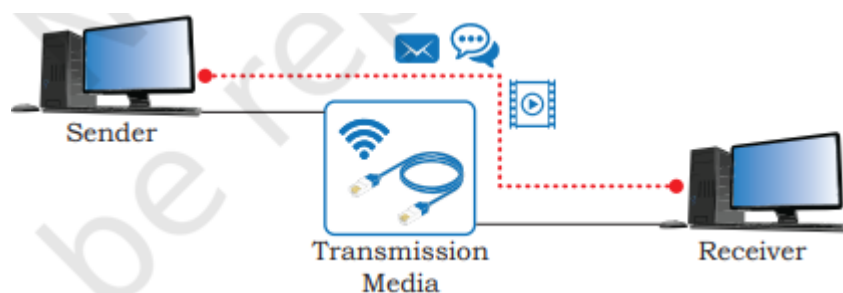
B| Data Communication Terminologies

Concept of Communication: The term “Data Communication” comprises two words: Data and Communication. Data can be any text, image, audio, video, and multimedia files.

Communication is an act of sending or receiving data. Thus, data communication refers to the exchange of data between two or more networked or connected devices.



Components of data communication: Five most important components are sender, receiver, communication medium, the message to be communicated, and certain rules called protocols to be followed during communication. The communication media is also called transmission media. Below figure shows the role of these five components in data communication.



Sender: A sender is capable of sending data over a network. It can be a computer, mobile phone, smartwatch, walkie talkie, video recording device, etc.

Receiver: A receiver is capable of receiving data from the network. It can be any computer, printer, laptop, mobile phone, television, etc. In computer communication, the sender and receiver are known as nodes in a network.

Message: It is the data or information that needs to be exchanged between the sender and the receiver. Messages can be in the form of text, number, image, audio, video, multimedia, etc.

Communication media: It is the path through which the message travels between source and destination. It is also called medium or link which is either wired or wireless. For example, a television cable, telephone cable, ethernet cable, satellite link, microwaves, etc.

Protocols: It is a set of rules that need to be followed by the communicating parties in order to have successful and reliable data communication.

3] DATA : Data means information in digital form which is stored processed and exchanged between digital devices like computer, mobile phones or laptop. Data can be text, image, audio, video or multimedia files. Computers stores raw data and process these data into meaningful information. Hence,

we can define Information as processed data.

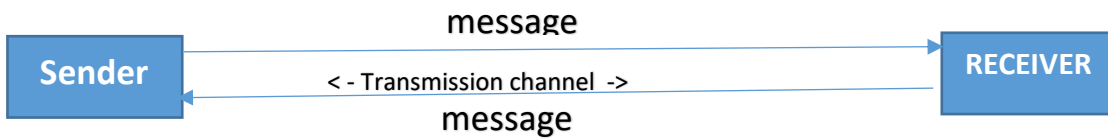


4] COMMUNICATION

The exchange of information between two or more networked or interconnected devices is called communication. These devices must be capable of sending /receiving data over a communication medium.

TERMS USED IN DATA COMMUNICATION		[1 mark - application]
CHANNEL	medium of data transmission from one device/point to another.	{ Example - you view different TV Channels (broadcast on different frequencies) , YouTube Channels}
BAND WIDTH	Difference between the highest and lowest frequencies (measured in terms of "Hertz" like Hz, KHz, MHz etc)	
DATA TRANSFER RATE	amount of data transferred per second	
BAUD RATE	measuring unit for data carrying capacity of communication channel	
words used	bps (Bits Per Second), Bps (Bytes per second) , kbps , Kbps etc.	
{Note the CAPS 'B' for Bytes, 'b' for bits, you can guess for kbps / Kbps, mbps / Mbps etc }		

5] COMPONENTS OF DATA COMMUNICATION



The five main components of data communication are as follows:

SENDER: Sender is a device which is capable of sending data over a communication network. In data communication Sender is also called Source.

RECEIVER: Receiver is a device which is capable of receiving data over a communication network. In data communication Receiver is also called Destination.

MESSAGE: message is the information being exchanged between a sender and a receiver over a communication network.

6] COMMUNICATION MEDIUM: Communication medium is the path or channel through which the information is moved from the sender to the receiver. A communication medium can be either wired/guided or wireless/unguided.

TRANSMISSION MEDIA [1mark – case study based]	
WIRED (Guided)	WIRELESS (Unguided)
Twisted Pair Cable (Ethernet Cable) Economical and Easy to use stp (shielded twisted pair) , utp (un- shielded twisted pair)	Infrared – Are electromagnetic radiation for line-of-sight; Frequency 300 GHz - 400 THz; Range 10-30 meters
Co-axial Cable Example = cable TV wire	Bluetooth - standard wireless (radio wave) communication protocol uses 2.4 GHz frequency; max range 100 meter
Optical Fiber Cable Most reliable, fast transmission, expensive	Radio wave (frequency range 30 Hz – 300 GHz)
	Satellite (downlink frequency 1.5 – 20 GHz) (Uplink frequency 1.6 GHz – 30 GHz) VERY FAST, EXPENSIVE
	Microwave (frequency range 300 MHz – 300 GHz)
	All unguided media = transmitter, receiver and atmosphere

- a. bandwidth and
- b. data transfer rate.

BANDWIDTH

Bandwidth is the difference between the highest and lowest frequencies (measured in Htz) a transmission media can carry. It is also the maximum capacity of a wired or wireless communications link to transmit data over a network connection in a given amount of time.

Generally speaking, the higher the bandwidth, the quicker your devices download information from the internet.

8] DATA TRANSFER RATES

Data transfer rate is the number of bits transmitted through a channel per unit of time.

Data transfer rate is measured in bits per second (bps).

It is also measured in Kilobits per second (Kbps),

Megabits per second (Mbps) or Gigabits per second (Gbps).

9] IP ADDRESS

IP address or Internet Protocol address is a unique numeric logical address assigned to every device connected to a network.

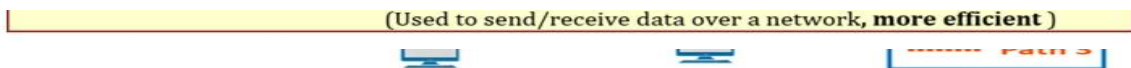
It uniquely identifies every node connected to a local network or internet.

An IP address allows computers to send and receive data over the internet. They can also be used to track down a user's physical location.

- There are two versions for IP address IPV4 and IPV6.
- IP addresses are binary numbers but are typically expressed in decimal form (IPv4 – 4 byte) or hexadecimal form (IPv6 – 16 byte) to make reading and using them easily.
- The commonly used IP address is IPV4.
- An IPv4 address consists of four numbers, each of which contains one to three digits, with a single dot (.) separating each set of digits.
- Each of the four numbers can range from 0 to 255.
- Example IP address: 24.171.248.170

10] SWITCHING TECHNIQUES

In large networks, there may be more than one paths for transmitting data from sender to receiver. The process of selecting a path of data out of the available paths is called switching.



There are two popular switching techniques –

- circuit switching and
- packet switching.

1. Circuit Switching

In circuit switching, whenever a source end node wants to send a message to the destination end node a **physical link is first established between the source and the destination**. Then only the data transmission takes place. After the complete transmission of data this physical link is terminated.

Simple example of a circuit switching is telephone network in which a person calls another person. When the call receiving person receives the call, then only the connection is established. Then the message is conveyed and finally the connection is terminated.

2. Packet Switching

In the packet switching technique, **the whole message is split into small packets**. Now, these **packets are transmitted one by one from sender to the receiver through the intermediary switches in the network**. **The packets will take shortest path as possible**.

Every packet will have a sequence number in order to identify their order at the receiving end. The packets will also contain information like source address, intermediate node address, destination address etc.

8] Transmission media

Transmission media is a communication channel that carries the information from the sender to the receiver.

Types of Transmission Media:

In data communication terminology, a transmission medium is a physical path between the transmitter and the receiver i.e. it is the channel through which data is sent from one place to another.

Transmission Media is broadly classified into the following types:

a-Wired Communication Media (Guided Media): It is also referred to as Wired or Bounded transmission media. Signals being transmitted are directed and confined in a narrow pathway by using physical links.

Features:

- High Speed
- Secure
- Used for comparatively shorter distances

b- Wireless Communication Media (Unguided media): By means of waves. Examples: Infrared, Radiowave, Microwave and Satellite.

Wired Communication Media (Guided Media):

There are 3 major types of Wired Media (Guided Media):

1. Coaxial Cable:

- Advantages:

Good bandwidth and data transmission rates , Suitable for both short and long-distance connections , Durable and resistant to interference.

- Disadvantages:

Bulky and less flexible than other cables , More expensive than twisted-pair cables.
Susceptible to signal degradation over long distances.

2. Twisted-Pair Cable (Ethernet Cable):

- Advantages:

Widely used for LAN connections, Cost-effective and easy to install ,
Available in various categories (e.g., CAT5e, CAT6) for different data rates.

- Disadvantages: Limited in terms of maximum distance, Susceptible to electromagnetic interference (EMI) and crosstalk.

3. Fiber-Optic Cable:

- Advantages: Exceptional data transmission speeds and bandwidth, Immune to EMI and signal loss over long distances, Ideal for high-demand applications and long-haul connections.

- Disadvantages: Expensive to install and maintain, Fragile and sensitive to bending., Requires specialized equipment for termination and splicing.

The choice of wired network media depends on specific requirements, such as data speed, distance, cost, and susceptibility to interference. Businesses and individuals typically select the medium that best aligns with their networking needs and budget. It's worth noting that advancements in technology have resulted in wireless solutions like Wi-Fi becoming more prevalent, especially for mobility and flexibility in network connectivity.

Wireless Communication Media (Unguided media):

- In wireless communication technology, information travels in the form of electromagnetic signals through air.
- Electromagnetic spectrum of frequency ranging from 3 KHz to 900 THz is available for wireless communication.
- Wireless technologies allow communication between two or more devices in short to long distance without requiring any physical media.

There are many types of wireless communication technologies such as Bluetooth, WiFi, WiMax etc.

The electromagnetic spectrum range (3KHz to 900THz) can be divided into 4 categories (Radio waves, Microwaves, Infrared waves and Visible or Light waves) according to their frequency ranges.

Classification of transmission waves and their properties

Transmission Waves	Properties
Radio Waves	1. Waves of frequency range 3 KHz - 1 GHz 2. Omni-directional, these waves can move in all directions 3. Radio waves of frequency 300KHz-30MHz can travel long distance 4. Susceptible to interference 5. Radio waves of frequency 3-300KHz can penetrate walls 6. These waves are used in AM and FM radio, television, cordless phones.
Microwaves	1. Electromagnetic waves of frequency range 1GHz - 300GHz. 2. Unidirectional, can move in only one direction. 3. Cannot penetrate solid objects such as walls, hills or mountains. 4. Needs line-of-sight propagation i.e. both communicating antenna must be in the direction of each other. 5. Used in point-to-point communication or unicast communication such as radar and satellite. 6. Provide very large information-carrying capacity.

Infrared waves	<ol style="list-style-type: none"> 1. Electromagnetic waves of frequency range 300GHz - 400THz. 2. Very high frequency waves. 3. Cannot penetrate solid objects such as walls. 4. Used for short-distance point-to-point communication such as mobile-to-mobile, mobile-to-printer, remote-control-to-TV, and Bluetooth-enabled devices to other devices like mouse, keyboards etc.
-----------------------	---

11] Network Devices :

1. Modem:

Stands for "modulator-demodulator.", Converts digital data from a computer into analog signals for transmission over telephone lines or cable systems. Also, it converts incoming analog signals back into digital data for the computer.

2. Ethernet Card: Also known as a network interface card (NIC)., Enables a computer to connect to an Ethernet network using Ethernet cables, Essential for wired network connections.

3. RJ45 Connector: Registered Jack 45 connector, Used to connect Ethernet cables to devices such as computers, switches, and routers, Ensures a secure and reliable physical connection.

4. Repeater: Amplifies and retransmits signals in a network, Extends the range of network signals, especially in large or congested environments.

5. Hub:

A basic networking device that connects multiple devices in a network, Broadcasts data to all connected devices, causing network congestion and inefficiency.

6. Switch:

Intelligent device that connects devices in a network, Forwards data only to the device that needs it, improving network performance and efficiency.

7. Router:

Manages traffic between different networks, such as your home network and the internet, Performs functions like assigning IP addresses, directing data, and providing security.

8. Gateway:

- Acts as an entry and exit point for data traveling between different networks or protocols, Translates data between different formats or protocols to ensure smooth communication.

9. Wi-Fi Card:

- A wireless network adapter that allows a computer to connect to Wi-Fi networks.

- Commonly found in laptops and mobile devices for wireless internet access

12] Computer Network :

A **Computer Network** is a group of two or more interconnected computer systems that use common connection protocols for sharing various resources and files.

Different Types of Computer Networks

The classification of network in computers can be done according to their size as well as their purpose.

PAN (Personal Area Network) is a computer network formed around a person. It generally consists of a computer, mobile, or personal digital assistant. PAN can be used for establishing communication among these personal devices for connecting to a digital network and the internet.

Features of PAN

Below are the main Features of PAN:

- It is mostly personal devices network equipped within a limited area.
- Allows you to handle the interconnection of IT devices at the surrounding of a single user.
- PAN includes mobile devices, tablet, and laptop.
- It can be wirelessly connected to the internet called WPAN.
- Appliances use for PAN: cordless mice, keyboards, and Bluetooth systems.

A **Local Area Network** (LAN) is a group of computer and peripheral devices which are connected in a limited area such as school, laboratory, home, and office building. It is a widely useful network for sharing resources like files, printers, games, and other application. The simplest type of LAN network is to connect computers and a printer in someone's home or office.

Local Area Network (LAN)

Features of LAN:-

Here are the important characteristics of a LAN network:

- It is a private network, so an outside regulatory body never controls it.
- LAN operates at a relatively higher speed compared to other WAN systems.
- There are various kinds of media access control methods like token ring and ethernet.

A **Metropolitan Area Network** or MAN is consisting of a computer network across an entire city, college campus, or a small region. This type of network is large than a LAN, which is mostly limited to a single building or site. Depending upon the type of configuration, this type of network allows you to cover an area from several miles to tens of miles.

Features of MAN:-

Here are important characteristics of the MAN network:

- It mostly covers towns and cities in a maximum 50 km range
- Mostly used medium is optical fibers, cables
- Data rates adequate for distributed computing applications.

WAN (Wide Area Network) is another important computer network that which is spread across a large geographical area. WAN network system could be a connection of a LAN which connects with other LAN's using telephone lines and radio waves. It is mostly limited to an enterprise or an organization.

Features of WAN

Below are the characteristics of WAN:

- The software files will be shared among all the users; therefore, all can access to the latest files.
- Any organization can form its global integrated network using WAN.

13] NETWORK TOPOLOGIES

Network topologies refer to the physical or logical arrangement of nodes and connections in a computer network. Each type of topology has its own set of advantages and disadvantages, which can significantly impact the network's performance, scalability, and fault tolerance. Here's a comparison of the working, advantages, and disadvantages of common network topologies:

1. Star Topology:

- Working: In a star topology, all devices are connected to a central hub or switch. Data flows through the central hub, which manages the communication between devices.
- Advantages: Easy to set up and manage, Isolation of network issues - a problem with one device does not affect others, Scalability - easy to add or remove devices.
- Disadvantages: Dependency on the central hub - failure of the hub disrupts the entire network, Costlier due to the need for the central hub.

2. Bus Topology:

- Working: In a bus topology, all devices are connected to a single central cable, and data is transmitted linearly.
- Advantages: Simple and cost-effective for small networks, Easy to install and extend.
- Disadvantages: Susceptible to cable failure - if the main cable breaks, the entire network goes down, Performance degrades as more devices are added.

3. Ring Topology:

- Working: In a ring topology, each device is connected to exactly two other devices, creating a closed loop. Data travels in one direction around the ring.
- Advantages: Equal data transmission opportunities for all devices, No collisions in data transmission.
- Disadvantages: A break in the ring can disrupt the entire network, Adding or removing

devices can be complex.

4. Mesh Topology:

- Working: In a full mesh topology, every device is connected to every other device. In a partial mesh, only critical devices are connected to each other.
- Advantages: High redundancy and fault tolerance, Direct, efficient communication paths.
- Disadvantages: Complex and expensive to implement, especially in a full mesh, Difficult to manage and scale in large networks.

5. Hybrid Topology:

- Working: A hybrid topology combines two or more different topologies, often connecting smaller topologies to a larger one.
- Advantages: Customizable to meet specific network needs, Balances the strengths and weaknesses of different topologies.
- Disadvantages: Complex to design and manage, Can be costly to implement.

6. Tree (Hierarchical) Topology:

- Working: Tree topology combines elements of star and bus topologies, creating a hierarchy of central hubs connected by branch lines.
- Advantages: Scalable and suitable for large networks, Logical organization with centralized control.
- Disadvantages: Dependency on the central hubs, Failure of a central hub can disrupt a portion of the network.

10] NETWORK PROTOCOL S:

Network protocols are a set of rules outlining how connected devices communicate across a network to exchange information easily and safely. Protocols serve as a common language for devices to enable communication irrespective of differences in software, hardware, or internal processes.

TYPES OF NETWORK PROTOCOL

There are various types of network protocols that support a major and compassionate role in communicating with different devices across the network.

- i) TCP - Transmission Control protocol
- ii) HTTP - HyperText Transfer Protocol
- iii) SMTP - Simple Mail Transfer Protocol
- iv) FTP - File Transfer Protocol
- v) POP - Post office protocol
- vi) UDP - User Datagram protocol
- vii) PPP - Point to point protocol
- viii) HTTPS- Hypertext transfer protocol Secure
- ix) VoIP- Voice over Internet protocol
- x) Telnet

BRIEF NOTES ON TYPES OF NETWORK PROTOCOLS :

Network protocols are essential for enabling communication and data exchange in computer

networks. Here's a brief explanation of the roles of some important network protocols:

1. Internet Protocol (IP):

- Role: IP is responsible for addressing and routing data packets across the Internet or any network using the TCP/IP protocol suite. It ensures data reaches its intended destination by assigning unique IP addresses to devices.

2. Transmission Control Protocol (TCP):

- Role: TCP provides reliable, connection-oriented data transfer. It establishes and manages connections, handles data segmentation, and ensures data integrity through error checking and retransmission.

3. User Datagram Protocol (UDP):

- Role: UDP is a connectionless protocol that allows quick, low-overhead data transmission. It's used for real-time applications like video streaming and VoIP where occasional data loss is acceptable.

4. Hypertext Transfer Protocol (HTTP):

- Role: HTTP is the foundation of the World Wide Web. It defines how web browsers and servers communicate, enabling the retrieval and display of web content such as text, images, and multimedia.

5. File Transfer Protocol (FTP):

- Role: FTP is used for transferring files between a client and a server. It manages the upload and download of files, making it a fundamental protocol for sharing data on the Internet.

6. Simple Mail Transfer Protocol (SMTP):

- Role: SMTP is used for sending and relaying email messages. It ensures the reliable delivery of emails by routing messages between mail servers.

7. Post Office Protocol (POP) and Internet Message Access Protocol (IMAP):

- Role: POP and IMAP are used by email clients to retrieve messages from a mail server. IMAP allows messages to be stored on the server, while POP downloads them to the client.

8. Dynamic Host Configuration Protocol (DHCP):

- Role: DHCP automates the assignment of IP addresses and network configuration to devices in a local network. It simplifies network administration by dynamically allocating addresses.

9. Domain Name System (DNS):

- Role: DNS translates human-readable domain names (e.g., www.example.com) into IP addresses, allowing users to access websites and services without remembering numerical IP addresses.

10. Secure Sockets Layer (SSL) / Transport Layer Security (TLS):

- Role: SSL/TLS protocols provide secure, encrypted communication over the internet. They are used for protecting sensitive data during online transactions, such as online banking and e-commerce.

11. Simple Network Management Protocol (SNMP):

- Role: SNMP enables the monitoring and management of network devices. It provides a standardized way to collect information about network performance, detect issues, and make configuration changes.

12. HTTPS (Hypertext Transfer Protocol Secure):

- Role: HTTPS is a secure version of HTTP, primarily used for secure communication on the World Wide Web. It ensures data privacy and integrity during data transmission between a web browser and a web server.

13. Telnet (Telecommunication Network):

- Role: Telnet is a network protocol used for remotely accessing and controlling devices or computers over a network. It enables users to log in to a remote host and perform various tasks, but it lacks security measures.

14. VoIP (Voice over Internet Protocol):

- Role: VoIP is a technology that allows voice and multimedia communication over the Internet and other IP-based networks. It transforms analog voice signals into digital data packets for transmission, making it an efficient and cost-effective means of voice communication. Eg. Skype and Zoom, uses VoIP

4. PPP(Point to Point Protocol)

PPP is a communication protocol of the **data link layer** that is used to transmit multiprotocol data between two directly connected (point-to-point) computers.

11] Introduction to Web Services:

Web services are an integral part of the modern internet ecosystem, enabling communication and data exchange over the World Wide Web (WWW). Here's an introduction to key concepts and components related to web services:

World Wide Web (WWW):

- The World Wide Web, commonly known as the Web, is a global system of interconnected hypertext documents and multimedia content.
- It is accessed via the internet using web browsers and allows users to navigate and interact with web pages.

Hyper Text Markup Language (HTML):

- HTML is the standard markup language used to create web pages.
- It defines the structure and content of web documents, using tags to format text, embed images, create links, and more.

Extensible Markup Language (XML):

- XML is a versatile markup language designed for data exchange and representation.
- It is used to structure and store data in a format that is both human-readable and machine-readable.

Domain Names:

- Domain names are human-friendly labels used to identify websites on the internet.
- They provide a way to access web resources using easy-to-remember names, such as "www.example.com."

URL (Uniform Resource Locator):

- A URL is a web address that specifies the location of a resource on the internet.
- It consists of various components, including the protocol (e.g., "http" or "https"), domain name, path, and optional query parameters.

Website:

- A website is a collection of related web pages and resources that are accessible on the internet.
- It can serve various purposes, including providing information, offering services, or hosting web applications.

Web Browser:

- A web browser is a software application that allows users to access and interact with web content.
- It renders HTML and other web technologies, displaying web pages and handling user interactions.

Web Servers:

- Web servers are software or hardware components that store and deliver web content to clients, such as web browsers.
- They respond to requests from clients by sending the requested web pages and data.

Web Hosting:

- Web hosting involves the storage and management of web content on servers that are accessible via the internet.
- Web hosting providers offer various hosting services, including shared hosting, VPS hosting, and dedicated hosting, to host websites and web applications.

Check your Progress :**MCQ Questions**

1. ARPANET stands for-

- (a) Advanced Real Projects Air Network
- (b) Advanced Research Preparation Agency Network
- (c) Advanced Recruitment Process Agency Network
- (d) Advanced Research Projects Agency Network

2. In 1990s, the internetworking of which three networks resulted into Internet?

- (a) WWW, GPS and other private networks
- (b) ARPANET, NSFnet and other private networks
- (c) ARPANET, NSFnet and other public networks
- (d) ARPANET, GPS and NSFnet

3. The combination of two or more interconnected networks is called

- a) Internet network
- c) MAN

- b) LAN
- d) WAN

4. ISP stands for

- a) International Service Provider
- c) Internet Service Provider

- b) International System Provider
- d) Internet network System Provider

5. Which one is not a part of data communication?

- a. Sender
- b. Receiver
- c. Message
- d. Protocol
- e. None of these

6. When first network was came into existence?

- a. 1969
- b. 1972
- c. 1975
- d. 1977

7. ARPANET used the concept of packet switching network consisting of subnet and..... computers.

- A) local
- B) remote
- C) host
- D) network

8. ARPANET was developed by the ARPA(Advanced Research Project Agency) in..... which is the research arm of DOD.

- A) 1968
- B) 1966
- C) 1969
- D) 1967

9. is a globally existing network of networks consisting of a huge number of computers situated in all the parts of the world?

- A) Computer Network
- B) Intranet
- C) Internet
- D) All of the above

10. At first, ARPANET was intended to support the on fault-tolerant computernetworks.

- A) Military research
- B) Educational research
- C) Governmental research
- D) Scientific research

11. With the use of computer network, we can share:

- (a) Data
- (b) Resources
- (c) Both of the above
- (d) None of the above

12. IP Address is a :

- a. unique logical address
- b. unique physical address
- c. is same as MAC address
- d. is of 6 bytes

13. The valid IP address is :

- a. 192.168.111
- b. 192.168.1.121
- c. 192:1:112:67
- d. 192_1_168_1_121

14. Correct unit of data transfer rate in communication is /are :

- a. Kbps
- b. Mbps
- c. Gbps
- d. All of the above

15. In a network 32 Kb of data can be transferred per second what is the bandwidth of this network:

- a. 32 Kbps
- b. 32KBps
- c. 32Kbps
- d. 32Kbpm\

16. What is the meaning of bandwidth in a network?

- a. Class of IP used in network
- b. Connected computers in a network
- c. Transmission capacity of a channel.
- d. None of the above .

17. A local telephone network is an example of a _____ network

- a. Packet Switching
- b. Circuit Switching
- c. Message Switching
- d. None of the above

18. In which type of switching technique physical link is first established between the source and the destination:

- a. Packet Switching
- b. Circuit Switching
- c. Message Switching
- d. None of the above

19. In which type of switching technology Multiple users can share the channel simultaneously utilizing the bandwidth effectively.

- a. Packet Switching
- b. Circuit Switching
- b. Message Switching
- d. None of the above

20. Most packet switches use this principle _____

- a) Stop and wait
- b) Store and forward
- c) Store and wait
- d) Stop and forward

21. The process of selecting a path of data out of the available paths is called :

- a. Transferring data
- b. Accessing data
- c. Switching
- d. Routing

22. XYZ company is planning to link its head office situated in New Delhi with the offices in hilly areas. Suggest a way to connect it economically:

- a. Micro wave
- b. Coaxial cable

34. Which one of the following network devices transmits the data in the form of packets?
 a. Router b. Bridge c. Both a and b d. None of the above
35. Which one of the following network devices is the broadcast device?
 a. Hub b. Router c. Both a and b d. None of the above
36. Which one of the following network devices is used to create a network?
 a. Hub b. Switch c. Router d. None of the above
37. Which one of the following network devices can work with similar networks?
 a. Router b. Gateway c. Both a and b. d. None of the above
38. Which of the following device an interface between computer and network?
 a. Modem b. Router c. Ethernet Card. d. Repeater
39. Which one of the following network devices is not an intelligent device?
 a. Hub b. Switch c. Router d. None of the above
40. Which one of the following network devices uses bits or electrical signals to send the data?
 a. Hub. b. Switch. c. Router. d. Both b and c
41. The function of a repeater is to take a weak and corrupted signal and it.
 a) Restore. b) Regenerate. c) Amplify. d) Reroute
42. Which type of network consists of both LANs and MANs?
 a. Wide Area Network b. Local Area Network
 c. Both i) and ii) d. None of the above
43. Physical or Logical arrangement of network is called
 a) Networking b) Topology
 c) Routing d) Control
44. A Computer network is _____ connected together.
 a) one computer b) two or more computer
 c) three or more computer d) four or more computers
45. Which service/protocol out of the following will be most helpful to conduct live interactions of employees from Mumbai Branch and their counterparts in Texas ?
 (i) FTP (ii) PPP (iii) SMTP (iv) VoIP
46. _____ is a communication methodology designed to deliver both voice and multimedia communications over Internet protocol.
 (A) VoIP (B) SMTP (C) PPP (D) HTTP
47. Identify the protocol primarily used for browsing data.
 (A) FTP (B) TCP (C) SMTP (D) HTTP
48. HTTP refers to ?
 (A) Hyper text transmission protocol (B) Hyper text transfer protocol
 (C) Hyper text tie protocol (D) None of these
49. POP3 is a protocol used for _____
 (A) Reading protocols (B) Accessing emails

(C)Downloading images from the server (D)Downloading emails

50. Which protocol holds the email until you actually delete it?

(A)POP3 (B)IMAP (C)SMTP (D) FTP

51. SMTP is used for

(A)Adding address to emails. (B)Connecting with server
(C)Sending emails from one server to another. (D)Downloading emails

52. The protocol suit that is the main communication protocol of over the internet

(A)HTTP. (B)FTP C) TCP/IP (D)PPP

53. Which protocol holds the email only until you receive it ?

(A)SMTP (B)FTP (C)IMAP (D)POP3

54. What out of the following ,will you use to have an audio visual chat with an expert sitting in a far away place to fix up a technical issue?

(A)VoIP. (B) SMTP (C)PPP (D)FTP

55. What does WWW stand for?

A) World Web Web B) Web World Wide
C) World Wide Web D) Wide World Web

56. Which markup language is used for creating the structure of web pages?

A) CSS B) HTML C) XML D) JavaScript

57.Which markup language is primarily used for defining data structures and encoding data?

A) HTML B) CSS C) XML D) JavaScript

58. What is the primary function of a domain name?

A) To specify the web server's IP address B) To define the path to a web page
C) To store web content D) To serve as a web browser

59. What part of a URL typically follows the domain name and identifies the specific resource on a website?

A) Protocol B) Port C) Query string D) Path

60.What is a website composed of?

A) Web browsers only B) Web servers only
C) Web browsers and web servers D) Domain names only

61. Which software application is used to access and view web pages on the internet?

A) Web server B) HTML editor C) Web browser D) Web host

62.What is the primary function of a web server in the context of the World Wide Web?

A) Rendering web pages B) Storing web content

Difference in highest and lowest frequency of signals in a network	No. of bits transferred per unit of time
Unit : Htz	Unit : Mbps , Kbps

Q2. Expand the following :

2. Kbps
3. Mbps
4. Gbps
5. Bps

Ans: Kilobits per second , Megabits per second , Gigabits per second , bits per second.

Two Marks Questions (SA Type)

1. What is Data Communication and Characteristics of Data Communication?

Ans. Data communications means the exchange of data between two devices via some form of transmission medium such as a wire cable.

For data communications to occur, the communicating devices must be part of a communication system made up of a combination of hardware (physical equipment) and software (programs).

Characteristics of Data Communications:

The effectiveness of a data communications system depends on four fundamental characteristics: delivery, accuracy, timeliness, and jitter.

- 1. Delivery** , **2. Accuracy** , **3. Timeliness** , **4. Jitter**

Q2. Write any one difference between circuit switching and packet switching .

Circuit Switching	Packet Switching
A dedicated path is established between sender a receiver	No dedicated path but message are sent in chunk of bytes ,in smaller packets .

Q4. Explain the term IP address with a suitable example.

Ans: IP address or Internet Protocol address is a unique logical 4byte address . Example:

192.168.1.190

Q5. Write any two disadvantages of Circuit switching .

Ans: 1. Time required to setup a physical connection between the sender and the receiver makes delay in communication

2. Since a communication channel is dedicated for a particular transmission, it cannot be utilized for other communication, even if the channel is free.

Q6. Write True or False

a. Unguided media refers to wireless communication channels.

Answer: True.

b. The coaxial cables are best fitted in LANs

Answer: False

c. The twisted-pair cables provide high-speed data transmission compared to other cables.

Answer: False.

d, Bluetooth cannot penetrate the walls.

Answer: False

e. Optical networks can transmit voice, data, and video.

Answer: True.

f. Bus Topology is cost effective. True or False.

Answer True

g. LAN is made only with wired connection. True or False.

Answer : False

h. WAN and Internet are two different concept. True or False.

Answer : True

ASSERTION & REASONING QUESTIONS:

1. Mark the correct choice as

(a) Both A and R are true and R is the correct explanation for A

(b) Both A and R are true and R is not the correct explanation for A

(c) A is True but R is False

(d) A is false but R is True

Q1) **Assertion:** Wireless technologies allow communication between two or more devices in short to long distance without requiring any physical media.

Reason: Wireless technologies allow communication between two or more devices in short to long distance without requiring any physical media..

Answer: (b) Both A and R are true and R is not the correct explanation for A

Q2) **Assertion:** It is necessary to use satellites for long distance T.V transmission.

Reason: The television signals are low frequency signals.

Answer: (c) A is true, but R is false.

Q3) **Assertion:** It is not necessary for a transmitting antenna to be at the same height as that of receiving antenna for line-of sight communication.

Reason: If the signal is to be received beyond the horizon then the receiving antenna must be high enough to intercept the line-of sight waves.

Answer: (a) Both A and R are true and R is the correct explanation for A.

Q4) **Assertion:** Microwave propagation is better than the sky wave propagation.

Reason: Microwaves have frequencies 100 to 300 GHz, which have very good directional properties.

Answer: (a) Both A and R are true and R is the correct explanation for A.

Q5) **Assertion:** Satellite is an ideal platform for remote sensing.

Reason: Satellite in polar orbit can provide global coverage or continuous coverage of the fixed area in geostationary configuration.

Answer: (a) Both A and R are true, and R is the correct explanation for A.

2.Mark the correct choice as

- a.Both statements are correct.
- b. Both statements are incorrect.
- c.Statement 1 is correct, but Statement 2 is incorrect
- d.Statement 1 is incorrect, but Statement 2 is correct

a)

statement 1:- Modem is used for conversion between electric signals and digital bits..

statement 2:- Each NIC has a MAC address

ANS-a

b)Statement :1- A switch can work is place of a hub.

Statement 2:- A gateway is like a modem.

ANS-b

c) Statement :1 A switch is a device used to segment networks into sub-networks or subnets.
Statement :2 A switch does not forward the signals which are noisy or corrupted.

ANS-a

d) Statement 1 – A router can not connect LAN with WAN

Statement 2 - A router works as a dispatcher and choose the most efficient route for data packets to travel across a network

ANS-d

e.Statement :1- A repeater is an analog device.

Statement :2:- A modem is neither analog nor digital it is a converting device

Ans: a

3. **Assertion:** HTML and XML serve the same purpose and can be used interchangeably for creating web content.

Reason: Both HTML and XML are markup languages designed for structuring web content.

Answer: (b) Both A and R are true and R is not the correct explanation for A

4. **Assertion:** Web hosting providers are responsible for the security and encryption of data transmitted between web browsers and web servers.

Reason: Security and encryption of data are primarily the responsibility of web browsers.

Answer: (d) A is false, but R is true.

5. **Assertion:** The World Wide Web (WWW) is synonymous with the internet.

Reason: WWW is a term often used interchangeably with the internet.

Answer: (b) Both A and R are true, but R is not the correct explanation for A.

6. **Assertion:** A URL is a specific web address that always starts with "www."

Reason: The "www" prefix is a mandatory part of every URL.

Answer: (d) A is false, but R is true.

7. **Assertion:** HTML documents can be executed directly in a web browser.

Reason: Web browsers interpret and render HTML code to display web pages.

Answer: (a) Both A and R are true, and R is the correct explanation for A.

SA-1 (2 MARKS QUESTION)

Q1) Define communication channel.

Answer: A communication channel is the medium through which data is moved from the source to destination. The communication channel can be either wired or wireless. Wired communication channel is also called guided medium while wireless communication channel is also called unguided medium.

Q2) Your friend wishes to install a wireless network in his office. Explain him the difference between guided and unguided media.

Answer: Guided media uses cables to connect computers. It is also referred to as Wired or Bounded transmission media. Signals being transmitted are directed and confined in a narrow pathway by using physical links.

In wireless communication technology, information travels in the form of electromagnetic signals through air. Wireless technologies allow communication between two or more devices in short to long distance without requiring any physical media.

Q3) Differentiate between communication using Optical Fiber and Ethernet Cable in context of wired medium of communication technologies.

Answer: Optical Fibre - Very Fast - Expensive - Immune to electromagnetic interference
Ethernet Cable - - Slower as compared to Optical Fiber - Less Expensive as compared to Optical Fiber - prone to electromagnetic interference.

Q4) Rearrange the following terms in increasing order of speedy medium of data transfer: Telephone line, Fiber Optics, Coaxial Cable, Twisted Paired Cable.

Answer: Telephone line, Twisted Pair Cable, Coaxial Cable, Fiber Optics.

Q5) Give two examples of each – Guided media and Unguided media.?

Answer: Guided – Twisted pair, Coaxial Cable, Optical Fiber (any two)

Unguided – Radio waves, Satellite, Micro Waves (any two).

Q6) i. What is the full form of MODEM?

ii. What is the full form of Wifi?

ANS- i. MODULATOR - DEMODULATOR, ii- Wireless Fidelity

Q7) Why is switch called an intelligent hub?

ANS- Switch is used to connect multiple computers or communicating devices within a office /building thus creating LANs.. When data arrives, the switch extracts the *destination address* from the data packet and looks it up in a table to see where to send the packet. *Thus, it sends signals to only selected devices instead of sending to all.*

Q8) What is the difference between switch and router?

ANS-

SN	Switch	Router
1	it works on the same network type	It works on network of a different type.
2	They are found in the same LAN where there is a single path from source to destination	They connect LANs and there can be multiple paths from source to destination

Q9) What is the difference between a Hub and Switch?

ANS-

SN	Hub	Switch
1	It broadcast signals to all the devices connected	it sends signals to only selected devices instead of sending to all
2	It is not an intelligent device	it is an intelligent device.
3	Hub is simply old type of device and is not generally used.	switch is very sophisticated device and widely used.

Q10) Write two characteristics of Wi-Fi.

Ans

- (a) It allows an electronic device to exchange data or connect to the internet wirelessly using microwaves.
- (b) Network range of Wi-Fi is much less than other network technologies like wired LAN.

Q11)What is HTTPS and what port does it use?

Answer: HTTPS is a Secure HTTP. HTTPS is used for secure communication over a computer network. HTTPS provides authentication of websites that prevents unwanted attacks.

In bi-directional communication, the HTTPS protocol encrypts the communication so that the tampering of the data gets avoided. With the help of an SSL certificate, it verifies if the requested server connection is a valid connection or not. HTTPS use TCP with port 443.

Q12)List the similarities between UDP and TCP.

Answer: 1)Both protocols TCP and UDP are used to send bits of data over the Internet, which is also known as 'packets'.

2)When packets are transferred using either TCP or UDP, it is sent to an IP address. These packets are traversed through routers to the destination.

Q13)What is a protocol?Which protocol is used to search information from internet using an internet browser?

Answer: Protocols are a set of rules outlining how connected devices communicate across a network to exchange information easily and safely.

HTTP protocol is used to search information from internet using an internet browser.

Q14)Expand the following : SMTP,PPP

Answer: SMTP-Simple Mail Transfer Protocol

PPP- Point to point protocol

Q15)Define IMAP?

Answer:Internet Message Access Protocol, or IMAP, is a standard email retrieval (incoming) protocol. It stores email messages on a mail server and enables the recipient to view and manipulate them as though they were stored locally on their device(s).

Q16) What does WWW stand for?

Answer: World Wide Web.

Q17) What is HTML used for?

Answer: HTML is used for structuring and formatting web content.

Q18) What does XML stand for, and what is its primary purpose?

Answer: XML stands for Extensible Markup Language. Its primary purpose is to structure and encode data in a machine-readable format.

Q19) What is a domain name?

Answer: A domain name is a human-readable web address that helps locate resources on the internet.

Q20) What does URL stand for, and what is its role?

Answer: URL stands for Uniform Resource Locator. It is used to specify the address of a resource on the internet.

Q21) What is the main function of a web browser?

Answer: The main function of a web browser is to display web content and allow users to interact with it.

SA-2(3 MARKS)-3 QUESTIONS

Q1. What is modem? Define the functioning of internal modem and external modem.
ANS-

Modem stands for modulator de-modulator that converts analog *signals to digital signals at the sender's end*. It converts *digital signals back to analog signals at the receiver's end*.

- The two types of **modems** are: internal modem and external modem.
- Functioning of internal modem: - The modems that are fixed within the computer.
Functioning of external modem: - The modems that are connected externally to a computer as other peripherals are connected.

Q2- What do you mean by a gateway? Why it is used in network?

ANS- Gateway” as the name suggests, it acts as a “gate” between an organisation's network (say LAN) and the outside world of the Internet(i.e WAN). If a node from one network wants to communicate with a node of a foreign network, it will pass the data packet to the gateway, which then routes it to the destination using the best possible route. For simple Internet connectivity at homes, the gateway is usually the Internet Service Provider(ISP) that provides access to the entire Internet.

Q3- What are Wi-Fi cards? Explain.

ANS- A **Wi-Fi card** is either an internal or external Local Area Network adapter with a built-in wireless radio and antenna. The most common Wi-Fi cards used in desktop computers are PCI-Express Wi-Fi cards made to fit the PCI-Express card slots on the motherboard.

Q4)Write a short note on functioning of telnet?

Answer:Telnet is a set of rules designed for connecting one system with another. The connecting process here is termed as remote login. The system which requests for connection is the local computer, and the system which accepts the connection is the remote computer.

Q5)Write short Notes on a)POP3 b)SMTP

Answer : a)Post Office Protocol version 3 (POP3) is a standard mail protocol used to receive emails from a remote server to a local email client. POP3 allows you to download email messages on your local computer and read them even when you are offline. Note, that when you use POP3 to connect to your email account, messages are downloaded locally and removed from the email server

b)Simple Mail Transfer Protocol (SMTP) is the standard protocol for sending emails across the Internet.By default, the SMTP protocol works on these ports:

Q6)What protocol can be applied when you want to transfer files between different platforms, such as UNIX systems and Windows servers?Expand TCP.

Answer: We can use FTP (File Transfer Protocol) for file transfers between such different servers. This is possible because FTP is platform-independent.

TCP - TRANSMISSION CONTROL PROTOCOL

Q7)(a) Write the full forms of the following: (i) SMTP (ii) PPP (b) What is the use of TELNET?

Answer: a)SMTP -Simple mail transfer protocol ii)PPP- Point to point protocol

TELNET : Telnet is a set of rules designed for connecting one system with another

Q8)Compare between HTTP and HTTPS

Answer :The only difference between the two protocols is that HTTPS uses TLS (SSL) to encrypt normal HTTP requests and responses, and to digitally sign those requests and responses. As a result, HTTPS is far more secure than HTTP.

Q9): What is the World Wide Web (WWW), and how does it differ from the internet as a whole?

Answer: The World Wide Web (WWW or Web) is a system of interconnected documents and resources linked via hyperlinks and URLs (Uniform Resource Locators). It is a subset of the internet that primarily consists of web pages and multimedia content. The internet, on the other hand, is a global network that encompasses various services, including email, file sharing, and more. The WWW is just one of many services offered on the internet.

Q10) Explain the role of HTML in web development. How does HTML structure web content, and what are its basic elements?

Answer: HTML (Hyper Text Markup Language) is a fundamental language for web development. It structures web content by using tags to define elements such as headings,

paragraphs, lists, links, images, and more. HTML provides a standardized way to format and arrange content on web pages, making it accessible to web browsers for rendering.

Q11) How does XML differ from HTML, and what are its primary use cases in web services and data management?

Answer: XML (Extensible Markup Language) differs from HTML in that it is not focused on presentation but rather on data storage and exchange. XML allows users to define their own tags, making it a versatile choice for structuring and encoding data in a machine-readable format. Its primary use cases include data interchange, configuration files, and representing structured information in a human-readable and machine-readable format.

Q12) What are domain names, and why are they essential in web services? Explain the domain name system (DNS) and how it resolves domain names to IP addresses.

Answer: Domain names are human-readable web addresses that simplify access to resources on the internet. The Domain Name System (DNS) is a distributed database that translates domain names into IP addresses, which are required to locate resources on the internet. When a user enters a domain name in a web browser, the DNS system resolves it to the corresponding IP address, allowing the browser to connect to the appropriate web server.

Q13) Describe the components of a URL (Uniform Resource Locator) and their significance in identifying and accessing web resources.

Answer: A URL consists of several components, including the protocol (e.g., "http" or "https"), domain name or IP address, port number, path, and query parameters. These components work together to specify the exact location of a web resource. The protocol determines how the resource should be accessed, while the domain name or IP address identifies the server hosting the resource. The path and query parameters further specify the resource's location and parameters.

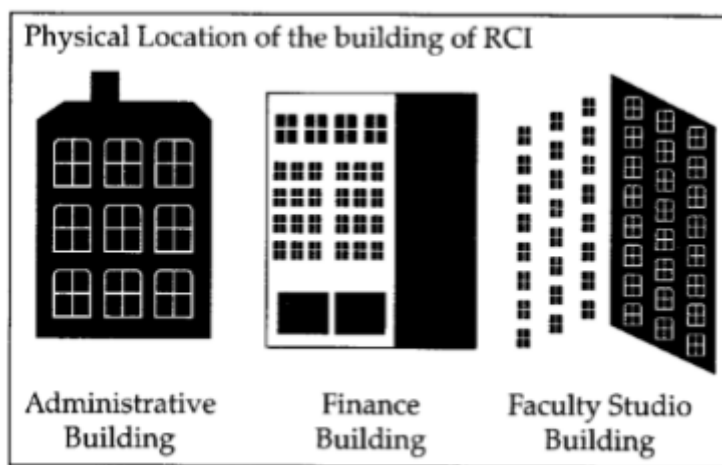
Q14) What constitutes a website, and how do websites function on the internet? Explain the role of web servers and web browsers in the process.

Answer: A website is a collection of web pages and related content accessible under a common domain name. Websites are hosted on web servers, which store and serve web content to users upon request. Web browsers, such as Chrome or Firefox, act as client applications that

send requests to web servers to access web pages. Browsers interpret HTML and other web technologies to display web content to users.

CASE BASED QUESTIONS

Q1) RCI is an online corporate training provider company for IT related courses. The company is setting up their new campus in Kolkata. You as a network expert have to study the physical locations of various blocks and the number of computers to be installed. In the planning phase, provide the best possible answers for the queries (i) to (iii) raised by them.



Block to Block Distances (in mtrs.)

From	To	Distance
Administrative Building	Finance Building	60
Administrative Building	Faculty Studio Building	120
Finance Building	Faculty Studio Building	70

Expected computers to be installed in each block

Buildings	Computers
Administrative Building	20
Finance Building	40
Faculty Studio Building	120

(i) Suggest the most appropriate block, where RCI should plan to install the server.

(ii) Which type of network out of the following is formed by connecting the computers of these three blocks?

- 6. LAN
- 7. MAN
- 8. WAN

(iii) Which wireless channel out of the following should be opted by RCI to connect to students from all over the world?

- 9. Infrared
- 10. Microwave
- 11. Satellite

Answer. (i) Faculty Studio Building: As it has the maximum number of computers

(ii) LAN

(iii) Satellite

Q2) Global Pvt. Ltd. is setting up the network in the Bangalore . There are four departments



Distances between various buildings are as follows:

Accounts to Research Lab	55 m
Accounts to Store	150 m
Store to Packaging Unit	160 m
Packaging Unit to Research Lab	60 m
Accounts to Packaging Unit	125 m
Store to Research Lab	180 m

Number of Computers

Accounts	25
Research Lab	100
Store	15
Packaging Unit	60

- (ii) **Suggest the most suitable place (i.e. buildings) to house the server of this organization.**
- (iii) **Suggest the placement of the following device with justification:**
 - a) Repeater b) Hub/Switch
- (iv) **Suggest the best Transmission media to connect the devices of each block.**

Answer. (i) Research Lab: As it has the maximum number of computers

- (ii) (a) Repeater will be placed between Accounts to Packing Unit as the distance is more than 100 mtrs.
- (b) Hub/Switch will be placed in each block
- (iii) Ethernet Cable

Q3. Rajlakshmi is a class 12 computer science student. She is confused between the working of 'switch ' and 'router '. As a friend of Rajlakshmi, explain her the difference between the working of swich and router .

ANS-, A router’s main objective is to establish a connection between networks of different types . Also, it works on the network layer. A switch’s main objective is to establish a connection among various devices of the same network . It basically functions on the data link layer.

Q4. Mr Anshuman is running an academic Institute which has various blocks(buildings). He is planning to set up a network . He is confused in installation of network devices like Hub/Switch and Repeater. Which device will you suggest to be placed/installed in each of these blocks to efficiently connect all the computers within these blocks

ANS-

- i. Hub/Switch to be placed in each building block .
- (v) Repeater is to be placed between the blocks if distance between the blocks is more than 80m

Q5. Raj has set up an Institute with four specialised departments for Orthopedics, Neurology and Pediatrics along with an administrative office in separate buildings. In the same campus .Suggest the devices to be installed in each of these offices for connecting computers installed within the building out of the following:

- Modem
- Switch
- Gateway
- Router

ANS- Modem or Switch or Router

Q6.

Meticulous EduServe is an educational organization. It is planning to setup its India campus at Chennai with its head office at Delhi. The Chennai campus has 4 main buildings – ADMIN, ENGINEERING, BUSINESS and MEDIA

Block to Block distances (in Mtrs.)

From	To	Distance
ADMIN	ENGINEERING	55 m
ADMIN	BUSINESS	90 m
ADMIN	MEDIA	50 m
ENGINEERING	BUSINESS	55 m
ENGINEERING	MEDIA	50 m
BUSINESS	MEDIA	45 m
DELHI HEAD OFFICE	CHENNAI CAMPUS	2175 km

Number of computers in each of the blocks/Center is as follows:

ADMIN	110
ENGINEERING	75
BUSINESS	40
MEDIA	12
DELHI HEAD	20

a) Suggest and draw the cable layout to efficiently connect various blocks of buildings within the CHENNAI campus for connecting the digital devices.

b) Which network device will be used to connect computers in each block to form a local area network?

c) Which block, in Chennai Campus should be made the server? Justify your answer.

d) Which fast and very effective wireless transmission medium should preferably be used to connect the head office at DELHI with the campus in CHENNAI?

e) Is there a requirement of a repeater in the given cable layout? Why/Why not?

Answer:

i) Proper Layout using Star or Bus topology preferably.

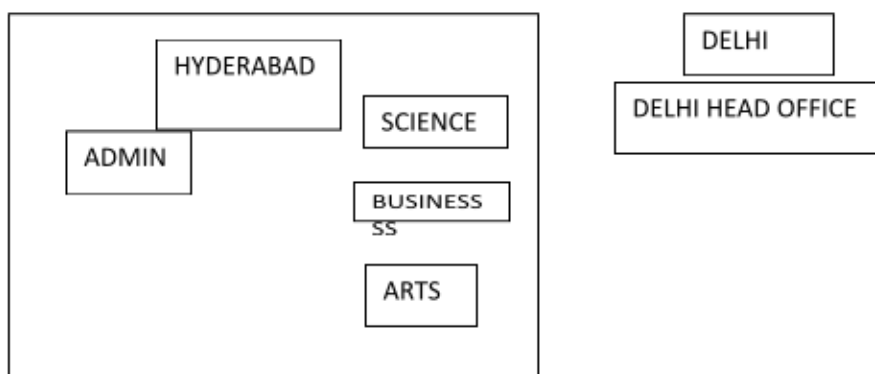
ii) Hub/Switch

iii) Admin

iv) Satellite

v) No need of Repeater

Q7. Xclencia Edu Services Ltd. is an educational organization. It is planning to set up its India campus at Hyderabad with its head office at Delhi. The Hyderabad campus has 4 main buildings – ADMIN, SCIENCE, BUSINESS and ARTS. You as a network expert have to suggest network related solutions for their problems raised in (i) to (iv), keeping in mind the distances between the buildings and other given parameters.



ADMIN to SCIENCE	65m
ADMIN to BUSINESS	100m
ADMIN to ARTS	60m
SCIENCE to BUSINESS	75m
SCIENCE to ARTS	60m
BUSINESS to ARTS	50m
DELHI head Office to HYDERABAD Campus	1600km

ADMIN	100
SCIENCE	85
BUSINESS	40
ARTS	12
DELHI Head Office	20

(i) Suggest the most appropriate location of the server inside the HYDERABAD campus (out of the 4 buildings), to get the best connectivity for maximum number of computers. Justify your answer.

(ii) Suggest and draw the cable layout to efficiently connect various buildings within the HYDERABAD campus for connecting the computers.

(iii) Which hardware device will you suggest to be procured by the company to be installed to protect and control the internet uses within the campus?

(iv) Which of the following will you suggest to establish the online face-to-face communication between the people in the Admin Office of HYDERABAD campus and DELHI Head Office?

- a.E- Mail
- b.Text Chat
- c.Video Conferencin
- d.Cable TV

(V)Is there any requirement of repeater in the selected layout?Explain.

Answer :

i)ADMIN

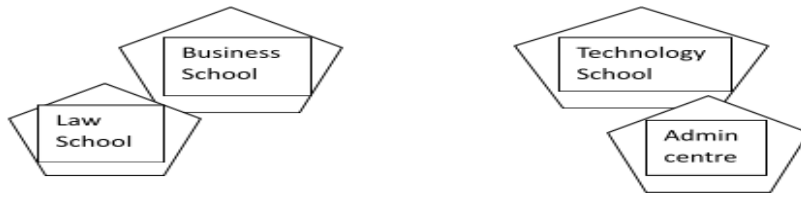
ii)Proper Layout using Star ,Ring or Bus topology preferably.

iii)Firewall

iv)Video Conferencing

v)May be given between Admin to Business Block.

Q8. Great Sudies University is setting up its Academic schools at Sunder Nagar and planning to set up Network. The university has 3 academic schools and one administration centre s shown in the diagram below:



Centre to centre distances between various buildings is as follows:

Law School to Business School	60 m
Law School to Technology School	90 m
Law School to Admin School	115 m
Business School to Technology School	40 m
Business School to Admin School	45 m
Technology School to Admin School	25 m

Number of computers in each of the Schools/Centre is follows:

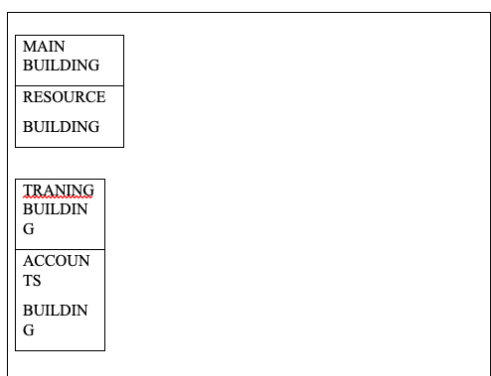
Law school	25
Technology School	50
Admin school	125
Business School	35

- i) Suggest the most suitable place (i.e. School/Centre) to install the server of this university with a suitable reason.
- ii) Suggest an ideal layout for connecting these schools/center for a wired connectivity.
- iii) Which device will you suggest to be placed/installed in each of these schools/center to efficiently connect all the computers within these schools/center ?
- iv) The university is planning to connect its admission office in the closest big city, which is more than 350 km from the university. Which type of network out of LAN, MAN or WAN will be formed ? Justify your answer.
- v) In which block modem is to be placed? Justify your answer.

Answer :

- i) Admin Centre
- ii) Proper Layout using Star, Ring or Bus topology preferably
- iii) Hub/Switch
- iv) WAN
- v) Admin Centre

Q9. "Vidhya for All" is an educational NGO. It is setting up its new campus at Jaipur for its web-based activities. The campus has four buildings as shown in the diagram below:



Center to the center distances between various buildings as per architectural drawings (in meters) is as followings:

MAIN BUILDING TO RESOURCE BUILDING	120m
MAIN BUILDING TO TRAINING BUILDING	40m
MAIN BUILDING TO ACCOUNTS BUILDING	135m
RESOURCE BUILDING TO TRAINING BUILDING	125m
RESOURCE BUILDING TO ACCOUNTS BUILDING	45m
TRAINING BUILDING TO ACCOUNTS BUILDING	110m

Expected number of computers in each building is as follows:

MAIN BUILDING	15
RESOURCE BUILDING	25
TRAINING BUILDING	250
ACCOUNTS BUILDING	10

E1) Suggest a cable layout of connections between the buildings.

E2) Suggest the most suitable place (i.e. building) to house the server for this NGO. Also, provide a suitable reason for your suggestion.

E3) Suggest the placement of the following devices with justification:

(vi) Repeater

(vii) Hub/switch

E4) The NGO is planning to connect its International office situated in Delhi. Which out of the following wired communication links, will you suggest for a very high speed connectivity?

(viii) Telephone analog line

(ix) Optical fibre

(x) Ethernet cable

E5) Suggest a device to prevent unauthorised access of information, and to ensure secured internet surfing, in the buildings.

Answer :

i) Proper Layout using Star, Ring or Bus topology preferably

ii) Training Building

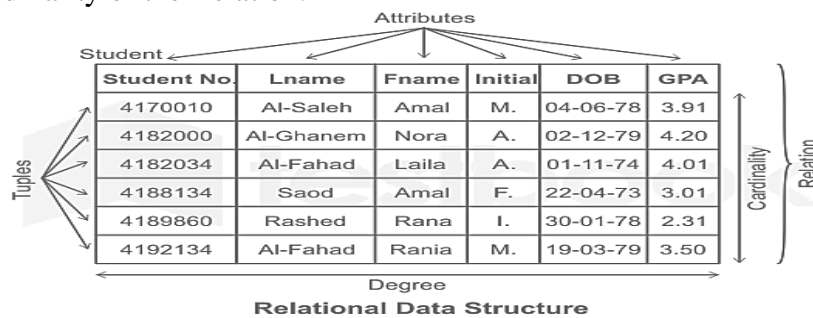
- iii) Where the distance more than 90-100 mtr .
- iv) Optical fibre
- v) Firewall

UNIT 7 : DATABASE CONCEPTS AND SQL

Section 1: Database Concepts

1. **DATABASE:** A Database is defined as an organized collection of interrelated data that serves many applications.
2. **DATABASE MANAGEMENT SYSTEM:** A Database Management System (DBMS) is a general purpose software system that facilitates the process of defining, constructing and manipulating databases for various applications.
3. **NEED FOR DBMS**
 - 1) Helps store data in a structured manner.
 - 2) Query the Database(i.e. ask questions about the data)
 - 3) Sort and Manipulate the Data in the Database
 - 4) Validate the Data Entered and check for inconsistencies
 - 5) Produce Flexible Reports
4. **ADVANTAGES OF DBMS**
 - 1) Elimination of Data Redundancy/Duplication
 - 2) Data Consistency
 - 3) Sharing of Data
 - 4) Reduced Programming Effort
 - 5) Improved Data Integrity
 - 6) Privacy and Security
 - 7) Improved backup and recovery system
 - 8) Economical
5. **TYPES OF DBMS**
 - 1) Hierarchical DBMS
 - 2) Network Based DBMS
 - 3) Object Based DBMS
 - 4) Relational DBMS
6. **RELATIONAL DATABASE MANAGEMENT SYSTEM (RDBMS)**

7. **RELATIONAL DATABASE** - Relational Database consists of various Tables which are also known as Relations.
8. **TABLES/RELATIONS** – A Table or a Relation consists of several Rows or Tuples which hold the Records.
9. **ROWS/TUPLES** – A Row or Tuple consists of several Columns or Attributes with various Data Fields to store Interrelated Data.
10. **COLUMNS/ATTRIBUTES** – Each Attribute or Column contains Data which are to be stored in the Relation.
11. **ENTITY** – An Entity is the Data that is stored in each column/ attribute.
12. **DOMAIN OF A RELATION** – Domain refers to the data that can be inserted in a specific column/ attribute.
 - 1) Eg. Gender Attribute can hold only (M/F/O) Data and any other data will be treated as Outside the Domain of this attribute.
13. **DEGREE OF A RELATION** – The total number of Attributes in a relation is known as the Degree of the Relation.
14. **CARDINALITY OF A RELATION** – The total number of Tuples / Records in a relation (excluding the Top Row, which contains the Attribute Headers) is known as the Cardinality of the Relation.



- 1) **15. KEYS IN A DATABASE**
16. **PRIMARY KEY** – An Attribute or a set of Attributes, which uniquely identifies each tuple in the Relation is known as Primary Key.
17. **CANDIDATE KEY** – An Attribute or a set of Attributes that has the ability to uniquely identify each tuple in the Relation is known as a Candidate Key.
18. **ALTERNATE KEY** – All the Candidate Keys which were not chosen to be Primary Key are also known as Alternate Keys.
19. **FOREIGN KEY** - An Attribute or a Set of Attributes in one relation which refer to the Primary Key of any other Relation is known as the Foreign Key of the Relation. They are used to establish relationships between Tables.

Tips to Remember regarding Keys in a Database

One can always relate the Keys in a Relation to be like the Representatives of Each Political Party during an Election.

- All representatives are those who promise to uniquely identify the problems of each voter in the country. They are the Candidates for the Election. In a similar way, Candidate Keys can uniquely identify each tuple.
- After the Elections One Candidate among all the Candidates are elected as the Prime Minister of the Country. Similarly any one of the Candidate Keys which has been

chosen by the Database Developer to uniquely identify each tuple is the Primary Key of the Relation.

- *All those Candidates who could not become the Prime Minister, become the member of the Opposition. Similarly all the Candidate Keys which were not chosen to be Primary Key are also known as Alternate Keys of the Relation.*
- *The Prime Minister of the Country often sends Foreign Ministers to represent the Prime Minister in other countries. Similarly, a Foreign Key are attributes in a relation which refers to the Primary Key of some other Relation.*

Check Your Progress :

MULTIPLE

CHOICE

QUESTIONS

Question 1: What is a database?

- (A) A collection of organized data (B) A software program used to manage data
(C) A hardware device used to store data (D) All of the above

Answer: (A)

Question 2: What are the benefits of using a database?

- (A) Improved data organization and efficiency (B) Reduced data redundancy
(C) Improved data integrity (D) Improved data security
(E) All of the above

Answer: (E)

Question 3: What is the relational data model?

- (A) A type of database model that stores data in tables
(B) A type of database model that stores data in hierarchies
(C) A type of database model that stores data in networks
(D) All of the above

Answer: (A)

Question 4: What is a relation in the relational data model?

- (A) A table (B) A row in a table (C) A column in a table (D) None of the above

Answer: (A)

Question 5: What is an attribute in the relational data model?

- (A) A column in a table (B) A row in a table (C) A table (D) None of the above

Answer: (A)

Question 6: What is the domain of an attribute?

- (A) The set of possible values that the attribute can take
(B) The name of the attribute
(C) The data type of the attribute (D) None of the above

Answer: (A)

Question 7: What is the degree of a relation?

- (A) The number of attributes in the relation
- (B) The number of rows in the relation
- (C) The number of tables in the relation
- (D) None of the above

Answer: (A)

Question 8: What is the cardinality of a relation?

- (A) The number of attributes in the relation
- (B) The number of rows in the relation
- (C) The number of tables in the relation
- (D) None of the above

Answer: (B)

Question 9: What is a key in the relational data model?

- (A) A set of attributes that uniquely identifies a tuple in a relation
- (B) A set of attributes that is used to sort the tuples in a relation
- (C) A set of attributes that is used to filter the tuples in a relation
- (D) None of the above

Answer: (A)

Question 10: What is a foreign key in the relational data model?

- (A) A set of attributes in one relation that references the primary key of another relation
- (B) A set of attributes in one relation that references the candidate key of another relation
- (C) A set of attributes in one relation that references the foreign key of another relation
- (D) None of the above

Answer: (A)

ASSERTION

REASONING

QUESTIONS

Question 1:

Assertion (A): A database is a collection of organized data.

Reason (R): A database can be used to store a wide variety of data types, including text, numbers, images, and videos.

Answer: Both (A) and (R) are correct and (R) is the correct explanation of (A).

Question 2:

Assertion (A): The relational data model is a type of database model that stores data in tables.

Reason (R): The relational data model is the most popular type of database model used today.

Answer: Both (A) and (R) are correct and (R) is not the correct explanation of (A).

Question 3:

Assertion (A): A relation in the relational data model is a set of tuples.

Reason (R): A tuple is a column in a table.

Answer: Assertion (A) is True and Reason (R) is False.

Question 4:

Assertion (A): A foreign key in the relational data model is a set of attributes in one relation that references the primary key of another relation.

Reason (R): Foreign keys are used to establish relationships between tables.

Answer: Both (A) and (R) are correct and (R) is the correct explanation of (A).

Question 5:

Assertion (A): A candidate key in the relational data model is a set of attributes that uniquely identifies a tuple in a relation.

Reason (R): A primary key is a candidate key that is chosen to be the unique identifier for tuples in a relation.

Answer: Both (A) and (R) are correct and (R) is the correct explanation of (A).

TRUE FALSE QUESTIONS

1: A database is a collection of organized data. (**True**)

2: The relational data model is a type of database model that stores data in hierarchies. (**False**)

3: A relation in the relational data model is a row in a table. (**False**)

4: A foreign key in the relational data model is a set of attributes in one relation that references the primary key of another relation. (**True**)

5: A candidate key in the relational data model is a set of attributes that can uniquely identifies a row in a table. (**True**)

SHORT ANSWER QUESTIONS (2 MARKS)

1 Mention the various advantages of DBMS.

1. Ans. The following are some of the advantages of DBMS:-
2. 1. Elimination of Data Redundancy/Duplication
3. 2.Data Consistency
4. 3.Sharing of Data
5. 4.Reduced Programming Effort etc.

2.What is the difference between an attribute and tuple?

Ans. The columns of the table are known as Attributes and the rows in the table which store the record is known as tuples.

3.Define Degree and Cardinality.

Ans. **DEGREE OF A RELATION** – The total number of Attributes in a relation is known as the Degree of the Relation.

CARDINALITY OF A RELATION – The total number of Tuples / Records in a relation (excluding the Top Row, which contains the Attribute Headers) is known as the Cardinality of the Relation.

4. Given a Table Employee (EID, EName, Department, Salary). The Table contains details of 10 Employees. A User inserts 4 more Employee records. 2 Employees resign and their data are deleted from the table. The developer also adds a Gender Column to the table. What is the Degree and Cardinality of the Table? Also mention which column can be used as a Primary Key.

Ans. Degree – 5 and Cardinality – 12 , Primary Key – EID

5. Differentiate between Primary Key and Foreign Key.

Ans. An Attribute or a set of Attributes, which uniquely identifies each tuple in the Relation is known as Primary Key whereas an Attribute or a Set of Attributes in one relation which refer to the Primary Key of any other Relation is known as the Foreign Key of the Relation. They are used to establish relationships between Tables. There can only be 1 Primary Key however, there can be multiple Foreign Keys from multiple Tables.

SHORT ANSWER QUESTIONS (3 MARKS)

1. Mention 3 Limitations of DBMS.

Ans. The following are three Limitations of DBMS:-

- a. High Cost – DBMS requires various software, hardware and highly intelligent people, for operating and maintaining the database system, which adds cost.
- b. Database Failure – If Database is corrupted due to power failure or any other reason, our valuable data may be lost.
- c. Data Quality – With increased number of users directly accessing data from a Database, there are enormous opportunities for data damage.

Section 2: Structured Query Language (SQL)

MySQL is an open-source relational database management system.

Types of SQL Statements / Commands :

2. Data Definition Language (DDL) Statement
3. Data Manipulation Language (DML) Statement
4. Transaction Control Statement
5. Session Control Statement
6. System Control Statement
7. Embedded SQL Statement

Data Definition Language (DDL) Statements :

8. Data Definition Language (DDL) or Data Description Language (DDL) is a standard for commands that defines the different structures in a database.
9. DDL statements are used to create structure of a table, modify the existing structure of the table and remove the existing table.
10. Some of the DDL statements are CREATE TABLE, ALTER TABLE and DROP TABLE.

Data Manipulation Language (DML) Statements :

11. Data Manipulation Language (DML) statements are used to access and manipulate data in existing tables.

12. The manipulation includes inserting data into tables, deleting data from the tables, retrieving data and modifying the existing data.
13. The common DML statements are SELECT, UPDATE, DELETE and INSERT.

Commonly used data types in MySQL:

(1) CHAR :

14. CHAR should be used for storing fix length character strings.
15. Syntax: CHAR(n)
16. Fixed-length character string having maximum length n.
17. Example: CHAR(5) implies to reserve spaces for 5 characters. If data does not have 5 characters (e.g., 'CS' has two characters), MySQL fills the remaining 6 characters with spaces padded on the right.

(2) VARCHAR:

18. VARCHAR is a variable character string.
19. Syntax: VARCHAR (n)
20. Variable-length character string having maximum length n.
21. Example: VARCHAR(5) means a maximum of 5 characters can be stored but the actual allocated bytes will depend on the length of entered string. So 'CS' in VARCHAR(5) will occupy space needed to store 2 characters only.

(3) INT:

22. INT specifies an integer value.
23. Each INT value occupies 4 bytes of storage.
24. This used to store integer number (without any fractional part).
25. Syntax: INT

(4) FLOAT:

- This data type is used to store number with decimal points.
- Each FLOAT value occupies 4 bytes.
- Syntax: FLOAT

(5) DATE:

- The DATE type is used for dates in 'YYYY-MM-DD' format.
- YYYY is the 4 digit year, MM is the 2 digit month and DD is the 2 digit date.
- The supported range is '1000-01-01' to '9999-12-31'.
- Syntax: DATE

Constraints:

- Constraints are certain types of restrictions on the data values that an attribute can have.
- They are used to ensure the accuracy and reliability of data.
- However, it is not mandatory to define constraint for each attribute of a table.

Types of Constraints:

- NOT NULL - Ensures that a column cannot have NULL values where NULL means
 - missing / unknown / not applicable value.

- **UNIQUE** - Ensures that all the values in a column are distinct / unique.
- **PRIMARY KEY** - The column which can uniquely identify each row or record in a table.

CREATE Database:

- It is used to create a database
- Syntax: CREATE DATABASE <DatabaseName>;
- Example : CREATE DATABASE School;

Database School is created

USE Database:

- The USE statement of MySQL helps to select/use a database.
- USE statement is also used to change to another database.
- Syntax: USE <DatabaseName>;
- Example: USE School;

Database is changed to school.

CREATE TABLE : It defines the relations in a database and specify attributes for each relation along with data type and constraint (if any) for each attribute.

Syntax:

CREATE TABLE<table name>

(<column name1> <data type>[size][constraints],

<column name2> <data type>[size][constraints],

...

<column name n> <data type>[size][constraints]);

- **ALTER TABLE** : It is used to make changes in the structure of a table like adding, removing or changing datatype of column(s).
 - Syntax :
 - ALTER TABLE <TableName> ADD/MODIFY/DROP <Attributes/Datatype/Constraints>;
 - To add NOT NULL / UNIQUE / PRIMARY KEY Constraint
ALTER TABLE <TableName> MODIFY <ColumnName> <DATATYPE(SIZE)> Constraint;
 - To remove NOT NULL Constraint
ALTER TABLE <TableName> MODIFY <ColumnName> <DATATYPE(SIZE)>;
 - To remove UNIQUE Constraint
ALTER TABLE <TableName> DROP INDEX <ColumnName>;
 - To remove PRIMARY KEY Constraint
ALTER TABLE <TableName> DROP PRIMARY KEY;
 - To add a column to an existing table
ALTER TABLE <TableName> ADD <ColumnName> <DATATYPE(SIZE)> <Constraint>

- To remove a column from an existing table
ALTER TABLE <TableName> DROP <ColumnName>;
- To change the data type a column from an existing table
ALTER TABLE <TableName> MODIFY <ColumnName>
<DATATYPE(SIZE)>;
- DROP TABLE : To remove a table permanently from the database.
Syntax : DROP TABLE <TableName>;

Check Your Progress :

MCQ	
1.	In a table STUDENT in MySQL database, an attribute NAME of data type VARCHAR(20) has the value "ASEEMA SAHU". Another attribute SUBJECT of data type CHAR(10) has value "CS". How many characters are occupied by attribute NAME and attribute SUBJECT respectively?
	R. 11, 10 S. 11, 2 T. 12, 3 U. 20, 10
2.	Identify the MySQL Commands that belongs to DML category :
	V. ALTER W. DROP X. DELETE Y. CREATE
3.	Consider the following Statements : Statement – 1 : UNIQUE constraint ensures that all the values in a column are distinct / unique. Statement – 2 : MySQL is an open-source relational database management system.
	Z. Only Statement-1 is True AA. Only Statement-2 is True BB. Both Statements are True. CC. Both Statements are False.
4.	Fill in the blank: _____ are used to define the different structures in a database.
	DD. Data Definition Language (DDL) Statement EE. Data Manipulation Language (DML) Statement FF. Transaction Control Statement GG. Session Control Statement
5.	Naresh wants to create an attribute for admission number. Which will be the most suitable data type for admission number which can accommodate admission numbers with 4 digits ?
	HH. VARCHAR(2) II. CHAR(3) JJ. INT KK. DATE

6.	<p>“The column which can uniquely identify each row or record in a table.” The above Statement refers to which constraints in MySQL ?</p>
	<p>LL. NOT NULL MM. UNIQUE NN. PRIMARY KEY OO. DEFAULT</p>
7.	<p>Identify the Statement which is NOT CORRECT ?</p>
	<p>PP. It is mandatory to define constraint for each attribute of a table. QQ. Constraints are certain types of restrictions on the data values that an attribute can have. RR. Constraints are used to ensure the accuracy and reliability of data. SS. It is not mandatory to define constraint for each attribute of a table.</p>
8.	<p>Choose the correct MySQL statement to create a database named TARGET100.</p>
	<p>TT. CREATE TARGET100; UU. CREATE DATABASE TARGET100; VV. CREATE DATABASES TARGET100; WW. Database TARGET100 is not a valid database name. Hence, it cannot be created.</p>
9.	<p>Prapti is presently working in the database SUBJECT. She wants to change and go to the database RECORD. Choose the correct statement in MySQL to go to the database RECORD.</p>
	<p>XX. GO TO DATABASE RECORD; YY. USE DATABASE RECORD; ZZ. CHANGE DATABASE RECORD; AAA. USE RECORD;</p>
10.	<p>Smiti has entered the following statements in MySQL. But it shows an error as mentioned below. Help her to identify the reason for such error ?</p>
	<pre>mysql> CREATE TABLE PRACTICAL(-> SUBJECT VARCHAR(20), -> MARKS INT, -> ROLL INT, -> NAME VARCHAR(30)); ERROR 1046 (3D000): No database selected mysql></pre>
	<p>BBB. She has to first USE an available database or create a new database and then USE it. CCC. Wrong syntax for CREATE TABLE DDD. Wrong data type declaration EEE. PRACTCAL named table already exists.</p>
<p>ASSERTION - REASONING</p>	
	<p>Q.11, 12, 13, 14 and 15 are ASSERTION(A) AND REASONING(R) based questions. Mark the correct choice as</p> <p>FFF. Both A and R are true and R is the correct explanation for A GGG. Both A and R are true and R is not the correct explanation for A</p>

	<p>HHH. A is True but R is False III. A is false but R is True</p>																							
	<p>A table REMEDIAL is created with following attributes, datatype and constraints:</p> <table border="1"> <thead> <tr> <th>Field</th> <th>Datatype</th> <th>Constraints</th> </tr> </thead> <tbody> <tr> <td>SNAME</td> <td>VARCHAR(20)</td> <td>NOT NULL</td> </tr> <tr> <td>ROLL</td> <td>INT</td> <td>UNIQUE</td> </tr> <tr> <td>FEES</td> <td>FLOAT</td> <td></td> </tr> <tr> <td>ADMN</td> <td>INT</td> <td>PRIMARY KEY</td> </tr> </tbody> </table> <p>The first record inserted in the table REMEDIAL successfully is as follows :</p> <table border="1"> <thead> <tr> <th>SNAME</th> <th>ROLL</th> <th>FEES</th> <th>ADMN</th> </tr> </thead> <tbody> <tr> <td>AZAD SARKAR</td> <td>10</td> <td>3500</td> <td>4585</td> </tr> </tbody> </table>	Field	Datatype	Constraints	SNAME	VARCHAR(20)	NOT NULL	ROLL	INT	UNIQUE	FEES	FLOAT		ADMN	INT	PRIMARY KEY	SNAME	ROLL	FEES	ADMN	AZAD SARKAR	10	3500	4585
Field	Datatype	Constraints																						
SNAME	VARCHAR(20)	NOT NULL																						
ROLL	INT	UNIQUE																						
FEES	FLOAT																							
ADMN	INT	PRIMARY KEY																						
SNAME	ROLL	FEES	ADMN																					
AZAD SARKAR	10	3500	4585																					
11.	<p>Assertion(A): The MySQL statement : INSERT INTO REMEDIAL (ROLL, FEES, ADMN) VALUES (11, 1800, 4986); will generate an ERROR and record will not be inserted. Reasoning(R): Field 'SNAME' cannot be an empty or NULL value as the Constraint assign is NOT NULL.</p>																							
12.	<p>Assertion(A): The MySQL statement : INSERT INTO REMEDIAL VALUES ('PAROMITA DOGRA', 10, 3000, 5500); will generate an ERROR and record will not be inserted. Reasoning(R): Duplicate entry '10' for the field 'ROLL'. The Constraint assign is UNIQUE which restricts the duplicate entry.</p>																							
13.	<p>Assertion(A): The MySQL statement : INSERT INTO REMEDIAL (SNAME, ROLL, ADMN) VALUES ('NANDAN VERMA', 20, 6850); will generate an ERROR and record will not be inserted. Reasoning(R): No data may be assigned for the field FEES as it has no constraints.</p>																							
14.	<p>Assertion(A): The MySQL statement : INSERT INTO REMEDIAL VALUES ('NEHA JAIN', 25, 3500, 4585); will generate an ERROR and record will not be inserted. Reasoning(R): Duplicate entry '3500' for the field 'FEES'.</p>																							
15.	<p>Assertion(A): The MySQL statement :</p>																							

	<p>INSERT INTO REMEDIAL VALUES ('NEHA JAIN', 25, 3500, 4585); will generate an ERROR and record will not be inserted.</p> <p>Reasoning(R): Duplicate entry '4585' for the field ADMN. The Constraint assign is PRIMARY KEY which restricts the duplicate entry.</p>															
	True False															
	State True or False for Q.16 to Q20:															
16.	MySQL is an open-source relational database management system.															
17.	All Candidate Keys are Primary Keys but all Primary keys are not Candidate Keys.															
18.	MySQL statement to delete a table STUDENT from the database SCHOOL is DELETE TABLE STUDENT;															
19.	ALTER TABLE statement is used to make changes in the structure of a table like adding, removing or, changing datatype of column(s).															
20.	DDL (Data Definition Language) includes SQL statements such as, CREATE TABLE, ALTER TABLE and DROP TABLE.															
Short Answer Type Questions																
21.	<p>Write MySQL statements for the following:</p> <p>i. To create a database named SCHOOL.</p> <p>ii. To create a table named REMEDIAL based on the following specification:</p> <table border="1" style="margin-left: 20px;"> <thead> <tr> <th>Field</th> <th>Datatype</th> <th>Constraints</th> </tr> </thead> <tbody> <tr> <td>SNAME</td> <td>VARCHAR(20)</td> <td>NOT NULL</td> </tr> <tr> <td>ROLL</td> <td>INT</td> <td>UNIQUE</td> </tr> <tr> <td>FEES</td> <td>FLOAT</td> <td></td> </tr> <tr> <td>ADMN</td> <td>INT</td> <td>PRIMARY KEY</td> </tr> </tbody> </table>	Field	Datatype	Constraints	SNAME	VARCHAR(20)	NOT NULL	ROLL	INT	UNIQUE	FEES	FLOAT		ADMN	INT	PRIMARY KEY
Field	Datatype	Constraints														
SNAME	VARCHAR(20)	NOT NULL														
ROLL	INT	UNIQUE														
FEES	FLOAT															
ADMN	INT	PRIMARY KEY														
22.	Mr. Kareem Sen has just created a table named “STUDENT” containing columns SNAME, SUBJECT and FEES. After creating the table, he realized that he has forgotten to add a PRIMARY KEY column in the table. Help him in writing an SQL command to add a PRIMARY KEY column ADMN of integer type to the table Employee.															
23.	Zenith is working in a database named SCHOOL, in which she has created a table named “STUDENT” containing columns ADMN, SNAME, GENDER and CATEGORY. After creating the table, she realized that the attribute, GENDER has to be deleted from the table and a new attribute FEES of data type FLOAT has to be added. This attribute FEES cannot be left blank. Help Zenith to write the commands to complete both the tasks.															
24.	(i) State one difference between DDL and DML statements in MySQL. (ii) Write the MySQL statement to delete the database named “SCHOOL”.															
25.	Categorize the following commands as DDL or DML: INSERT, UPDATE, ALTER, DROP															

Answer :

MCQ					
1.	(A)				
2.	(C)				
3.	(C)				
4.	(A)				
5.	(C)				
6.	(C)				
7.	(A)				
8.	(B)				
9.	(A)				
10.	(A)				
11.	(A)				
12.	(A)				
13.	(D)				
14.	(B)				
15.	(A)				
16.	True				
17.	False				
18.	False				
19.	True				
20.	True				
21.	i. CREATE DATABASE SCHOOL; ii. CREATE TABLE REMEDIAL(SNAME VARCHAR(20) NOT NULL, ROLL INT UNIQUE, FEES FLOAT ADMN INT PRIMARY KEY);				
22.	ALTER TABLE STUDENT ADD ADMN INT PRIMARY KEY;				
23.	ALTER TABLE STUDENT DROP GENDER; ALTER TABLE STUDENT ADD FEES FLOAT NOT NULL;				
24.	(i) <table border="1" style="width: 100%; border-collapse: collapse;"> <thead> <tr> <th style="width: 50%;">DDL (Data Definition Language)</th> <th style="width: 50%;">DML (Data Manipulation Language)</th> </tr> </thead> <tbody> <tr> <td>DDL statements are used to create structure of a table, modify the existing structure of the table and remove the existing table.</td> <td>DML statements are used to access and manipulate data in existing tables which includes inserting data into tables, deleting data from the tables, retrieving data and modifying the existing data.</td> </tr> </tbody> </table> (ii) DROP DATABASE SCHOOL;	DDL (Data Definition Language)	DML (Data Manipulation Language)	DDL statements are used to create structure of a table, modify the existing structure of the table and remove the existing table.	DML statements are used to access and manipulate data in existing tables which includes inserting data into tables, deleting data from the tables, retrieving data and modifying the existing data.
DDL (Data Definition Language)	DML (Data Manipulation Language)				
DDL statements are used to create structure of a table, modify the existing structure of the table and remove the existing table.	DML statements are used to access and manipulate data in existing tables which includes inserting data into tables, deleting data from the tables, retrieving data and modifying the existing data.				
25.	DDL - ALTER, DROP DML - INSERT, UPDATE				

Section 4. SQL Operators

1. Mathematical Operators:

- SQL supports common mathematical operators such as + (addition), - (subtraction), * (multiplication), and / (division). These operators are used for performing calculations on numeric data within the database.

2. Relational Operators:

- Relational operators like = (equal), <> (not equal), > (greater than), < (less than), >= (greater than or equal to), and <= (less than or equal to) are used for comparing data values in SQL. They are crucial for constructing conditional statements.

3. Logical Operators:

- Logical operators such as AND, OR, and NOT are used to combine conditions in SQL queries. They help in building complex query criteria and filtering data based on multiple conditions.

4. Aliasing and the DISTINCT Clause:

- Aliasing allows you to provide temporary names for columns or tables in your query results. It makes the output more readable and can be used to rename columns and tables.
- The DISTINCT clause is used to eliminate duplicate rows from the query result, ensuring that only unique rows are displayed.

5.- The WHERE clause is essential for filtering and selecting specific rows that meet certain conditions.

- It supports various operators to construct conditions, including:

- IN: Matches any of a list of values.
- BETWEEN: Selects values within a specific range.
- LIKE: Performs pattern matching with wildcard characters.
- IS NULL: Identifies rows with NULL values.
- IS NOT NULL: Identifies rows with non-NULL values.

6. ORDER BY:

- The ORDER BY clause is used to sort the query result in ascending (ASC) or descending (DESC) order based on one or more columns.
- It helps in organizing data for a more meaningful presentation.

7. Handling NULL Values:

- NULL values represent missing or unknown data in a database.
- SQL provides functions like IS NULL and IS NOT NULL to filter or identify NULL values in queries.
- Proper handling of NULL values is crucial to ensure accurate data retrieval.

Check Your Progress :

Q 1 to Q 5 are ASSERTION (A) and REASONING (R) based questions.

Mark the correct choice as:

- a. Both A and R are true and R is the correct explanation for A.
- b. Both A and R are true and R is not correct explanation for A.
- c. A is true but R is false.
- d. A is false but R is true.

1.	Assertion (A) : ORDER BY Clause is used to sort the records. Reason (R) : For sorting, the keywords ASC and DESC are used. Answer : Option (A) is correct
2.	Assertion (A) : The UNIQUE keyword ensures no duplicate value in table. Reason (R) : DISTINCT is similar to UNIQUE. Answer : Option (A) is correct
3.	Assertion (A) : SELECT provides clauses for summarising results. Reason (R) : The GROUP BY clause allows to create summarized results. Answer : Option (A) is correct
4.	Assertion (A) : LIKE is a Logical operator used with WHERE clause. Reason (R) : Wildcard characters are used with LIKE operator. Answer : Option (A) is correct
5.	Assertion (A) : FLOAT and DOUBLE are data types Reason (R) : Both can hold any number upto 23 digits. Answer : Option (C) is correct

VERY SHORT ANSWER QUESTIONS (1 Mark each)

1. Which keyword is used to sort the records of a table in descending order ?
Answer : DESC
2. Which clause is used to sort the records of a table ?
Answer : ORDER BY
3. Which command is used to modify the records of the table ?
Answer : UPDATE
4. Which clause is used to remove the duplicating rows of the table?
Answer : DISTINCT

5. What is the use of IS NULL operator ?

Answer : It checks whether the column has null value / no value .

SHORT ANSWER QUESTIONS (2 Marks each)

Q1. What is the use of wildcard characters ?

Answer : The wildcard characters are used with the LIKE operator to search a value similar to a specific pattern in a column. There are two wildcard characters :
% it represents 0 or more number of characters
_ it represents a single character

Q2. Write the full forms of DDL and DML . Write any two commands of DML in SQL .

Answer : DDL – Data Definition Language
DML – Data Manipulation Language.
DML commands are INSERT and DELETE.

Q3. Categorize the following commands into DDL and DML commands ?

INSERT INTO , DROP TABLE, ALTER TABLE, UPDATE ... SET, SELECT, DELETE

Answer : DDL commands : DROP TABLE, ALTER TABLE,
DML commands: INSERT INTO, UPDATE ... SET, SELECT, DELETE

Q4. There is table named SALES, which have the attributes PROD_ID, P_NAME, QTY.
(PROD_ID data-type is CHAR (5), P_NAME data-type is char(20) ,QTY is NUM)

Write SQL statements for the following :

- (a) Insert a row with data (A101, SHAMPOO, 200)
- (b) Delete the record whose PROD_ID is A101

Answer : a) INSERT INTO SALES VALUES('A101', 'SHAMPOO' ,200)
b) DELETE FROM SALES WHERE PROD_ID = 'A101' ;

Q5. There is table named EMP, which have the attributes EMP_ID, E_NAME, SALARY .
(EMP_ID data-type is CHAR (5), E_NAME data-type is char(20) ,
SALARY is NUM)

Write SQL statements for the following :

- a) Display the records of those employees whose salary is greater than 25000.
- b) Arrange the records in the decreasing order of their salary.

Answer : a) SELECT * FROM EMP WHERE SALARY>25000 ;
b) SELECT * FROM EMP
ORDER BY SALARY DESC ;

SHORT ANSWER QUESTIONS (3 Marks each)

(Each question of query / output of 1 Mark each.)

1. Write SQL Queries for (i) , (ii) and (iii) , which are based on the table STUDENT(AdmNo,Name,Class,DOB,City)
 - a. Display the records from the table STUDENT in Alphabetical order as per the name of the students.
 - b. Display Name, Class, DOB and City whose marks is between 40 & 551.
 - c. Display the list of City but duplicate values should not be there.

Answer :

- a.SELECT * FROM STUDENT ORDER BY NAME ;
- b.SELECT NAME, CLASS, DOB, CITY FROM STUDENT
- c.SELECT DISTINCT CITY FROM STUDENT ;

2. a) Write SQL Queries for (i) , (ii) and (iii) , which are based on the table SHOP and ACCESSORIES.

- i.Display Name and Price of all the Accessories in ascending order of their Price.
- ii.Display Id and SName of all Shop located in Nehru Place.
- iii.Display Minimum and Maximum Price of each Name of Accessories.

- b) Write the outputs based on the SQL Queries (iv), (v) and (vi) based on the table SHOP and ACCESSORIES (given above).

- i)SELECT DISTINCT NAME FROM ACCESSORIES WHERE PRICE >=5000;
- ii)SELECT AREA, COUNT(*) FROM SHOP GROUP BY AREA;
- iii)SELECT COUNT (DISTINCT AREA) FROM SHOP;

Answer :

a)

- i)SELECT Name, Price FROM ACCESSORIES ORDER BY Price Asc;
- ii)SELECT ID SName FROM SHOP WHERE Area="Nehru Place";
- iii)SELECT Name, max (Price), min(Price) FROM ACCESSORIES Group By Name;

b)

i) **Name**

Mother Board
Hard Disk
LCD

ii) **Area** **Count**

CP 2
GK II 1
Nehru Place 2

iii) **Count (Distinct AREA)**

3

Section 5. Update and Delete Commands

1. Update Command:

Syntax:

```
UPDATE table_name
SET column1 = value1, column2 = value2, ...
WHERE condition;
```

- `table_name`: The name of the table you want to update.
- `SET`: Specifies the columns to be updated along with their new values.
- `WHERE`: Defines the conditions that determine which rows to update.

Example:

Suppose you have a table called "Students" and want to update the score of a student with a specific student ID (e.g., 101). You can use the following SQL statement:

```
UPDATE Students
SET Score = 95
WHERE StudentID = 101;
```

This query will update the "Score" column for the student with a StudentID of 101 to 95.

2. Delete Command:

Syntax:

```
DELETE FROM table_name
WHERE condition;
```

- `table_name`: The name of the table from which you want to delete rows.
- `WHERE`: Specifies the conditions that determine which rows to delete.

Example:

Imagine you have a table called "Orders" and want to delete all orders that were placed before a certain date (e.g., before January 1, 2023). You can use the following SQL statement:

```
DELETE FROM Orders
WHERE OrderDate < '2023-01-01';
```

This query will remove all rows from the "Orders" table where the "OrderDate" is earlier than January 1, 2023.

Section 6. Aggregate Functions

- In the realm of databases, aggregate functions are essential tools for data summarization and analysis.
- **MAX**: Computes the maximum value within a given column.

- MIN: Calculates the minimum value within a specified column.
- AVG: Computes the average of values in a column.
- SUM: Adds up all the values in a column.
- COUNT: Counts the number of rows in a column or the number of non-null values.

Section 7. GROUP BY and HAVING Clause for Data Summarization

- The GROUP BY clause allows you to group rows with identical values into summary rows.
- It is commonly used with aggregate functions to perform calculations on groups of data.
- The HAVING clause filters grouped results based on specified conditions, similar to the WHERE clause for individual rows.

Section 8. Cartesian Product on Two Tables

- The Cartesian product, also known as a cross join, is a mathematical operation that combines every row from one table with every row from another table.
- It results in a table with the number of rows equal to the product of the rows in both tables.
- Typically, Cartesian products are avoided in practice due to their large size and potential performance issues.

Section 9. Equi-Join and Natural Join for Combining Data from Multiple Table

- Equi-Join: This type of join combines tables based on matching values in specified columns (keys). Equi-joins are the most common type of join in relational databases.
- Natural Join: A natural join combines tables by matching columns with the same name. It simplifies the process by automatically selecting the common columns without the need to specify them explicitly.

Check Your Progress :

Q1) Which of the following statements will delete all rows in a table namely mytable without deleting the table's structure?

- a. DELETE From mytable;
- b. DELETE TABLE mytable;
- c. DROP TABLE mytable;
- d. None of these

Ans – a) DELETE From mytable;

Q2) Which of the following statement is not true for the update command?

- a. In the absence of WHERE clause, it updates all the records of the table.
- b. Using WHERE clause with Update, only one record can be changed.
- c. With WHERE clause of the UPDATE statements, multiple records can be changed.
- d. None of these.

Ans – b) Using WHERE clause with Update, only one record can be changed.

Q3) All aggregate functions ignore NULLs except for _____ function.

- a. Distinct
- b. Count(*)
- c. Average()
- d. None of these.

Ans- b) Count(*)

Q4) A cartesian product is returned when _____

- a. A join condition is omitted.
- b. A join condition is invalid.
- c. All rows in the first table are joined to all rows in the second table.
- d. All of these.

Ans- d) All of these

Q5) For the HAVING clause, which of the following phrases is/are true?

- a. Acts EXACTLY like a WHERE clause.
- b. Acts like a WHERE clause but is used for the columns rather than groups
- c. Acts like a WHERE clause but is used for groups rather than rows.
- d. Acts like a WHERE clause but is used for rows rather than columns.

Ans- c) Acts like a WHERE clause but is used for groups rather than rows.

Q6) Aggregate functions can be used in the select list or the _____ clause of a select statement. They cannot be used in a _____ clause.

- a. Where, having
- b. Having, where
- b. Group by, having.
- c. Group, where

Ans- b) Having, where

Q7) _____ joins two or more tables based on a specified column value not equalling a specified column value

- a) Equi join
- b) Non- equi join
- c) Outer join
- d) Natural join

Ans- b) Non-equi join

Q.8) Consider following SQL statement. What type of statement is this? DELETE FROM employee;

- a) DML
- b) DDL
- c) DCL
- d) Integrity constraint

Ans- a) DML

Q.9) Which SQL function is used to count the number of rows in a SQL query?

- a) COUNT ()
- b) NUMBER ()
- c) SUM ()
- d) COUNT (*)

Ans- d) COUNT(*)

Q.10) In MYSQL database, if a table, Alpha has degree 5 and cardinality 3, and another table, Beta has degree 3 and cardinality 5, what will be the degree and cardinality of the Cartesian product of Alpha and Beta?

- a. 5,3
- b. 8,15
- c. 3,5
- d. 15,8

Ans b) 8,15

Q.11) Where and Having clauses can be used interchangeably in SELECT queries?

- A. True
- B. False
- C. Only in views
- D. With order by

Ans. B. False

Q.12) The SELECT clause _____ is used to collect those rows that have the same value in a specified column.

Ans. GROUP BY

Q.13) To compare an aggregate value in a condition, _____ clause is used.

Ans. HAVING

Q.14) The SQL built-in function _____ computes the number of rows in a table.

Ans. COUNT

TRUE and FALSE

Q.1 Equi join can use any operator for joining two tables Ans- FALSE

Q.2 The HAVING and WHERE Clauses are interchangeable. Ans- FALSE

Q.3 DELETE FROM table command is same as DROP TABLE command. Ans- FALSE

Q.4 SUM , AVG , MIN and MAX can only be used with numeric columns. Ans- TRUE

Q.5 Conditional updates in table data are possible through UPDATE command. Ans- TRUE

Short Question Answer

Q.1 Explain the cartesian product of two relations

Ans. The cartesian product is a binary operation and is denoted by a cross (X). The Cartesian product of two relations A and B is written as A X B. The cartesian product yields a new relation which has a degree (number of attributes) equal to the sum of the degrees of the two relations operated upon. The number of tuples (cardinality) of the new relation is the product of the number of tuples of the two relations operated upon. The cartesian product of two relations yields a relation with all possible combinations of the tuples of the two relations operated upon.

Q.2 What are aggregate functions ? How are they useful ?

Ans Aggregate functions are the functions that work on multiple tuples' values for an attribute and return single summarised values for a group of tuples.

Following are some commonly used aggregate functions in SQL:

AVG() Returns the average value from specified columns.

COUNT() Returns number of table rows.

MAX()Returns the largest value among the records.

MIN() Returns smallest value among the records.

SUM() Returns the sum of specified column values.

Q.3 What is the use of Group by Clause ? Give examples

Ans. The GROUP BY clause is used to group records of a table on the basis of a common value of a column and get a summarised result for the group as per a defined function, e.g., if in a class students belong to different school houses, then we can count the number of students in each house using a GROUP BY command such as :

```
SELECT count(house) FROM student
GROUP BY house;
```

Q.4 Can update command update all the records in one go?

Ans. Yes, UPDATE command will update a table’s all records if we do not specify its WHERE clause (i.e., no filtering condition)

Q.5 What is a natural join ?

Ans. A NATURAL JOIN is a type of EQUI JOIN with a small difference where common columns of associated tables are shown once only in the final result set.

Short Answer- (3 marks question)

1- Consider the following tables EMPLOYEYEE and SALGRADE and answer the following parts of this question:

Table: EMPLOYEE

ECODE	NAME	DESIG	SGRADE	DOJ	DOB
101	Abdul	EXECUTIV	S03	23-Mar-2003	13-Jan-1980
102	Ahmad	E	S02	12-Feb-2010	22-Jul-1987
103	Ravi	HEAD-IT	S03	24-Jun-2009	24-Feb-1983
105	Chander	RECEPTIO	S02	11-Aug-	03-Mar-1984
108	John Cen	NIST	S01	2006	19-Jan-1982
	Naza Ameen	GM		29-Dec-2004	
	Priyam Sen	CEO			

Table: SALGRADE

SGRADE	SALARY	HRA
S01	56000	18000
S02	32000	12000
S03	2400	8000

Give the output of the following SQL queries:

1. SELECT COUNT (SGRADE), SGRADE FROM EMPLOYEE GROUP BY SGRADE;
2. SELECT MIN(DOB), MAX(DOJ) FROM EMPLOYEE ;
3. SELECT NAME, SALARY FROM EMPLOYEE E, SALGRADE S
 1. WHERE E.SGRADE = S.SGRADE AND E.ECODE < 103;
4. SELECT SGRADE, SALARY + HRA FROM SALGRADE WHERE SGRADE = ‘S02’ ;

Ans.

1. COUNT SGRADE
 1. 2 S03
 2. 2 S02
2. S01
3. 13-JAN-1980 12-FEB-2010
4. NAME SALARY
 1. Abdul Ahmad 24000
 2. Ravi Chander 32000
5. SGRADE SALARY + HRA
 1. S02 44000

2- Consider the following tables STORE and SUPPLIERS and answer the following parts of this question:

TABLE: STORE

ItemNo	Item	Scode	Qty	Rate	LastBuy
2005	Sharpener Classic	60	8	8	31-Jun-09
2003	Ball Pen 0.25	50	25	25	01-Feb-10
2002	Gel pen premium	120	12	12	24-Feb-10
2006	Gel pen classic	21	250	20	11-Mar-09
2004	Eraser Small	22	220	6	19-Jan-09
2004	Eraser Big	22	110	8	02-Dec-09
2009	Ball Pen 0.5	21	180	18	03-Nov-09

Table : SUPPLIERS

Scode	Sname
21	Premium Stationaries
23	Soft Plastics
22	Tetra Supply

Give the output of the following SQL queries:

1. SELECT COUNT (DISTINT Scode) FROM Store ;
2. SELECT Rate * Qty FROM Store WHERE ItemNo= 2004;
3. SELECT Item, Sname FROM Store S, Suppliers P WHERE S.Scode = P.Scode AND ItemNo = 2006;
4. SELECT MAX (LastBuy) FROM Store ;

Ans.

1. 3

2. 880
3. Gel Pen Classic Premium Stationers
4. 24-Feb-10

3- Give output for following SQL queries as per given table(s)

Table : PRODUCT

P_ID	ProductName	Manufacturer	Price
TP01	Talcom Powder	LAK	40
FW05	Face Wash	ABC	45
BS01	Bath Soap	ABC	55
SH06	Shampoo	XYZ	120
FW12	Face Wash	XYZ	95

Table : CLIENT

C_ID	ClientName	City	P_ID
01	Cosmetic Shop	Delhi	FW05
06	Total Health	Mumbai	BS01
12	Live Life	Delhi	SH06
15	Pretty Woman	Delhi	FW12
16	Dreams	Banglore	TP01

1. SELECT DISTINCT City FROM Client ;
2. SELECT Manufacturer, MAX(Price), Min(Price), Count(*) FROM Product GROUP BY Manufacturer;
3. SELECT ClientName , ProductName FROM Product, Client WHERE Client.P_Id = Product.P_Id ;
4. SELECT ProductName, Price * 4 FROM Product ;

Ans.

1. Delhi
Mumbai
Banglore
2. LAK 40 40 1
ABC 55 45 2
XYZ 120 95 2
3. ClientName Manufacturer
Cosmetic Shop ABC
Total Health ABC
Live life XYZ
Pretty Woman XYZ

Dreams	LAK
4. Talcom Powder	160
1. Face Wash	180
2. Bath Soap	220
3. Shampoo	480
4. Face Wash	350

CASE BASED STUDY - (4 Marks)

1- Consider the following tables ITEM and CUSTOMER, Write SQL commands for the following statements:

Table : ITEM

i_ID	ItemName	Manufacturer	Price
PC01	Personal Computer	ABC	35000
LC05	Laptop	ABC	55000
PC03	Personal Computer	XYZ	32000
PC06	Personal Computer	COMP	37000
LC03	Laptop	PQR	57000

Table: CUSTOMER

C_ID	CustomerName	City	I_ID
01	N Roy	Delhi	LC03
06	H Singh	Mumbai	PC03
12	R Pandey	Delhi	PC06
15	C Sharma	Delhi	LC03
16	K Agarwal	Banglore	PC01

- I. To display the details of those Customers whose city is Delhi
- II. To display the details of Item whose price is in the range of 35000 to 55000 (Both values included)
- III. To display the CustomerName, City from table Customer, and ItemName and price from table item, with their corresponding matching I_ID
- IV. To increase the price of all items by 1000 in the table Item.

Ans.

1. SELECT * FROM CUSTOMER WHERE City = 'Delhi';
2. SELECT * FROM ITEM WHERE PRICE BETWEEN 35000 AND 55000;
3. SELECT CustomerName, City, ItemName, Price FROM CUSTOMER, ITEM WHERE CUSTOMER.I_ID = ITEM.I_ID;
4. UPDATE ITEM SET Price = Price + 1000;

UNIT 8 : Interface of python with an SQL database

In order to connect to a database from within Python, you need a library(mysql connector) that provides connectivity functionality. Steps for Creating Database Connectivity Applications
There are mainly seven steps that must be followed in order to create a database connectivity application.

Step 1 : Start Python.

Step 2 : Import the packages required for database programming.

Step 3 : Open a connection to database.

Step 4 : Create a cursor instance.

Step 5 : Execute a query.

Step 6 : Extract data from result set.

Step 7 : Clean up the environment.

CODE FOR CREATING A MYSQL DATABASE THROUGH PYTHON

```
import mysql.connector
mydb = mysql.connector.connect( host="localhost", user="mohana", password="mohana")

mycursor = mydb.cursor()
mycursor.execute("CREATE DATABASE mydatabase")
```

CODE FOR CREATING A TABLE IN MYSQL THROUGH PYTHON

```
import mysql.connector
mydb = mysql.connector.connect(host="localhost",user="mohana",password="mohana",
    database="mydatabase")
mycursor = mydb.cursor()
mycursor.execute("CREATE TABLE customers (name VARCHAR(255), address
VARCHAR(255))")
```

CODE FOR INSERTING DATA IN A MYSQL TABLE THROUGH PYTHON

```
import mysql.connector
mydb = mysql.connector.connect(host="localhost", user="mohana",password="mohana",
```

```

    database="mydatabase")
mycursor = mydb.cursor()
sql = "INSERT INTO customers (name, address) VALUES (%s, %s)"
val = ("Tom", "ABCD")
mycursor.execute(sql, val)
mydb.commit()
print(mycursor.rowcount, "record inserted.")

```

CODE FOR SELECTING AND PRINTING DATA FROM A MYSQL TABLE THROUGH PYTHON

```

import mysql.connector
mydb = mysql.connector.connect(host="localhost",user="mohana", password="mohana",
    database="mydatabase")

mycursor = mydb.cursor()
mycursor.execute("SELECT * FROM customers")
myresult = mycursor.fetchall()
for x in myresult:
    print(x)

```

CODE FOR DELETING A RECORD FROM MYSQL TABLE USING PYTHON

```

import mysql.connector
mydb =
mysql.connector.connect(host="localhost",user="yourusername",password="yourpassword",
    database="mydatabase")
mycursor = mydb.cursor()
sql = "DELETE FROM customers WHERE name = 'XYZ'"
mycursor.execute(sql)
mydb.commit()
print(mycursor.rowcount, "record(s) deleted")

```

CODE FOR UPDATING A RECORD FROM MYSQL TABLE USING PYTHON

```

import mysql.connector

mydb =
mysql.connector.connect(host="localhost",user="yourusername",password="yourpassword",
    database="mydatabase")
mycursor = mydb.cursor()
sql = "UPDATE customers SET address = 'Canyon 123' WHERE address = 'Valley 345'"
mycursor.execute(sql)
mydb.commit()
print(mycursor.rowcount, "record(s) affected")

```

Check Your Progress :

MCQ

Q-1: Looking at the code below, what would this line do?

```
INSERT INTO Cats (name, breed) VALUES ('Petunia', 'American Shorthair')
```

- A. Add a table to the Cats database with the name "Petunia" and breed "American Shorthair".
- B. Add a row to the Cats table with the name "Petunia" and the breed "American Shorthair".**
- C. Create the table Cats.
- D. Add a row to the Cats table with the name "American Shorthair" and the breed "Petunia".

Q-2: Looking at the code below, what would this line do to the table Cats?

```
cur.execute('DROP TABLE IF EXISTS Cats ')
```

- A. It will remove the row "Cats".
- B. It will move "Cats" to the end of the database.**
- C. It will remove the column "Cats".
- D. It will remove the table "Cats".

Q-3 True or False? A cursor is used to create a database.

- A. True
- B. False**

Q-4 Which of the following is true about The PYTHONPATH Variable?

- A. The PYTHONPATH is an environment variable
- B. It consists of a list of directories
- C. The syntax of PYTHONPATH is the same as that of the shell variable PATH
- D. All of the above

Ans.D

Q-5 CONNECT() function in SQL is used for:

- A. To connect to database.
- B. To open database
- C. To create database
- D. All of the above

Ans.D

Q-6 which method is used to retrieve N number of records

- A. fetchone()
- B. fetchall()
- C. fetchmany()
- D. fetchN()

Ans.C

Q-7 Which of the following is not the function of the MYSQL in python ?

- A. .connect()
- B. .close()
- C. .execute()
- D. .raw()

Ans.D

Q-8 Which keyword we use to fetch the data from the table in database ?

A. fetch B. select C. raw D. All of the above

Ans.B

Q-9 In python, connect() returns _____.

A. Connection object. B. Database object C. Database name D. Connector class

Ans.A

Q-10 In python, execute() method can execute only _____ .

A. Only DQL & DML statements B. Only DML statements
C. Only DQL statements. D. DDL, DML & DQL statements.

Ans.D

B. ASSERTION and REASONING based questions.

Mark the correct choice as (a) Both A and R are true and R is the correct explanation for A (b) Both A and R are true and R is not the correct explanation for A (c) A is True but R is False (d) A is False but R is True

1. Assertion(A): A database constraint can be added or removed any time from database tables.

Reasoning(R): Alter table command is used to change the structure of table.

Ans. a

2 Assertion(A): SQL has efficient mechanisms to retrieve data stored in multiple tables in a MySQL database.

Reasoning(R): The SQL statements CREATE is used to retrieve data from the tables in a database and is also called query statement.

Ans. c

3. **Assertion(A):** The resultset refers to a logical set of records that are fetched from the database by executing an SQL query.

Reason(R): Resultset stored in a cursor object can be extracted by using fetch(...) functions.

Ans. a

4.Assertion(A): MySQLdb is an interface for connecting to a MySQL database servers to Python

Reason(R):exit() function is used to close the connection to a database

Ans. c

5.Assertion(A):fetchone() returns the next row as a query of the sequence

Reason(R):fetchone() raises an exception if there is no resultset

Ans. c

C. TRUE FALSE QUESTION ON MYSQL DATABASE CONNECTIVITY

1. To create a database in MySQL, use the "CREATE DATABASE" statement (TRUE)

2. You can check if a database exist by listing all databases in your system by using the "SHOW DATABASES"(TRUE)
3. You can check if a table exist by listing all tables in your database with the "SHOW TABLES" statement(TRUE)
4. When creating a table, you MUST create a column with a unique key for each record. (FALSE)
5. To fill a table in MySQL, use the "INSERT ONTO" statement.(FALSE)

D. SA-1(2 MARKS) -5

1. *How can you use Python with MySQL?*

ANS. Python can be used with MySQL in a number of ways. One way is to use the mysql-connector-python library, which is a MySQL driver written in Python. This library can be used to connect to a MySQL database and perform various operations, such as creating and executing SQL queries.

2. *What is a cursor in the context of MySQL?*

ANS. A cursor is a pointer that points to a specific location in a database table. In MySQL, cursors are used to iterate through the rows of a table and retrieve data from them.

3. *What's the difference between autocommit and commit?*

ANS. Autocommit is a database feature that automatically commits changes to the database as soon as they are made. This means that changes are immediately visible to other users and there is no need to explicitly call the commit() method. Commit, on the other hand, is a database feature that allows changes to be made to the database and then explicitly committed by the user. This allows the user to control when changes are made visible to other users.

4. *How can you check if a table exists in MySQL?*

ANS. You can check if a table exists in MySQL by using the SHOW TABLES command. This will show you a list of all the tables in the database. If the table you are looking for is not in the list, then it does not exist.

5. *How do you disconnect from the database?*

ANS. Use the close() method. db.close() closes the connection from the database.

E. SA-2(3)

1. What is database connectivity?

Ans: Database connectivity refers to connection and communication between an application and a database system.

2. What is connection? What is its role?

Ans: A Connection (represented through a connection object) is the session between the application program and the database. To do anything with database, one must have a connection object.

3. What is a result set?

Ans: A **result set** refers to a logical set of records that are fetched from the database by executing a query and made available to the application-program.

4. Which package must be imported in Python to create a database connectivity application?

Ans: There are multiple packages available through which database connectivity applications can be created in Python. One such package is **mysql.connector**.

Q5. Explain the following 'results' retrieval methods

A. fetchone () B. rowcount () C. fetchall ()

Ans: (A) **fetchone()** :- The fetchone() method will return only one row from the result set in the form of tuple containing a record.

(B) **rowcount()** :- cursor.rowcount() that always return how many records have been retrieved so for using any of the fetch..() methods.

(C) **fetchall()** :- The fetchall() method return all the rows from the result set in the form of a tuple containing the records.

F. CASE STUDY BASED QUESTIONS

1. A STUDENT HAS WRITTEN THE FOLLOWING CODE

Explain what the following query will do?

```
import mysql.connector
db = mysql.connector.connect(...)
cursor = db.cursor()
person_id = input("Enter required person id")
lastname = input("Enter required lastname")
db.execute("INSERT INTO staff (person_id, lastname) VALUES ({}, '{}') ".
format (person_id, lastname))
db.commit()
db.close()
```

ANS. This above program insert a new records in table staff such that person_id and lastname are input by user.

2Q. ABC Infotech Pvt. Ltd. needs to store, retrieve and delete the records of its employees. Develop an interface that provides front-end interaction through Python, and stores and updates records using MySQL.

The operations on MySQL table "emp" involve reading, searching, updating and deleting the records of employees.

Program to read and fetch all the records from EMP table having salary more than 70000.

Answer :-

```
import mysql.connector
db1 = mysql.connector.connect (host = "localhost", user = "root", password = "pathwalla",
database = "company")
cursor = db1.cursor()
sql = "SELECT FROM EMP WHERE SALARY> 70000;"
try:
    cursor.execute(sql)
    resultset = cursor.fetchall ()
    for row in resultset:
        empno = row [0]
        ename = row [1]
        salary = row [2]
        print (("empno-3d, ename=%s, salary-8f") % (empno, ename, salary))
except:
    print ("Error: unable to fetch data")

db1.close()
```

IMPORTANT CONNECTIVITY METHODS :

Connectivity Basics: Important functions and its purpose :

- connect(): Establishes a connection to the database.
- cursor(): Creates a cursor object to execute SQL queries.
- execute(): Executes SQL commands.
- commit(): Saves changes made during the transaction.

2. Fetching Data:

- fetchone(): Retrieves the next row of a query result set.
- fetchall(): Fetches all rows of a query result set.
- rowcount: Returns the number of rows affected by the last executed command.

3. Creating Database Applications:

Developing applications involves connecting to the database, executing queries, and processing results.

Utilize `connect()`, `cursor()`, and `execute()` for database operations.

4. Query Formatting:

- `%s` Format Specifier or `format()` : Used to dynamically insert values into SQL queries.

- Enhances query flexibility and security by preventing SQL injection attacks.

Example python Code : for connecting a database named 'mydb' having user name as 'User', password as 'password', host as 'localhost' and database port as 5432

```
# import the mysql-python connector module
import mysql.connector

# Establishing a connection to the database
conn = psycopg2.connect(database="mydb", user="user", password="password",
host="localhost", port="5432")

# Creating a cursor object to execute queries
cur = conn.cursor()

# Executing a query using %s format specifier
cur.execute("INSERT INTO table_name (column1, column2) VALUES (%s, %s)", (value1,
value2))

# Fetching data using fetchone() or fetchall()
data = cur.fetchone()

# Committing changes and closing the connection
conn.commit()

conn.close()
```

Check your Progress :

Multiple Choice Questions (MCQ) :

1. What does the `connect()` function do in database connectivity?

- A. Closes the database connection
- B. Establishes a connection to the database
- C. Deletes the database
- D. Fetches data from the database

Correct Answer: B

2. Which function is used to execute SQL commands in Python's database connectivity?

- A. `executeSQL()` B. `runSQL()` C. `execute()` D. `sendSQL()`

Correct Answer: C

3. What does the `fetchone()` function do in database connectivity?

- A. Fetches the first row of the query result B. Fetches all rows of the query result
C. Fetches a specific row based on the index D. Fetches the last row of the query result

Correct Answer: A

4. What is the purpose of the `rowcount` attribute in Python's database connectivity?

- A. Number of rows affected by the last executed command
B. Total number of rows in the database
C. Total number of columns in the database
D. Number of tables in the database

Correct Answer: A

5. How is dynamic insertion of values achieved in SQL queries?

- A. Using `execute()` B. Using `dynamicValues()`
C. Using `%s` format specifier or `format()` D. Using `insertValues()`

Correct Answer: C

6. What does the `commit()` function do in database connectivity?

- A. Rolls back the transaction B. Commits the changes made during the transaction
C. Closes the cursor. D. Fetches all rows of the query result

Correct Answer: B

7. Which function retrieves all rows of a query result set in Python's database connectivity?

- A. `fetch()` B. `fetchone()` C. `fetchset()` D. `fetchall()`

Correct Answer: D

8. What is the primary purpose of the `cursor()` function in database connectivity?

- A. Connects to the database B. Executes SQL commands
C. Fetches data from the database D. Creates a cursor object to execute SQL queries

Correct Answer: D

9. In Python's database connectivity, what does SQL injection refer to?

- A. A way to securely connect to the database

- B. A method to execute multiple SQL commands in one go
- C. A code injection technique where malicious SQL statements are inserted into a query
- D. A function to fetch rows from the database

Correct Answer: C

10. Which function is used to close the database connection in Python?

- A. `close()`
- B. `disconnect()`
- C. `end()`
- D. `finish()`

Correct Answer: A

Assertion Reason Questions :

1. **Assertion:** `fetchall()` retrieves only the first row of the query result.

Reason: `fetchall()` function fetches all rows of the query result set.

Correct Answer: False. Assertion is incorrect, and the Reason is incorrect.

2. **Assertion:**The `rowcount` attribute is used to get the number of rows affected by the last executed command.

Reason: It helps in determining the number of columns in the query result.

Correct Answer: True. Assertion is correct, and the Reason is correct.

3. **Assertion:** `commit()` is essential after executing SQL commands to save the changes made during the transaction.

Reason: It is necessary to close the database connection.

Correct Answer: True. Both Assertion and Reason are correct, and the Reason is the correct explanation of the Assertion.

4. **Assertion:** `%s` format specifier in SQL queries helps prevent SQL injection attacks.

Reason: It dynamically inserts values into queries, enhancing flexibility and security.

Correct Answer: True. Both Assertion and Reason are correct, and the Reason is the correct explanation of the Assertion.

5. **Assertion:** `connect()` function creates a cursor object for executing SQL commands.

Reason: `cursor()` function establishes a connection to the database.

Correct Answer: False. Assertion is incorrect, and the Reason is incorrect.

True/False Questions :

1. The `fetchone()` function retrieves all rows of a query result set. (**False**)

2. The `execute()` function is used for executing SQL commands in Python's database connectivity. (**True**)
3. `commit()` function is used to save the changes made during the transaction. (**True**)
4. SQL injection is a technique to securely connect to the database. (**False**)
5. The `%s` format specifier or `format()` is used to dynamically insert values into SQL queries. (**True**)

Short Answer (SA-1) Questions :

1. Explain the purpose of the `fetchall()` function in Python's database connectivity.
2. How is the `rowcount` attribute helpful while working with database connectivity?
3. Describe the role of the `execute()` function in executing SQL queries.
4. What does SQL injection mean, and how can it be prevented in Python's database applications?
5. Briefly explain the significance of the `commit()` function in database transactions.

Short Answer (SA-2) Questions :

1. Discuss the steps involved in creating a database connectivity application using Python.
2. Compare and contrast `fetchone()` and `fetchall()` functions in Python's database connectivity.
3. Explain the importance of using placeholders like `%s` in SQL queries with examples.
4. Describe the use of `format()` function in dynamically inserting values into SQL queries. Provide an example.
5. How can the `rowcount` attribute be used to determine the success of an SQL query in Python?
6. Discuss two common security risks associated with database connectivity in Python and how to mitigate them.
7. Explain the process of creating a cursor object and its significance in database operations using Python.
8. How does `commit()` function contribute to data integrity in database transactions?
9. What is the role of the `rollback()` function in database transactions? Provide an example scenario.
10. Explain how exceptions are handled in Python's database connectivity to manage errors in SQL queries.