

PM SHRI KENDRIYA VIDYALAYA NO 1 CHHINDWARA (SHIFT II)



RECORD OF FORMATIVE ASSESSMENTS  
FOR THE ACADEMIC YEAR 20\_\_\_\_\_

CLASS: I

SUB:ENGLISH

NAME OF THE STUDENT : \_\_\_\_\_

ROLL NUMBER : \_\_\_\_\_



**EVS – RECORD OF FORMATIVE ASSESSMENT**  
**CLASS : 1**

S.No.	Date	Topic	Grade	Tr's sign.	Parent's sign.
1		A HAPPY CHILD.			
2		THREE LITTLE PIGS.			
3		AFTER A BATH.			
4		THE BUBBLE, THE STRAW AND THE SHOE.			
5		ONE LITTLE KITTEN.			
6		LALU AND PEELU.			
7		ONCE I SAW A LITTLE BIRD			
8		MITTU AND THE YELLOW MANGO.			
9		MERRY GO ROUND			
10		IF I WERE AN APPLE			
11		OUR TREE			
12		A KITE			
13		SUNDARI			
14		A LITTLE TURTLE			
15		THE TIGER AND THE MOSQUITO			
16		ANANDI'S RAINBOW			
17		FLYING MAN			
18		THE TAILOR AND HIS FRIEND			




## PM SHRI KV NO 1 CHHINDWARA


Class : I Lesson: A Happy Child

Date:


Colour me red :



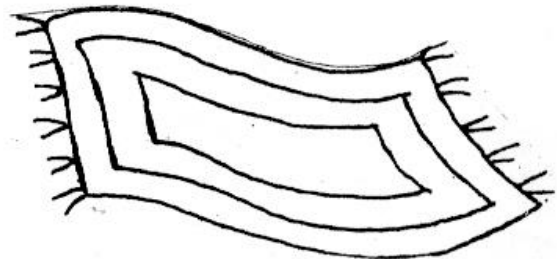
C\_\_R





R\_\_OSE



A\_\_PL\_\_



M\_\_T



's sign

B\_\_LL\_\_ \_\_N

STR\_\_WB\_\_RRY

PM SHRI KV NO 1 CHHINDWARA




Class : I Lesson: A Happy Child

Date

Colour me green :



TR\_\_ \_\_




P\_\_RR\_\_T



SW\_\_ATER



GR\_\_SS



S\_\_CKS

L\_\_AF

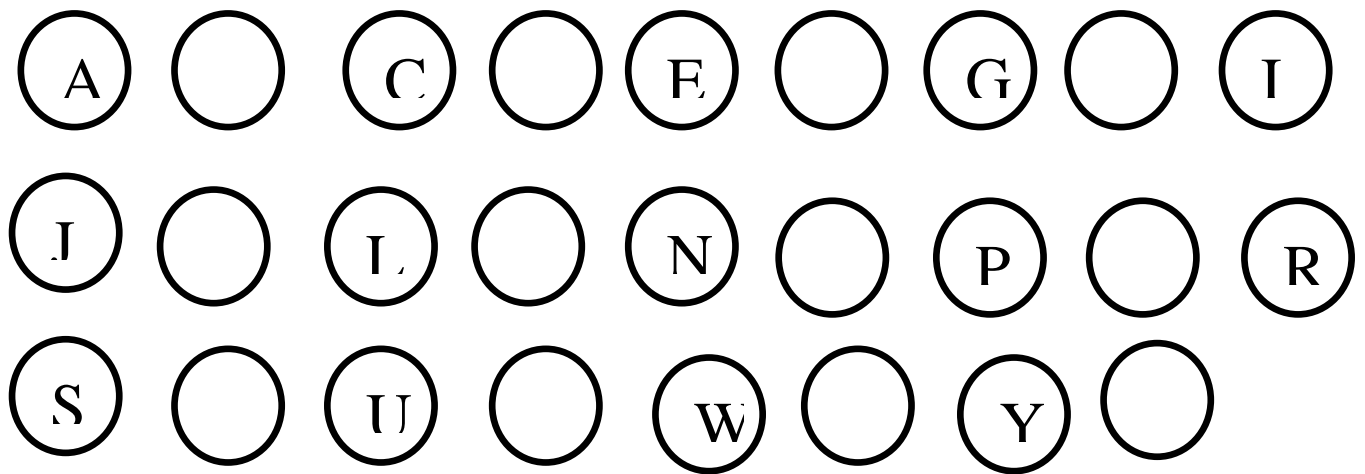


PM SHRI KV NO 1 CHHINDWARA

lass : I

Lesson: A Happy Child

Date:

I. Write the missing alphabet :II. Match the alphabet with A picture :

1. T



2. R



3. C



4. B



PM SHRI KV NO 1 CHHINDWARA

Class : I Lesson: Three Little Pigs Date:

I. Write the following in words :

1. 11 .....




2. 21 .....

3. 33 .....

4. 40 .....

5. 69 .....




6. 77 .....

II. Identify these animals and write their names.

.....

.....

.....



Grade

Teacher's sign











Parent's sign





# PM SHRI KV NO 1 CHHINDWARA

Class : I Lesson: Three Little Pigs Date:

## III. Match the following animals with their babies:

Animals	Babies
1. cow 	kitten 
2. dog 	calf 
3. cat 	duckling 
4. duck 	cub 
5. lion 	pup 

Join the dots in these letters :







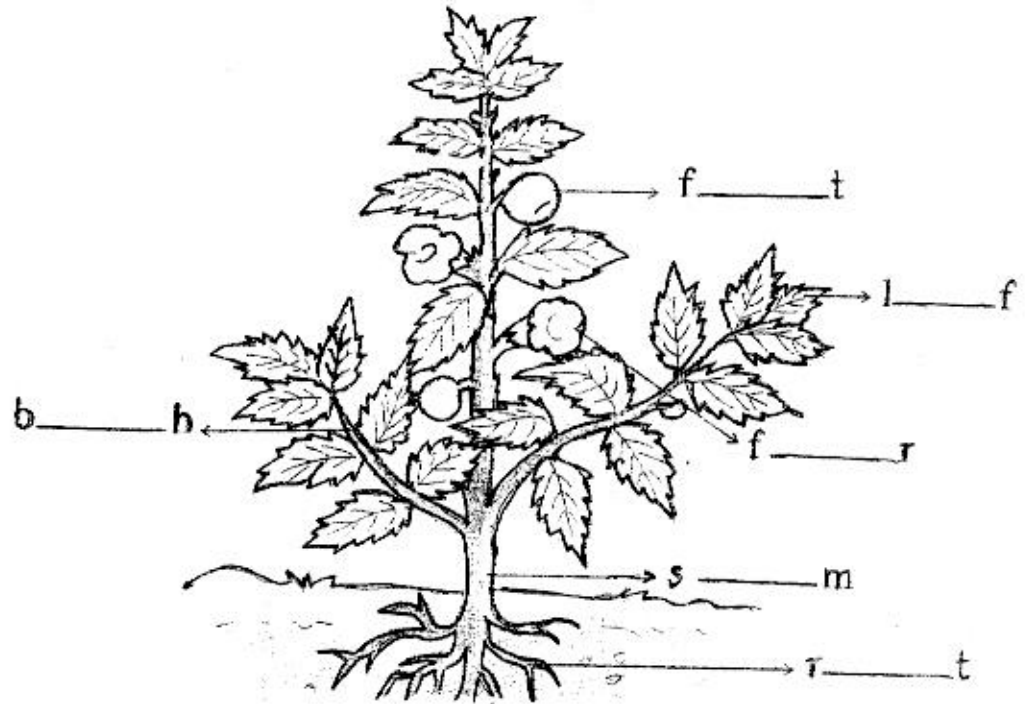
# PM SHRI KV NO 1 CHHINDWARA

Class : I

Lesson: Three Little Pigs

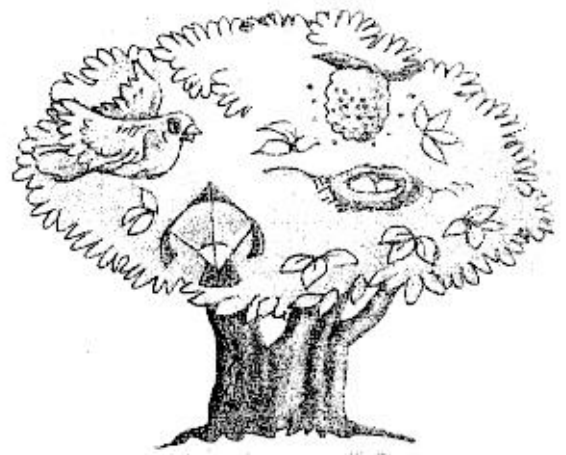
Date:

A. Label the parts of the plant and colour it:



C. Name five things you see on this tree :

1. ....
2. ....
3. ....
4. ....
5. ....







# PM SHRI KV NO 1 CHHINDWARA

Class : I

Lesson: Three Little Pigs


Date:

**D. Shown below are the stages in the growth of a plant. Number them properly :**










**D. Draw the following and colour :**

a hut

an igloo



a house

Grade

Teacher's sign

Parent's sign



# PM SHRI KV NO 1 CHHINDWARA


Class : I

Lesson: After a Bath

Date:

## A. Complete the following words by supplying suitable vowel ?

- |              |                |
|--------------|----------------|
| 1. s _ _ p   | 4. s h _ w _ r |
| 2. b r _ s h | 5. s _ n k     |
| 3. t _ w _ l | 6. h _ n g _ r |




## B. Join the dots of the following pictures and write their names :

towel

nose

dog

fingers














## PM SHRI KV NO 1 CHHINDWARA

Class : I Lesson: After a Bath Date:

### C. Trace the path of these animals to their favourite food

1.   

2.   

3.   

### D. Match the paired words :

- |           |           |
|-----------|-----------|
| 1. cup    | a] ball   |
| 2. bat    | b] pant   |
| 3. table  | c] needle |
| 4. shirt  | d] saucer |
| 5. thread | e] socks  |

6. shoes

f] chair



## PM SHRI KV NO 1 CHHINDWARA

Class :I

Date:

## Lesson: The Bubble, The Straw and The Shoe

## A. Count the articles and write the number in words :

1.



.....

2.



.....

3.



.....

4.



.....

5.



.....



## PM SHRI KV NO 1 CHHINDWARA

Class :I

Date:

### Lesson: The Bubble, The Straw and The Shoe

#### C. Write similar words :

1. (bb) ru (bb) er bu (bb) le



2. (sh) (sh) oe sh (irt)



3. (st) (st) raw (st) ing



4. (oo) sh (oo) k m (oo) n



5. (ou) l (ou) d s (ou) nd



#### D. Match the opposites :

day

small

big

new

laugh

night

old

dry

Grade

Teacher's sign

Parent's sign

wet

cry



PM SHRI KV NO 1 CHHINDWARA .

Class : I

Date:

Lesson : The Bubble, The Straw And The Shoe

**WRITING****A. Fill up with words given below :**

[ burst, came, cross, fell, went ]

1. Bubble, Straw and Shoe \_\_\_\_\_ into a forest.
2. They \_\_\_\_\_ to river.
3. They wanted to \_\_\_\_\_ the river.
4. The Shoe \_\_\_\_\_ into the water.
5. The Bubble \_\_\_\_\_ with a big Bang.

**B. Answer the questions :**

1. Name the friends in the story.

---



---

2. Write the name of your school.

---



---





**PM SHRI KV NO 1 CHHINDWARA**

**Class : I**

**Date:**

**Lesson : The Bubble, The Straw And The Shoe**

**C. Use the words in the blank to write the opposite :**

1. Raju is tall, but Shyma is \_\_\_\_\_ [short, hot]
2. The elephant is \_\_\_\_\_. The mouse is small. [dry, big]
3. The sun is \_\_\_\_\_ but the moon is cool. [hot, dry]
4. He is fat but his brother is \_\_\_\_\_. [thin, flat]
5. John is happy, but his father is \_\_\_\_\_ [happy, sad]

**D. Complete the Word Chain using the last letter of the previous word:**

**Ex: tree                  egg                  gun                  nose                  eyes**

1. leg                  goat
2. forest                  ten
3. finger                  red

**E. Write 2 words starting from each letter from the given words.**

**dog, take, five shake, bath, try, dry, fingers, shoes, bucket**

<b>b</b>	<b>t</b>	<b>f</b>	<b>d</b>	<b>s</b>
_____	_____	_____	_____	_____
_____	_____	_____	_____	_____





## PM SHRI KV NO 1 CHHINDWARA

Class : I Lesson : One Little Kitten Date:

### 1. Match the feelings :



happy



brave

sad



nervous



### 2. Arrange the given word which start with the given letters :

b

c

d

can	bad	dog
day	cat	big

\_\_\_\_\_

\_\_\_\_\_

\_\_\_\_\_

\_\_\_\_\_

\_\_\_\_\_

\_\_\_\_\_

\_\_\_\_\_

\_\_\_\_\_

\_\_\_\_\_



# PM SHRI KV NO 1 CHHINDWARA

Class : I Lesson : One Little Kitten Date:

3. Write an animal or a bird which start with the following letters :



1. r \_\_\_\_\_

2. e \_\_\_\_\_

3. d \_\_\_\_\_

4. b \_\_\_\_\_

5. k \_\_\_\_\_

4. Write the missing letters :( clues: Animals in the poem)

1. s \_\_\_\_ a i l

2. l i \_\_\_\_ a \_\_\_\_ d

3. b u \_\_\_\_ t e \_\_\_\_ f l y

4. h a \_\_\_\_ e

5. s \_ \_ a g \_ \_ l l


6. f \_ \_ e a



## PM SHRI KV NO 1 CHHINDWARA

Class :I Lesson : One Little Kitten Date:

Look at the pictures

Colour only 2 leaves 4 caps 7 fishes 5 flowers 6 boats 



PM SHRI KV NO 1 CHHINDWARA


Class :I Lesson : One Little Kitten Date:

## Vowel Puzzle

Draw a line from the vowel to the blank to which it belongs.





P \_ G



H \_ N



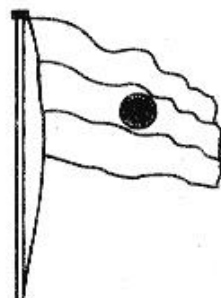
D \_ G



D \_ C K



B \_ T



fl \_ g



n \_ st

G

m \_ lk



**PM SHRI KV NO 1 CHHINDWARA**

**Class : I**

**Lesson : Lalu and Peelu**

**Date:**

1. Join the dots and colour the pictures. Colour one of the chick red and the other yellow.



2. Solve the word puzzle :

The colour of

a] teeth \_\_\_\_\_

b] sky \_\_\_\_\_

c] grass \_\_\_\_\_

d] hair \_\_\_\_\_

e] apple \_\_\_\_\_



## PM SHRI KV NO 1 CHHINDWARA

Class : I

Lesson : **Lalu and Peelu**    Date:

3. Name two fruits which are red in colour and two vegetables which are green in colour, two fruits yellow in colour.

red fruits :        cherry, \_\_\_\_\_ , \_\_\_\_\_

green vegetables : beans, \_\_\_\_\_ , \_\_\_\_\_

yellow fruits :    banana, \_\_\_\_\_ , \_\_\_\_\_


4. Draw and **Colour the picture** :



red



green



purple



orange





# PM SHRI KV NO 1 CHHINDWARA

Class : I

ENGLISH

Lesson : Lalu and Peelu

## Word work

• Read the words.

I

me

he

she

• Colour

I

- red

me

- blue

he

- green

she

- yellow

he she me  
me I she I  
she he me



• Copy the words.

I

me

he

she





## PM SHRI KV NO 1 CHHINDWARA

**Class : I      Lesson : Lalu and Peelu      Date:**

### **Reading Comprehension :**

There was a hen. She had two chicks. Lalu and Peelu.

Lalu was red. He loved red things. Peelu was yellow. He loved yellow things. One day Lalu saw something on a plant. It was red. He ate it up. Oh, no! It was a red chilli. It was very hot.

### **Answer these questions :**

1. Name the chicks in the story.

---

2. Who liked red things ?

---

3. Who liked yellow things ?

---

4. What did Lalu eat one day ?

---

5. How was the red chilli ?

---



## PM SHRI KV NO 1 CHHINDWARA

Class : I      Lesson : Once I saw a little bird      Date:

### Vocabulary

#### I. Writing the rhyming words :


hop - \_\_\_\_\_

door - \_\_\_\_\_

shook - \_\_\_\_\_

tree - \_\_\_\_\_

#### II. Draw a house and colour it. Write the colours used for :



door - \_\_\_\_\_

window - \_\_\_\_\_

roof - \_\_\_\_\_

walls - \_\_\_\_\_



## PM SHRI KV NO 1 CHHINDWARA

Class : I Lesson : Mittu & the Yellow Mango Date:

### 1. Colour these.



Draw leaves and  
Colour green



A red apple



yellow mangoes

### II. Name these plants.



\_\_\_\_\_



\_\_\_\_\_



\_\_\_\_\_

### III. Draw a mango tree with mangoes and colour.



## PM SHRI KV NO 1 CHHINDWARA

Class : I

Lesson : Merry Go Round Date:

### I. Find out these words in the grid :

- |           |             |
|-----------|-------------|
| 1. mother | 2. pen      |
| 3. hen    | 4. no       |
| 5. down   | 6. look     |
| 7. lizard | 8. elephant |
| 9. shirt  | 10. thread  |

A	M	O	T	H	E	R	S	G	J
E	H	T	R	E	K	G	D	S	A
L	S	B	C	N	B	M	P	J	L
E	C	S	H	I	R	T	G	V	C
P	A	Z	X	V	B	L	O	O	K
H	P	E	N	T	Y	U	I	O	P
A	A	S	G	H	D	O	W	N	K
N	H	N	O	T	R	Q	R	Y	L
T	H	T	H	R	E	A	D	M	L
A	X	V	L	I	Z	A	R	D	N




## PM SHRI KV NO 1 CHHINDWARA

Class : I      Lesson : If I were an apple      Date:

### I. Fill in the blanks :

1. If I were a fish, I would \_\_\_\_\_ [walk/swim]



2. If I were a peacock, I would \_\_\_\_\_ [cry/dance]



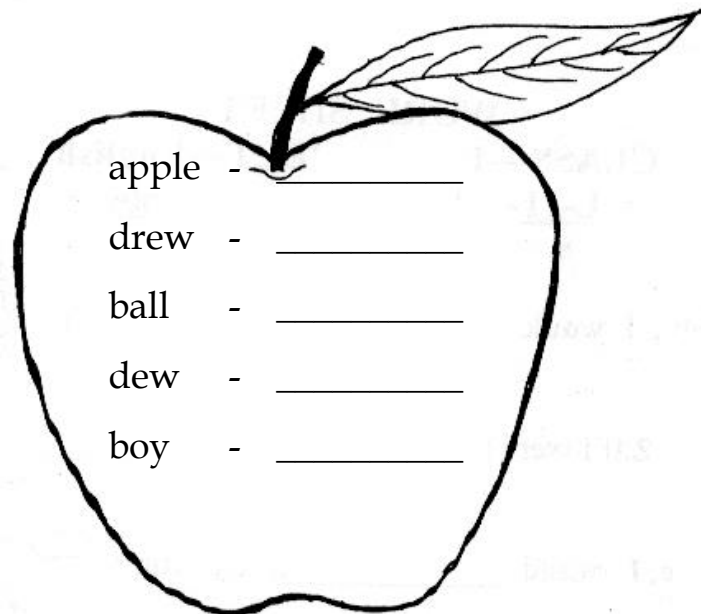
3. If I were a kite, I would \_\_\_\_\_ [fly/run]



4. If I were a cuckoo, I would \_\_\_\_\_ [buzz/sing]



### II. Write the rhyming words.






## PM SHRI KV NO 1 CHHINDWARA

Class : I

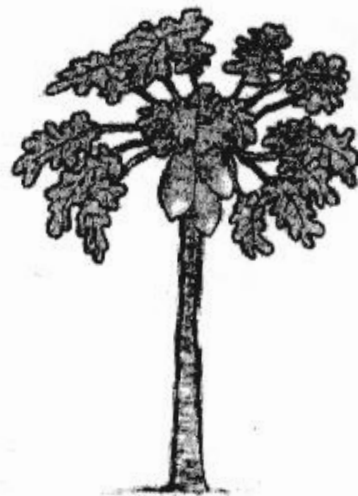
Lesson : Our Tree

Date:

### I. Fill in the letters to complete the crossword puzzle.



### II. Name these trees.





# PM SHRI KV NO 1 CHHINDWARA

Class : I

Lesson : A Kite

Date:

## I. Fill in the blanks to find the things that fly in the sky :

1. B \_ \_ t



2. B \_ \_ \_ d



3. K \_ \_ \_ e



4. Bu \_ \_ er \_ ly



5. A \_ ro \_ \_ \_ ane




6. B \_ \_



## II. Name these things that we can see in the sky :

1. On a sunny day we can see

the \_\_\_\_\_



2. On a rainy day we can see

\_\_\_\_\_, \_\_\_\_\_

and a \_\_\_\_\_




3. On a clear night we can see

the \_\_\_\_\_ and the \_\_\_\_\_



4. On a cloudy day we can see the \_\_\_\_\_








# PM SHRI KV NO 1 CHHINDWARA

Class : I

Lesson : Sundari

Date:

## I. Find out which kite belongs to whom. Colour the kites.






PM SHRI KV NO 1 CHHINDWARA

.Class

: I Lesson : A Little Turtle

Date:

Colour the circles :



III. Write one sentences about the kite and colour it.

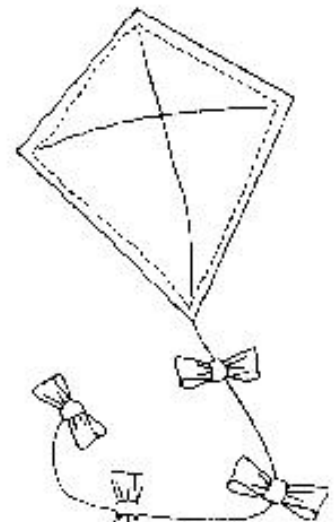
---



---



---



Grade

Teacher's sign

Parent's sign



# PM SHRI KV NO 1 CHHINDWARA

Class : I Lesson : The Tiger and the Mosquito

## I. Match to their body parts :

### Animals

tiger

fish


cow

elephant

camel

bird

### Body Parts



## II. Complete the action words :



d \_ \_ z \_ \_ g



h \_ \_ t \_ \_ ing



w \_ \_ l \_ \_ ing



f \_ \_ y \_ \_ ng



b \_ \_ \_ zi \_ \_ g



c \_ \_ \_ ling



## PM SHRI KV NO 1 CHHINDWARA


Class : I Lesson : Anandi's Rainbow

Date:


### I. Write the missing letters to complete the colours :

1. v \_\_\_ ol \_\_\_ t      2. i \_\_\_ d \_\_\_ o      3. gr \_\_\_ n  
4. o \_\_\_ a \_\_\_ g \_\_\_      5. p \_\_\_ r \_\_\_ l \_\_\_      6. p \_\_\_ k  
7. b \_\_\_ w \_\_\_      8. r \_\_\_      9. b \_\_\_ e

### II. Join the dots and colour the butterfly :



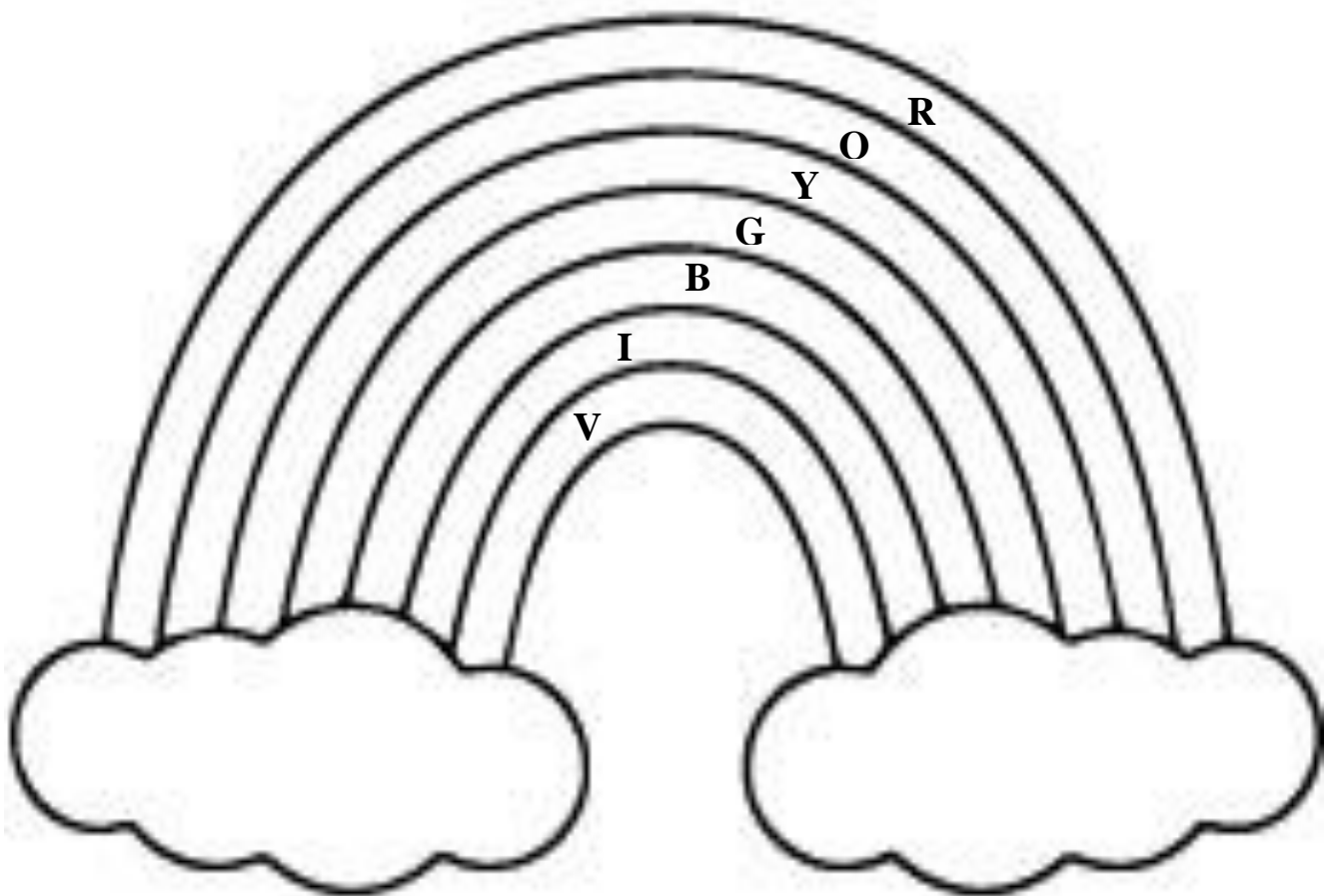
### III. Colour the flower with the colours of the rainbow.



- V violet  
I indigo  
B blue  
G green  
Y yellow  
O orange  
R red

**PM SHRI KV NO 1 CHHINDWARA****Class : I Lesson : Anandi's Rainbow****Date:****IV. Complete the describing words :**

1. c\_\_l\_\_ur rainbow      2. r\_\_d rose.  
3. b r\_\_gh t sun      4. g r \_\_e n leaves  
5. b \_\_a u t \_\_f \_\_l flowers      6. b l \_\_e sky

**V. Colour the rainbow**



# KENDRIYA VIDYALAYA, CECRI. KARAIKUDI.

Class : I

Lesson: Flying Man

Date:

## I. Give the rhyming words for :

1. man -
2. flying -
3. bat -
4. high -
5. sea -

## II. Who are these ?

1. A person who draws and paints \_\_\_\_\_
2. A person who sails a ship \_\_\_\_\_
3. A person who makes sick people well \_\_\_\_\_
4. A person who grows crops \_\_\_\_\_
5. A person who makes clothes \_\_\_\_\_
6. A person who checks our teeth \_\_\_\_\_
7. A person who flies a space ship \_\_\_\_\_



# PM SHRI KV NO 1 CHHINDWARA

**Class : I      Lesson : The Tailor and his Friend      Date:**

**A. Tick the correct spelling :**

river/ riverr

friend/ freind

things/ thengs

needle/ niedle

drink/ drenk



elephant/ eleephant

forgets/ frogets

argue/ argeu

waves/ wawes

chicken/ chicken

**B. Name at least eight naming words. The first and last word has been given as a hint :**

tailor

s \_ \_ p

p \_ \_ \_ s

n \_ \_ \_ e

b \_ \_ \_ a

trunk

r \_ \_ \_ r

e \_ \_ \_ \_ t



**C. Write two rhyming words for the words given below :**

hop      \_\_\_\_\_      \_\_\_\_\_

nice      \_\_\_\_\_      \_\_\_\_\_

took      \_\_\_\_\_      \_\_\_\_\_

seat      \_\_\_\_\_      \_\_\_\_\_

made      \_\_\_\_\_      \_\_\_\_\_