

CLASS 3 SUMMER HOLIDAY HOME WORK FOR ENGLISH

PROJECT WORK:

- ❖ Making word chain see the below example picture.
- ❖ Do the project in chart. It should contain minimum 30 words.

Word Chain

RULE: Use the last letter of the given word to make a new word.



SHIP



PARROT



TRAIN

WRITE SEVEN AND EIGHT LETTER WORDS WITH MEANING MINIMUM 20 IS COMPULSARY:

WORD	MEANING

SOLVE THE FOLLOWING WORK SHEETS

Write the singular and plural words in the correct columns.

foot	child	ox	woman	men
tooth	goose	teeth	person	cacti
oxen	die	children	man	people
dice	feet	geese	cactus	women

You can make most nouns plural by adding "s" or "es", but irregular nouns are different!

mouse - mice

Singular	Plural
foot	feet



Contraction Words

Match the correct contraction word meanings:

Original Two Words

cannot

could have

could not

did not

do not

has not

he is

he is/ has

he will

he would/ had

here is/has

Contraction / Contracted Words

didn't

don't

hasn't

he's

he's

he'll

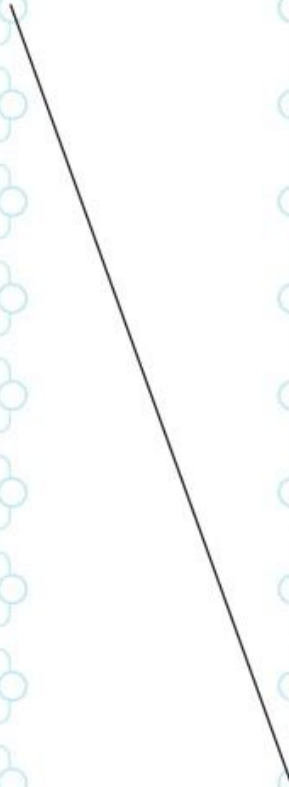
here's

he'd

can't

could've

couldn't



Match Broken Words



Match the words and re-write in the complete word

1. lar	net	=	_____
2. mat	gth	=	_____
3. rec	ond	=	_____
4. sec	son	=	_____
5. num	ger	=	_____
6. pla	ord	=	_____
7. sea	ect	=	_____
8. len	ter	=	_____
9. mot	ple	=	_____
10. sm	ber	=	_____
11. tra	ice	=	_____
12. sin	her	=	_____
13. obj	vel	=	_____
14. peo	gle	=	_____
15. off	all	=	_____

COMPREHENSION:

Read the passage given below carefully and answer the following questions. Charlie was walking home from school one day and saw a frog on the road. The frog hopped over to Charlie and started to speak. "If you kiss me, I'll turn into a beautiful princess," said the frog. Charlie picked up the frog and put it in his pocket. "Please kiss me," said the frog. "I'll love you forever!" Charlie just looked at the frog and smiled. The frog yelled, "If you kiss me and turn me into a princess, I'll clean your room, cook for you, do your homework, and love you forever!" Charlie smiled at the frog, and put it back into his pocket. "What is wrong with you?" shouted the frog. "I've

told you that I'm a beautiful princess and will love you forever. Why won't you kiss me?" "I'm just a 10 year old school boy," said Charlie. "I don't need a princess, but a talking frog is really cool!"

Choose the correct option.

1. Why didn't Charlie kiss the frog?
 - a) He wanted a talking frog - not a princess.
 - b) The frog was dirty.
 - c) He did not like frogs.
 2. What did the frog promise if Charlie kissed it?
 - a) to love him forever.
 - b) to disappear.
 - c) to give him castle.
 3. Where did Charlie first see the frog?
 - a) in his backyard.
 - b) on the road coming home from school.
 - c) on the bicycle path.
 4. Where did Charlie keep the frog?
 - a) in a jar.
 - b) in the sandbox.
 - c) in his pocket.
 5. Complete the line from the passage. The frog yelled, "If you kiss me and turn me into a princess, I'll
-

HAPPY HOLIDY AS MY DEAR CHILDRENS

CLASS 3 SUMMER HOLIDAY HW MATHAMATICS

- ❖ WATCH THE VIDEOS MAKE 3 D MODELS USING CLAY, STICK OR CHART PAPER
- ❖ ONE OR TWO MAKE USING STICK AND ONE OR TWO WITH CHART

<https://www.youtube.com/watch?v=ECJ6U6wNFBI>

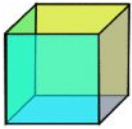

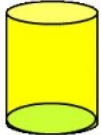

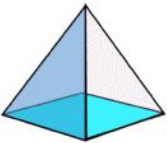
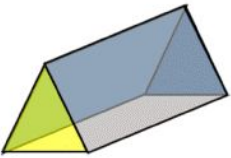
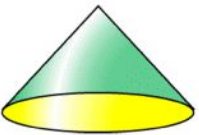
<https://www.youtube.com/watch?v=z49UFp1LS6E>

SOLVE THE FOLLOWING WORK SHEETS

IDENTIFY 3D SHAPES 1

PRINT PASTE AND CHOOSE CORRECT ANSWER OR DRAW IN
MATHS NOTE CHOOSE CORRECT ANSWER

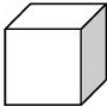
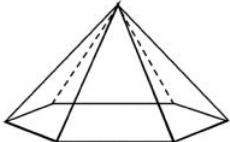
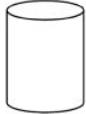

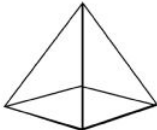
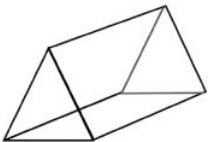

Circle the correct word to describe each shape.

1)		sphere	cube	pyramid	cylinder
2)		sphere	cube	cylinder	cone
3)		cuboid	cylinder	pyramid	prism
4)		sphere	pyramid	cuboid	cylinder
5)		pyramid	prism	sphere	cone
6)		sphere	cuboid	cylinder	prism
7)		cube	sphere	cylinder	cone

IDENTIFY FACES ON 3D SHAPES 1

BY DRAWING SHAPES AND WRITE QUESTIONS
THEN GIVE ANSWERS IN MATHS NOTE

Answer 'yes' or 'no' to each of the questions.

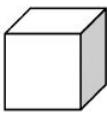
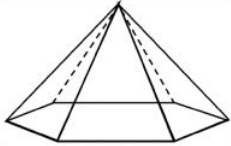


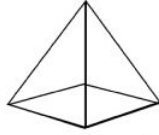
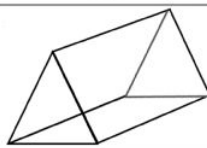

1)		Does it have a circle as a face? Does it have a square as a face?
2)		Does it have a triangle as a face? Does it have a square as a face?
3)		Does it have a triangle as a face? Does it have a circle as a face?
4)		Does it have a square as a face? Does it have a triangle as a face?
5)		Does it have a square as a face? Does it have a triangle as a face?
6)		Does it have a rectangle as a face? Does it have a circle as a face?
7)		Does it have a triangle as a face? Does it have a circle as a face?

WRITE ANY 6 THREE DIGIT NUMBERS FOR THE FOLLOWING
CONDITION

- A. SAME DIGITS REPETS IN TENS AND ONES PLACE EXAMPLE: 399
- B. NUMBERS MORE THAN 100 LESS THAN 200, DIGITS REPEATS IN HUNDREDS AND TENS PLACE – EXAMPLE : 112

IDENTIFY FACES ON 3D SHAPES 2

Tick the correct box to describe the number of faces.

	Shape	Question	None	One	More than one
1)		How many square faces?			
2)		How many triangle faces?			
3)		How many rectangle faces?			
4)		How many rectangle faces?			
5)		How many square faces?			
6)		How many triangle faces?			
7)		How many triangle faces?			

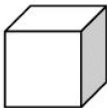
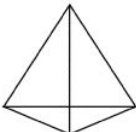


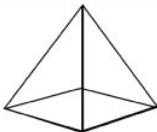
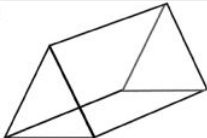
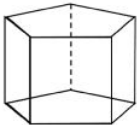
WRITE THREE DIGIT NUMBERS OF 10 JUMP STARTS FROM 100 TO 990.

100 , 110, 120, 990

FACES, EDGES AND VERTICES SHEET 1



Complete the number of faces, edges and vertices in this table.

	Shape	faces	edges	vertices
1)		6	12	8
2)		4		
3)				6
4)			12	
5)		5		
6)			9	
7)				10

LEARN MULTIPLICATION TABLES 1 TO 10 THOROUGHLY FOR ORAL TEST

Kendriya vidyalaya Golden Rock,Trichy-4

CLASS-3-Hindi/ HOLIDAY HOMEWORK

- 1.Daily write a paragraph from the Hindi Textbook or in the rough notebook to improve Handwriting(minimum for 40 days with date)
- 2.Daily practice reading a paragraph from any lesson in the Hindi Textbook to improve the reading skill.
- 3.Watch the Hindi news bulletin in the T.V. and practice News Reading.
4. Note down at least one news headline a day in any old notebook (minimum of 40 news headlines with date)
4. Write a Hindi story in a1/4 chart paper and draw a few pictures related to the story(sketch pens can be used)
5. Practice loud reading of at least 1 unseen passage in Hindi daily.
6. Write at least one new word in Hindi each day and also write the meaning of the same in the rough notebook.
7. Revise the lessons completed in the month of April.
8. Make some puppets (finger puppets/ stick puppets etc atleast 5) out of waste materials at home related to any lesson in your Hindi textbook.

Note : Any old double line notebook (old) can be used .

Subject Teacher: J.MANJUSRI

Holiday homework - Music : class-3

1. Sing a Song:

Learn and practice one song of your choice (can be a school song, patriotic song, or a simple children's song).

Write the lyrics neatly in your notebook.

Practice singing it with expression and rhythm.

2. Draw and Label Musical Instruments

Draw any 3 musical instruments (one from each category: string, wind, and percussion).

Label them and write one sentence about each (e.g., "The tabla is a percussion instrument").

3. Note down 1 community song in your music copy.

4. Rhythm Clapping Activity

Practice clapping the beats of simple patterns.


Try clapping along with a favorite song or nursery rhyme.

5. Pasting of photos of some musical artists.

CLASS 3 TWAU HOLIDAY HOME WORK

- ❖ Paste pictures of tools used by human pictures of different houses.
- ❖ Make poster of 5 traffic signs and write about them.

1. Read Ch-6 Family from your EVS book and then make a “Family tree” using pictures of your family members in the **EVS Project File**. (Image has been shared for reference)



2. How well do you know your country? Name the following and paste pictures in the EVS project file.
i) National Flag ii) National Emblem iii) National Animal iv) National Bird v) National Flower
in the **EVS Project file**. Refer chapter 14- Unity in Diversity.
3. Make a 3-D model on:
- i) Tools used by early humans. (**Roll No. 1 to 10**)
(Video link has been shared for reference) <https://youtu.be/YaMUm7bEJ-o>
 - ii) Different types of houses-Kutchha and pucca house. Use the things easily available at home to give a perfect finish to your model. (**Roll No. 11 to 20**)
(Video links have been shared for reference) https://www.youtube.com/watch?v=3nBnE_th7jI
<https://www.youtube.com/watch?v=rIvYACiE3KY>

- iii) Traffic symbols/rules (**Roll No. 21 to 30**)

(Video link has been shared for reference) <https://youtu.be/sUly9qrGs2k>

- iv) Uses of plants (**Roll No. 31 onwards**)

(Video link has been shared for reference) <https://youtu.be/0zNCONYk8P0>