

## Class 1 English (Mridang) Worksheet

### Unit 1 My Family and Me

#### Chapter 1- Two little hands

Name of Students: \_\_\_\_\_ Class/Section: \_\_\_\_\_ Roll No. \_\_\_\_\_

Examiner Sign \_\_\_\_\_ Total Mark: 20

#### READING

1. Read the poem below and answer the questions that follow.

Hands to clap, legs to walk

Nose to smell, mouth to talk

Head to move, eyes to see

I have a little body that belongs to me.

- \_\_\_\_\_ to clap, legs to walk.
- Nose to smell, \_\_\_\_\_ to talk.
- Head to move, \_\_\_\_\_ to see.
- I have a little body that \_\_\_\_\_ to me.
- Opposite of little is \_\_\_\_\_ (big/small)

#### WRITING

2. Look at the pictures and complete the sentence.


a. I see with my \_\_\_\_\_

b. I hear with my \_\_\_\_\_

c. I smell with my \_\_\_\_\_

d. I eat with my \_\_\_\_\_

e. I feel with my \_\_\_\_\_



## Class 1 English (Mridang) Worksheet

### SPELLING

3. Match the parts of the body with their pictures.



Arm



Nose

Ear



Hand

Eye



### CREATIVE WRITING

4. Write the following sentence with good handwriting.

A B C D E F G H I J K L M N O P

L M N O P Q R S T U V W X Y Z

X Y Z, Sugar on bread

Next day morning, come to me

We will learn the A B C

---

---

---

---

---

---

---

---

# Class 1 English (Mridang) Worksheet

## Unit 1 My Family and Me

### Chapter 2- Greeting

Name of Students: \_\_\_\_\_ Class/Section: \_\_\_\_\_ Roll No. \_\_\_\_\_

Examiner Sign \_\_\_\_\_ Total Mark: 20

### READING

1. Read the poem below and answer the questions that follow.

When I meet someone in the morning, I say 'Good morning'.

When I meet someone in the afternoon, I say 'Good afternoon'.

When I meet someone in the evening, I say 'Good evening'.

When I go to bed, I say 'Good night'.

- What do you say in the morning? \_\_\_\_\_
- When do you say, 'Good afternoon'? \_\_\_\_\_
- What do you say when you meet someone in the evening? \_\_\_\_\_
- What do you say before going to bed? \_\_\_\_\_
- Can you tell the opposite of 'Good morning' from the paragraph? \_\_\_\_\_

### WRITING

2. Match the pictures with the sentences.

I comb my hair.

I see my teacher.

I eat my food.

I hear the bell ring.

I walk to school.

I play football.



"Your generosity helps us continue providing helpful content. If you find it valuable, consider donating at UPI ID [kvsecontent@ybl](mailto:kvsecontent@ybl). Every contribution counts. Thank you!"

## Class 1 English (Mridang) Worksheet

### SPELLING

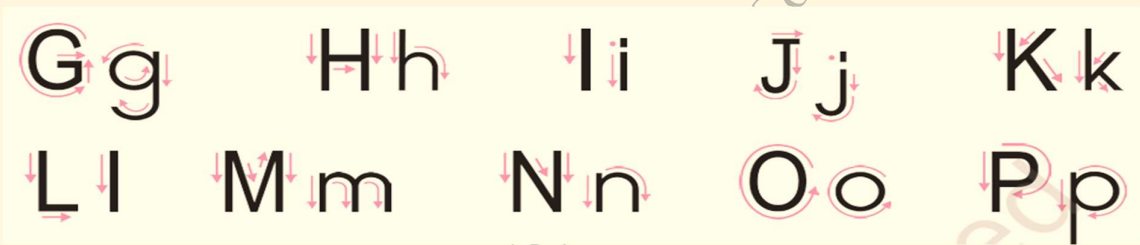
3. Write the name of given things below-



\_\_\_\_\_

### CREATIVE WRITING

4. Write these letters with good handwriting.



Handwriting practice lines consisting of multiple sets of three horizontal lines (top, middle, bottom) for writing practice.

## Class 1 English (Mridang) Worksheet

### Unit 1 My Family and Me

#### Chapter 2.1- Hop a Little

Name of Students: \_\_\_\_\_ Class/Section: \_\_\_\_\_ Roll No. \_\_\_\_\_

Examiner Sign \_\_\_\_\_ Total Mark: 20

#### READING

1. Read the poem below and answer the questions that follow.

Hop a little, jump a little, one two three.

Stamp a little, skip a little, tap one knee.

Dance a little, twist a little, shake your hand.

Yawn a little, sleep a little, in your bed.

- Hop a little, jump a little, one two \_\_\_\_.
- Stamp a little, skip a little, tap one \_\_\_\_.
- Dance a little, twist a little, shake your \_\_\_\_.
- Yawn a little, sleep a little, in your \_\_\_\_.
- What is the opposite action of "hop a little"? \_\_\_\_\_ (sit a little / jump little)

#### WRITING

2. See the Picture and answer the below questions.



*"Your generosity helps us continue providing helpful content. If you find it valuable, consider donating at UPI ID [kvsecontent@ybl](mailto:kvsecontent@ybl). Every contribution counts. Thank you!"*

## Class 1 English (Mridang) Worksheet

- How many children are there in the picture? \_\_\_\_\_
- What games are they playing? \_\_\_\_\_
- Which is your favourite game? \_\_\_\_\_
- Some children in the picture are not playing games. What are they doing?  
\_\_\_\_\_
- Name the game played with a rope \_\_\_\_\_

### SPELLING

3. Write the actions which match with the pictures-

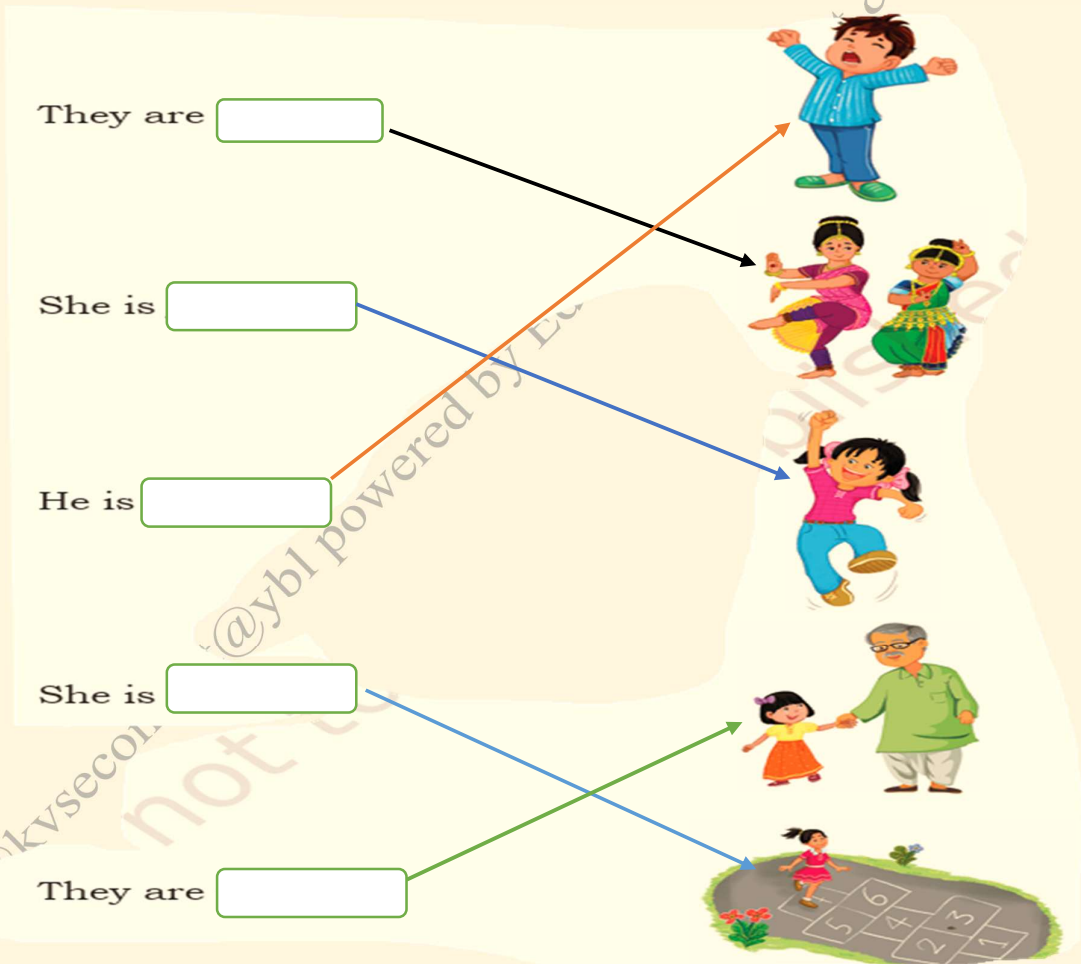
They are

She is

He is

She is

They are



## Class 1 English (Mridang) Worksheet

### CREATIVE WRITING

4. Look at the picture and write **five action** words from the picture. Example (Talking)



Example:

- I. \_\_\_\_\_
- II. \_\_\_\_\_
- III. \_\_\_\_\_
- IV. \_\_\_\_\_
- V. \_\_\_\_\_

*"Your generosity helps us continue providing helpful content. If you find it valuable, consider donating at UPI ID [kvsecontent@ybl](mailto:kvsecontent@ybl). Every contribution counts. Thank you!"*

# Class 1 English (Mridang) Worksheet

## Unit 1 My Family and Me

### Chapter 2.2- Let us Play - Hopscotch

Name of Students: \_\_\_\_\_ Class/Section: \_\_\_\_\_ Roll No. \_\_\_\_\_

Examiner Sign \_\_\_\_\_ Total Mark: 20

### READING

1. Read the story below and answer the questions that follow.

Maya hopscotched on the sidewalk, her small red pebble.

landing perfectly in square number 1.

Today, she wanted to hop all the way to number 10 without missing!

She hopped on one foot, careful not to step on the lines.


Can you guess what happens next?

- What game is Maya playing? \_\_\_\_\_
- Where did Maya draw her hopscotch court? \_\_\_\_\_
- What does Maya use as a marker for her turn? \_\_\_\_\_
- How many squares does Maya want to hop to? \_\_\_\_\_
- Find and write the opposite word of 'big' from above story \_\_\_\_\_

### WRITING

2. Look at the picture and fill in the words from the boxes

dance    hop    skip    sleep    bend    jump    eat








"Your generosity helps us continue providing helpful content. If you find it valuable, consider donating at UPI ID [kvsecontent@ybl](mailto:kvsecontent@ybl). Every contribution counts. Thank you!"

## Class 1 English (Mridang) Worksheet

### SPELLING

3. Write the missing letter to complete each word

				
p__n	c__t	d__g	j__g	f__x

### CREATIVE WRITING

4. Write these letters with good handwriting.

Q q R r S s T t U u  
V v W w X x Y y Z z

Handwriting practice lines consisting of multiple sets of three horizontal lines (top, middle, bottom) for writing practice.

# Class 1 English (Mridang) Worksheet

## Unit 1 My Family and Me

### Chapter 2.3 - Family

Name of Students: \_\_\_\_\_ Class/Section: \_\_\_\_\_ Roll No. \_\_\_\_\_

Examiner Sign \_\_\_\_\_ Total Mark: 20

#### READING

1. Read the story below and answer the questions that follow.

Mama and Papa sparrow were making a nest. They found a safe place.

The little nest was soon ready. It was soft and warm.

Mama sparrow laid three small eggs.


One day the eggs broke open.

Three little heads popped out.

- What were Mama and Papa sparrow busy doing? \_\_\_\_\_
- How did Mama and Papa sparrow choose their nesting place \_\_\_\_\_
- How would you describe the finished nest? \_\_\_\_\_
- What did Mama sparrow lay after the nest was ready? \_\_\_\_\_
- What exciting event happened to the eggs one day? \_\_\_\_\_

#### WRITING

2. Look at the picture of a bathroom. Label the things in it.



## Class 1 English (Mridang) Worksheet

### SPELLING

3. Colour the pictures and write it names



\_\_\_\_\_

### CREATIVE WRITING

4. Write the words in good handwriting

Father

Mother

Sister

Brother

Uncle

# Class 1 English (Mridang) Worksheet

## Unit 2 Life Around Us

### Chapter 3 – A Farm

Name of Students: \_\_\_\_\_ Class/Section: \_\_\_\_\_ Roll No. \_\_\_\_\_

Examiner Sign \_\_\_\_\_ Total Mark: 20

#### READING COMPREHENSION

1. Read the poem below and answer the questions that follow.



I tell you about the birds I see near my house.

This is a crow. It is black in colour.

This is a pigeon. It is grey in colour.

This is a sparrow. It is a small bird.



This is a parrot. It is green and has a red beak.

This is a peacock. It has many colours.



I love animals and birds



a) How many different types of birds are mentioned in the text? (1 mark)

\_\_\_\_\_

b) Which bird is described as having "many colours"? (1 mark)

c) Name the bird that is "small" in size. (1 mark)

d) Which bird has a "red beak"? (1 mark)

e) Complete the sentence: "I love \_\_\_\_\_ and \_\_\_\_\_." (1 mark)

#### WRITING

2. Name the animal that lives near the gate \_\_\_\_\_

3. Name the animal that jumps up and down in the verandah of my house. \_\_\_\_\_

4. Name the animal that eats grass. \_\_\_\_\_

5. Name the bird that has many colours. \_\_\_\_\_

6. Name the bird that is black in color. \_\_\_\_\_

## Class 1 English (Mridang) Worksheet

### SPELLING

7. Look the picture below and write the name



\_\_\_\_\_

\_\_\_\_\_

\_\_\_\_\_

\_\_\_\_\_

\_\_\_\_\_

### CREATIVE HANDWRITING

8. Write the following sentence with good handwriting

A happy cow mooed on the farm.

A little bird chirped in the barn.

A cheeky monkey swung from a tree,

While a playful cat watched curiously.

A loyal dog barked at the jolly elephant.

\_\_\_\_\_

\_\_\_\_\_

\_\_\_\_\_

\_\_\_\_\_

\_\_\_\_\_

\_\_\_\_\_

\_\_\_\_\_

\_\_\_\_\_

\_\_\_\_\_

# Class 1 English (Mridang) Worksheet

## Unit 2 Life Around Us

### Chapter 1 – Picture Time

Name of Students: \_\_\_\_\_ Class/Section: \_\_\_\_\_ Roll No. \_\_\_\_\_

Examiner Sign \_\_\_\_\_ Total Mark: 20

#### READING


1. See the picture below and answer the questions that follow.



- What is the monkey doing? \_\_\_\_\_
- Are there any birds in the picture? Write their name \_\_\_\_\_
- Write the Name of two forest animals from the picture \_\_\_\_\_
- Complete the animal's name **Sq\_ir\_e\_**
- Find the crawling animal from the picture \_\_\_\_\_

#### WRITING

2. Make rhyming words for 'Ten' by using letters from the help box.



"Your generosity helps us continue providing helpful content. If you find it valuable, consider donating at UPI ID [kvsecontent@ybl](mailto:kvsecontent@ybl). Every contribution counts. Thank you!"

## Class 1 English (Mridang) Worksheet

### SPELLING

3. See the picture and write the name of animal in given box.



### CREATIVE WRITING

4. Join the letters in the correct alphabetical order to complete the picture and then colour it.

