

पीएम श्री केन्द्रीय विद्यालय सिवनी

ग्रीष्मकालीन अवकाश गृहकार्य

कक्षा: 3 | विषय: हिन्दी

1. सुलेख (Handwriting Practice)

रोज़ 1 पेज सुंदर लिखावट में लिखें।

विषय: मेरा विद्यालय, मेरा परिवार, मेरा प्रिय खेल।

2. पठन (Reading)

रोज़ 10-15 मिनट हिन्दी की कहानी पढ़ें।

कोई भी 2 कहानियाँ पढ़कर उनके नाम और उनसे मिली सीख लिखें।

3. लेखन (Writing)

मेरा परिचय: 5-6 वाक्य लिखें।

मेरा प्रिय फल: 5-6 वाक्य लिखें।

ग्रीष्म ऋतु: पर 5 वाक्य लिखें।

4. चित्रकला (Drawing)

सूरज, आम, पेड़ या छुट्टियों का दृश्य बनाकर रंग भरें (कोई 3 चित्र)।

5. शब्द ज्ञान (Vocabulary)

रोज़ 5 नए हिंदी शब्द लिखें और उनके अर्थ जानें।

6. वर्णमाला अभ्यास

स्वर और व्यंजन लिखें तथा प्रत्येक अक्षर से एक शब्द लिखें।

7. बोलने का अभ्यास

5-6 पंक्तियों की कोई कविता याद करें और सुनाएँ।

8. परिवार गतिविधि

परिवार के किसी सदस्य से एक कहानी सुनें और उसे 5 वाक्यों में लिखें।

निर्देश: साफ-सुथरी कॉपी में कार्य करें और चित्रों में रंग भरें।

PM SHRI KV SEONI

CLASS 3

MATHEMATICS

SUMMER HOLIDAY HOMEWORK

MAY - JUNE 2026



Let's Learn, Practice and Grow!



SECTION A - NUMBER SENSE

1. Number Practice

- Write numbers:
 - ☆ 1 to 500
 - ☆ 500 to 1
- Practice daily.




2. Place Value

- Write place values of numbers.

H	T	O
3	4	5

Example:

345 = 3 Hundreds, 4 Tens, 5 Ones



3. Number Names

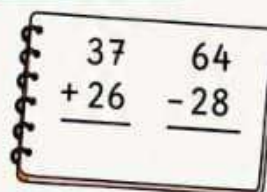
- Write number names:
 - ☆ 1 - 200



SECTION B - BASIC OPERATIONS

4. Addition & Subtraction

- Solve:
 - ☆ 10 addition sums daily.
 - ☆ 10 subtraction sums daily.



5. Multiplication Practice

- Learn tables: 2 to 10
- Write each table 2 times.

$$5 \times 3 = 15$$

$$5 \times 4 = 20$$

$$5 \times 5 = 25$$

...



6. Division Basics

- Solve simple division sums.

Example:

$$12 \div 3 = \underline{\quad}$$

$$3 \overline{) 12}$$

$$\underline{12}$$

$$0$$



SECTION C - SHAPES & MEASUREMENT

7. Shapes Around Us

- Draw and identify:

2D Shapes



3D Shapes



8. Measurement Activity

- Measure objects using a scale (length).

Example:



Table length = cm



SECTION D - THINKING SKILLS

9. Word Problems

Solve daily life problems.

- ☆ A basket has 25 apples. 10 are eaten. How many are left?



- ☆ There are 4 bags with 5 chocolates each. How many chocolates in all?



10. Patterns

- Complete and create patterns.

Number Patterns

2, 4, 6, 8, ,

Shape Patterns



Create your own pattern.



SECTION E - REAL LIFE MATHS

11. My Mini Shop

- Create a shop at home.
- Use fake money.
- Practice:
 - ☆ Addition
 - ☆ Subtraction



SECTION F - FUN & PROJECT

13. Maths Scrapbook

- Create a scrapbook with:

- ☆ Shapes
- ☆ Numbers
- ☆ Tables

- Use pictures, charts and colours.



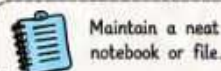
14. Maths Around Me

- Observe and write:

- ☆ Number of doors
- ☆ Number of windows
- ☆ Number of chairs in your home.



IMPORTANT NOTE:
DO ALL THE WORK IN A SEPARATE FILE AND SUBMIT AFTER THE VACATIONS.



Maintain a neat notebook or file.



Use colours, drawings and creativity.



Practice regularly.



Submit after the holidays.

Maths is Fun!
Keep Practicing and
Become a Maths Star!



पीएम श्री केंद्रीय विद्यालय सिवनी (2026-27)

ग्रीष्मकालीन अवकाश गृहकार्य

कक्षा: 3

विषय हिंदी

प्रश्न 1: वर्णमाला अभ्यास

1. क से ज्ञ तक 2 बार साफ-सुथरा लिखिए।

प्रश्न 2: शब्द लेखन

नीचे दिए गए शब्दों को 5-5 बार लिखिए:

1. विद्यालय 2. परिवार 3. शिक्षक 4. मित्र 5. प्रकृति

प्रश्न 3: वाक्य बनाइए

इन शब्दों से वाक्य बनाइए:

1. पेड़ 2. नदी 3. खेल 4. पुस्तक 5. सूरज

प्रश्न 4: समानार्थी शब्द लिखिए

1. बड़ा - ___ 2. छोटा - ___
3. खुश - ___ 4. सुंदर - ___

प्रश्न 5: विपरीत शब्द लिखिए

1. दिन - ___ 2. अच्छा - ___
3. ऊपर - ___ 4. नया - ___

प्रश्न 6: चित्र वर्णन

अपने मनपसंद किसी एक चित्र (जैसे - बगीचा, विद्यालय या परिवार) का 5 वाक्यों में वर्णन कीजिए।

प्रश्न 7: मेरा परिवार

"मेरा परिवार" विषय पर 6-8 पंक्तियाँ लिखिए।

प्रश्न 8: पठन अभ्यास

1. प्रतिदिन 10-15 मिनट हिन्दी की कोई कहानी की पुस्तक पढ़ें और 3 नए शब्द लिखें।
2. सीखो कविता याद कर उसके प्रश्नोत्तरी का अभ्यास करें।

प्रश्न 9: सुलेख (Handwriting)

रोजाना एक पेज हिंदी पढ़ने एवं लिखने का अभ्यास करें।

प्रश्न 10: रचनात्मक कार्य

अपनी पसंद का एक सुंदर चित्र बनाकर उसमें 3-4 पंक्तियाँ लिखें।

निर्देश (Instructions)

1. साफ-सुथरी लिखावट रखें
2. रोज़ थोड़ा-थोड़ा कार्य करें
3. अभिभावक सहायता करें
4. यह कार्य A4 साइज पेपर या कोई दूसरी कॉपी में करें।

PM SHRI KENDRIYA VIDYALAYA SEONI

SUMMER VACATION HOLIDAY HOMEWORK

Subject: The World Around Us (TWAU / EVS) | Class: III

"Exploring the world is the best way to learn! Have a green and active summer."

1. My Family and Me

☀️ **Family Tree:** Create a beautiful Family Tree in your scrapbook. Paste small photographs of your family members.

☀️ **Interview Time:** Ask your grandparents or parents about their favorite childhood game. Write 5 lines about that game and draw it.

2. Green Friends (Plants)

☀️ **Seed Germination:** Sow a few seeds (Moong dal or Kidney beans) in a small pot. Observe them daily and draw the stages of growth on an A4 sheet.

☀️ **Leaf Art:** Collect 5 different fallen leaves from your garden. Paste them in your notebook and write the names of the plants they belong to.

3. Water: Every Drop Counts

☀️ **Water Usage:** List 5 activities where you use water at home. Suggest one way to save water for each activity.

☀️ **Slogan Writing:** Make a colorful poster with a slogan on "Save Water, Save Earth."

4. Our Animal Friends

☀️ **Bird Feeder:** Make a simple bird feeder using a plastic bottle or an earthen bowl. Keep it on your balcony/garden with water and grains. Click a photo of a bird visiting it (if possible).

☀️ **Animal Riddles:** Write 5 riddles about animals and ask your siblings or parents to solve them.

5. Healthy Habits

☀️ **Food Diary:** Make a table for one week and record the fruits and vegetables you ate every day.

☀️ **Yoga Fun:** Learn 3 simple Yoga Asanas. Practice them daily and draw yourself doing your favorite pose.

General Instructions:

- Use a separate thin notebook or a scrapbook for TWAU homework.
- Work should be neat, handwritten, and original.
- Use waste materials for crafts (best out of waste).



PM SHRI KENDRIYA VIDYALAYA SEONI
CLASS – III, SECTION – A
SUBJECT - MATHS



SUMMER VACATION HOLIDAYS HOMEWORK
(2026-27)

ONLY FOR PRACTICE

- Q.- 1. Practice multiplication tables. Spend 10 minutes each day practicing multiplication tables up to 10.
Q.- 2. Practice questions based on addition and subtraction.
Q.- 3. Learn spelling of (1) Name of days, (2) Name of months and (3) Numbers name up to 100.
Q.- 4. Revise Classwork done till now.

WRITE IN THE A-4 SIZE PAPER

Chapter 1: What's in a Name ?

Q.- 1. Number Writing -

Write numbers name like four – 4

- (a) Fourteen -
(b) Seventeen -
(c) Nineteen -
(d) Forty -
(e) Ninety-eight -

Q.- 2. Number Names -

Write the number names for the following -

- (a) 45 -
(b) 67 -
(c) 73 -
(d) 82 -
(e) 99 -

Q.- 3. Addition - Solve the following -

- (a) $234 + 145 =$ _____
(b) $567 + 123 =$ _____
(c) $304 + 491 =$ _____
(d) $423 + 207 =$ _____
(e) $620 + 182 =$ _____

Q.- 4. Subtraction - Solve the following -

- (a) $500 - 275 =$ _____
(b) $800 - 340 =$ _____
(c) $750 - 520 =$ _____
(d) $625 - 325 =$ _____
(e) $330 - 150 =$ _____

Q.- 5. Fun Activity -

Write the names of your family members and count the number of letters in each name.

Example: RAHUL = 5 letters

- 1) Father -
- 2) Mother -
- 3) Brother -
- 4) Sister -
- 5) Grandparents -

CHAPTER 2 . Toy Joy – Shapes Homework

Q.- 6. Identify Shapes in Toys -

Look at your toys at home and find different shapes –



Like – In circle shape PLATE -

- 1) Circle -,
- 2) Cube -,
- 3) Cone -,
- 4) Cuboid -,

[Draw 4–5 toys and write the name of each shape].

Q.- 7. Draw and Colour Shapes -

[Draw these shapes neatly and colour them].

- 1) Circle
- 2) Square
- 3) Triangle
- 4) Rectangle
- 5) Cube
- 6) Cuboid
- 7) Cone

Q.- 8. Match Shapes with Objects -

- | | |
|--------------|----------------|
| 1) Circle | - Window |
| 2) Square | - Book |
| 3) Triangle | - Clock / Ball |
| 4) Rectangle | - Pizza slice |

Q.- 9. Draw a Toy House Using Shapes -

[Use shapes to draw a house and Colour it nicely].

- | | |
|--------------|---------|
| 1) Square | → Walls |
| 2) Triangle | → Roof |
| 3) Rectangle | → Door |
| 4) Circle | → Sun |

Q.- 10. Short Questions -

(A) How many sides does a triangle have ?

Answer -

(B) How many corners in a square ?

Answer -

(C) Is a ball flat or round ?

Answer -

PM SHRI KENDRIYA VIDYALAYA SEONI

Summer Vacation Holiday Homework (2026-27)

Class: III (3rd) | **Subject:** English | **Duration:** 40 Days

Student Name: _____ **Roll No:** _____ **Section:**

General Instructions:

- Maintain a separate thin notebook or a folder for English Holiday Homework.
- Work should be neat, creative, and original.
- Handwriting should be cursive and legible.
- Parents are requested to guide the child but let the child do the work themselves.

Week 1: Foundations & Fun (Days 1 - 7)

Day 1-2	Write the English Alphabet in beautiful cursive (Capital and Small letters). Draw two pictures for each vowel (A, E, I, O, U).
Day 3-4	Reading Challenge: Read a short story from your favorite book. List 10 new words you found and look up their meanings in a dictionary.
Day 5-6	Write 5 sentences about "My Family". Draw a small family tree next to it.
Day 7	Fun Activity: Find 5 objects in your kitchen that start with the letter 'S' and 5 that start with 'P'. Write them down.

Week 2: Grammar & Observation (Days 8 - 14)

Day 8-9	Noun Hunt: Look around your living room. List 10 Naming Words (Nouns) - 5 People/Things and 5 Places.
Day 10-11	Singular & Plural: Write the plural forms of: Toy, Box, Leaf, Child, Tooth, Mouse, Candy, Brush, Mango, Key.
Day 12-13	Watch a cartoon or a short movie in English. Write the names of at least 3 characters and one sentence describing each.
Day 14	Handwriting: Write one page of cursive writing on the topic "A Sunny Day".

Week 3: Creativity & Expression (Days 15 - 21)

Day 15-16	Adjective Fun: Use describing words to describe your favorite fruit (Color, Taste, Shape, Size).
Day 17-18	Write 5 sentences on "How I spent my Sunday". Focus on using action words (Verbs).
Day 19-20	Opposites World: Draw pictures for these pairs of opposites: Big-Small, Happy-Sad, Tall-Short, Hot-Cold.
Day 21	Poetry Corner: Learn a small English poem (8 lines) other than from your textbook and recite it to your parents.

Week 4: Communication Skills (Days 22 - 28)

Day 22-23	Make a 'Weather Chart' for these two days. Write if it was Sunny, Cloudy, or Rainy.
Day 24-25	Practice Conversation: Talk to your mother/father in English for 10 minutes about your breakfast or play time.

Day 26-27	Write a "Thank You" note to your friend for a birthday gift. Use words like 'kind', 'happy', and 'grateful'.
Day 28	Handwriting: Copy one paragraph from your English Textbook 'Marigold' in your best handwriting.

Week 5: Vocabulary Building (Days 29 - 35)

Day 29-30	Make a "Word Train". Start with a word, and make the next word from the last letter (e.g., Apple -> Egg -> Goat). Make a train of 15 words.
Day 31-32	Write the names of 7 days of the week and 12 months of the year. Ensure all spellings are correct.
Day 33-34	Rhyming Words: Write two rhyming words for each: Cat, Rain, Sun, Tree, Blue, Cake.
Day 35	Action Time: List 10 things you can do (e.g., I can run, I can jump).

Week 6: Final Project & Review (Days 36 - 40)

Major Project: My Summer Scrapbook
 Collect pictures of your summer vacation (visiting relatives, playing, eating ice cream). Paste them in your notebook and write 1-2 lines for each picture describing that moment.

Day 40: Self-Review
 Check all your work. Make sure you haven't missed any days. Pack your holiday homework folder neatly.

"Learning is a treasure that will follow its owner everywhere." Have a wonderful vacation!

PM SHRI KENDRIYA VIDYALAYA, SEONI

Holiday Homework: THE WORLD AROUND US (TWAU)

Class: 3 | Summer Vacation (40 Days)

Phase 1: Nature Observation (Day 1 - Day 10)

- **Sow a Seed:** Take a small pot or a discarded plastic bottle. Plant a seed (Moong dal, Mustard, or Fenugreek). Observe it every day. Draw its growth stages in your notebook on Day 1, Day 5, and Day 10.
- **Leaf Collection:** Collect 5 different fallen leaves from your neighborhood. Paste them in a scrapbook and write their name, color, and shape (e.g., Round, Long, Oval).
- **Watering Buddy:** Take the responsibility of watering the plants in your house every morning.

Phase 2: My Family & Surroundings (Day 11 - Day 20)

- **The Family Tree:** Create a beautiful "Family Tree" on an A3 or A4 sheet. Paste small photos of your family members and write their relation to you.
- **Interview Time:** Talk to your grandparents or elders. Ask them what games they played when they were children. Write the names of 3 such games.
- **Help at Home:** Help your parents in 3 small ways (e.g., folding clothes, setting the dinner table, or cleaning your toy box). Write down what you did.

Phase 3: Animal World & Food (Day 21 - Day 30)

- **Bird Feeder:** Make a simple bird feeder using a plastic bottle or a bowl. Keep fresh water for birds on your balcony or terrace. Observe which birds come to visit.
- **Food Diary:** For 3 days, write down everything you eat for Breakfast, Lunch, and Dinner. Circle the healthy foods in Green and occasional treats in Red.
- **Animal Sound Challenge:** List 5 animals and write the sounds they make (e.g., Dog - Barks, Cat - Meows).

Phase 4: Environment Conservation (Day 31 - Day 40)

- **Waste Segregation:** Learn about Green (Wet waste) and Blue (Dry waste) dustbins. For 2 days, help your parents sort the kitchen waste correctly.
- **Save Water Poster:** Draw a colorful poster on an A4 sheet with the slogan "Save Water, Save Life".
- **Review:** Look at the plant you sowed on Day 1. Write 3 sentences about how it looks now and how you felt taking care of it.

Weekly Checklist

Week	Activity Focus	Completion Status
Week 1	Seed Sowing & Observation	<input type="checkbox"/>
Week 2	Leaf Collection & Scrapbook	<input type="checkbox"/>
Week 3	Family Tree & Elder Interviews	<input type="checkbox"/>
Week 4	Bird Feeding & Food Diary	<input type="checkbox"/>
Week 5	Waste Sorting & Poster Making	<input type="checkbox"/>

Week 6	Final Review & Submission Prep	□
--------	--------------------------------	---

Dear Parents: Please guide your child to observe the environment naturally. Encourage them to do these activities as fun learning rather than a task. All work should be compiled in a single thin notebook or a folder.

"Explore, Observe, and Learn from the World Around You!"