



# Central Board of Secondary Education School Performance Report Card (2024-25)

(Based on "Average Marks" Analysis of Class X and XII Board Examination)

## School Profile

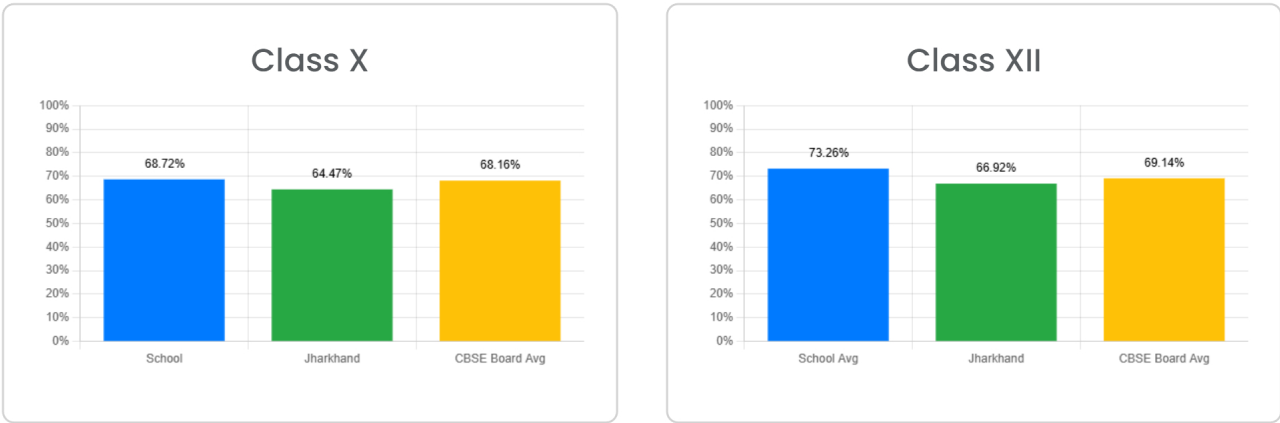
School Code	69510
School Name	PM SHRI KENDRIYA VIDYALAYA DIPATOLI RANCHI JHARKHAND
Affiliation Number	3400013
Region/State	Ranchi/Jharkhand
Session	2024-2025

## Performance in Board Examination

**Definition of Average:** Overall Average is calculated by dividing the Total Marks Scored in All Subjects by the Total Number of Subject Instances taken by a student.

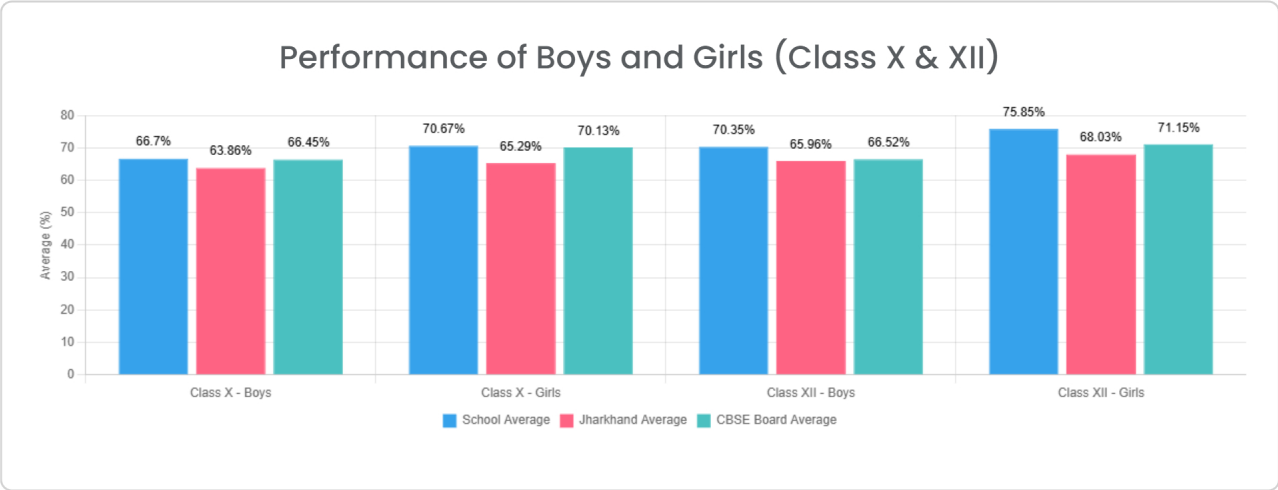
$$\text{Overall Average} = \frac{\text{Total Marks Scored in All Subjects}}{\Sigma(\text{Number of Subjects per Student})}$$

## School Average Marks



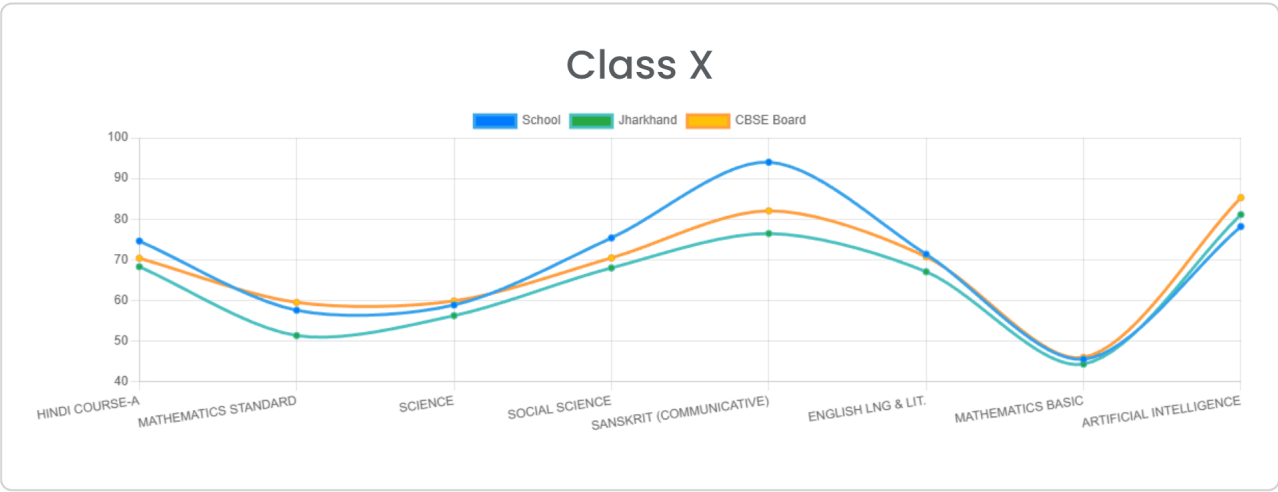
Class	Total Students	School Avg.	Jharkhand Avg.	CBSE Board Avg.	Highest in Jharkhand	Highest in CBSE Board	Diff. from State Highest	Diff. from CBSE Board Highest
Class X	118	68.72%	64.47%	68.16%	93.35%	94%	-24.63%	-25.28%
Class XII	85	73.26%	66.92%	69.14%	85.44%	92.72%	-12.18%	-19.46%

## Gender-wise Performance



Parameters	Class X		Class XII	
	Boys	Girls	Boys	Girls
Total Students	58	60	40	45
School Average	66.7%	70.67%	70.35%	75.85%
Jharkhand Average	63.86%	65.29%	65.96%	68.03%
CBSE Board Average	66.45%	70.13%	66.52%	71.15%
Jharkhand Highest	93.35%	87.7%	87%	85.62%
CBSE Board Highest	95.6%	95.8%	98.2%	96.4%
Difference from Jharkhand Highest	-26.65%	-17.03%	-16.65%	-9.77%
Difference from CBSE Board Highest	-28.90%	-25.13%	-27.85%	-20.55%

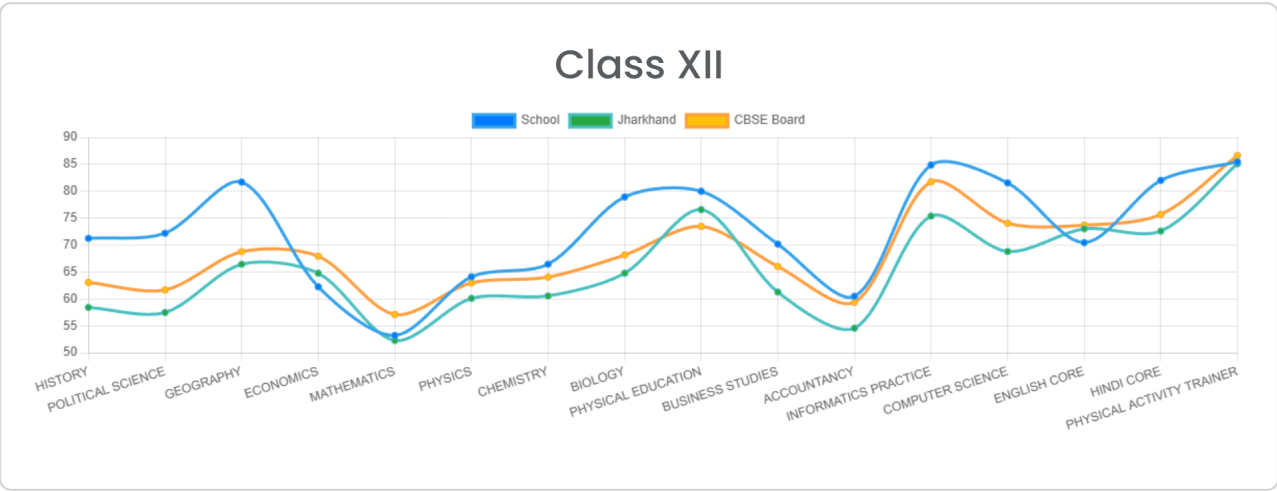
## Subject-Wise(Averages)



### Class X

Subject	School Avg.	Jharkhand Avg.	CBSE Board Avg.
HINDI COURSE-A	74.64%	68.33%	70.41%

MATHEMATICS STANDARD	57.63%	51.42%	59.56%
SCIENCE	58.92%	56.31%	59.92%
SOCIAL SCIENCE	75.4%	68.04%	70.49%
SANSKRIT (COMMUNICATIVE)	94%	76.48%	82.06%
ENGLISH LNG & LIT.	71.4%	67.09%	70.78%
MATHEMATICS BASIC	45.6%	44.41%	46.06%
ARTIFICIAL INTELLIGENCE	78.21%	81.13%	85.29%



Class XII

Subject	School Avg.	Jharkhand Avg.	CBSE Board Avg.
HISTORY	71.25%	58.42%	63.06%
POLITICAL SCIENCE	72.2%	57.47%	61.66%
GEOGRAPHY	81.71%	66.44%	68.77%
ECONOMICS	62.25%	64.77%	67.93%
MATHEMATICS	53.21%	52.27%	57.1%
PHYSICS	64.11%	60.1%	62.98%
CHEMISTRY	66.45%	60.55%	64.05%
BIOLOGY	78.95%	64.76%	68.16%
PHYSICAL EDUCATION	80%	76.59%	73.48%
BUSINESS STUDIES	70.17%	61.26%	66.02%
ACCOUNTANCY	60.48%	54.57%	59.39%
INFORMATICS PRACTICE	84.88%	75.39%	81.74%
COMPUTER SCIENCE	81.55%	68.8%	74.05%
ENGLISH CORE	70.46%	73.02%	73.7%
HINDI CORE	82.03%	72.6%	75.7%
PHYSICAL ACTIVITY TRAINER	85.47%	85.12%	86.63%

