

## ☀️ SUMMER HOLIDAY HOMEWORK ☀️

📖 Subject: Hindi

🌟 Fun & Activity-Based Learning 🌟

वर्णमाला लेखन 🖋️

1. अ से ज तक लिखें।

रोज़ 1-2 पेज अभ्यास करें।

1. विद्या प्रवेश में बची हुई अभ्यास पत्रिकाएं पूरी करें

🎯 Creative Task: रंग-बिरंगे पेन से लिखें और अक्षरों को सजाएं।

शब्द लेखन 🖋️

रोज़ 5 शब्द लिखें।

जैसे: फल, घर, जल, मन, कल

🎲 Fun Game:

अक्षर कार्ड बनाकर नए शब्द बनाइए।

चित्र बनाओ और रंग भरो 🎨

फल, जानवर, फूल के चित्र बनाएं।

नीचे उनके नाम लिखें।

कविता अभ्यास 🖋️

1-2 हिंदी कविताएँ याद करें।

हाव-भाव के साथ सुनाएँ।

Holiday Homework (10 Days)

Subject - Maths

Day 1 and Day 2

Write the numbers from 1 - 50 ( two times )

Day 3 and Day 4

Write number names from 1 - 10 ( two times )

Day 5 and Day 6

Draw the following and colour them.( two times)

a) 3 balls -

b) 5 stars -

c) 7 apples -

d) 10 pencils -

e) 9 flowers -

Day 7 and Day 8

Circle the biggest number ( two times)

a) 4        7        8

b) 2        1        7

c) 6        9        5

d) 10       3        9

e) 1        6        3

Day 9 and Day 10

Find the missing numbers ( two times )

a) 1    \_\_\_\_\_    3

b) 6    \_\_\_\_\_    8


c) 5    \_\_\_\_\_    7


d) 8    \_\_\_\_\_    10


e) 12 \_\_\_\_\_    14

Class 1 English – Day Wise Plan (10 Days)

☀ Day 1

 Big Alphabets: A–E (3 lines each)


 Phonics: a sound (apple, ant)


 Draw apple + write “a for apple”

---

☀ Day 2

 Big Alphabets: F–J


 Phonics: b sound (ball, bat)

 Write: ball, bat (2 times)

---

☀ Day 3


 Big Alphabets: K–O

 Phonics: c sound (cat, cup)


 Draw cat

---


☀ Day 4


 Big Alphabets: P–T

 Small Alphabets: a–e


 Write small letters 2 lines

---


 Day 5

 Big Alphabets: U–Z


 Small Alphabets: f–j


 Phonics: d sound (dog, duck)

---


 Day 6

 Small Alphabets: k–o


 Cursive small: a–e

 Words: cat, dog

---

 Day 7

 Small Alphabets: p–t

 Cursive small: f–j

 Phonics: e sound (egg, elephant)

---

☀️ Day 8

🔠 Small Alphabets: u–z

🖋️ Cursive small: k–o

🖍️ Words: pen, sun

--

☀️ Day 9

🖋️ Cursive Capital: A–E

🔊 Phonics: sh sound (ship, fish)

🎨 Draw fish

☀️ Day 10

🖋️ Cursive Capital: F–J

🔊 Phonics: ch sound (chair, chip)

🖍️ Write: chair, chip

**HOLIDAYS HOME WORK**  
**(08/05/2026 TO 16/06/2026)**

**CLASS 2**

**(NOTE :- MAKE 3-1 NOTEBOOK FOR HOLIDAYS HOMEWORK)**

**SUBJECT :- ENGLISH**

**LESSON 1: MY BICYCLE**

**LESSON 2: PICTURE READING**

**LESSON 3: WELCOME TO MY WORLD**

**LESSON 4: SEEING WITHOUT SEEING**

**INSTRUCTIONS**

*DO YOUR WORK NEATLY.*

*USE COLOURS AND DRAWINGS.*

*WRITE IN GOOD HANDWRITING.*

**PRACTICE SPEAKING ENGLISH**

**DAY – 1**

**(MY BICYCLE)**

**DRAW AND COLOUR A BICYCLE.**

**LABEL ITS PARTS (WHEEL, HANDLE, SEAT, PEDAL, BELL).**

**DAY – 2**

**WRITE NAMES OF 5 GAMES YOU PLAY.**

**DRAW OR PASTE PICTURES OF GAMES.**

**DAY – 3**

**DRAW AND COLOUR:**

**HELMET**

**TRAFFIC LIGHT**

**WHEEL CHAIR**

**CAR**

**DAY – 4**

**(WELCOME TO MY WORLD)**

**WRITE NAMES OF 5 ANIMALS AND 5 BIRDS.**

**DAY – 5**

**WRITE 5 SENTENCES ABOUT YOUR FAVOURITE ANIMAL.**

**DRAW AND COLOUR IT.**

**DAY – 6**

**(SEEING WITHOUT SEEING)**

**WRITE NAMES OF 5 THINGS YOU CAN FEEL OR HEAR.**

**DAY – 7**

**DRAW AND LABEL BODY PARTS (EYES, EARS, NOSE, HANDS).**

**DAY – 8**

**(USE OF A / AN)**

**FILL IN THE BLANKS:**

\_\_\_ APPLE

\_\_\_ BOY

\_\_\_ ELEPHANT

\_\_\_ CAT

\_\_\_ UMBRELLA

\_\_\_ ORANGE

\_\_\_ DOG

\_\_\_ INKPOT

\_\_\_ HEN

\_\_\_ AEROPLANE

**WRITE DAYS OF THE WEEK.**

**DAY – 9**

**WRITE MONTHS OF THE YEAR.**

☞ DRAW ANY SCENE (PARK/PLAYGROUND) AND WRITE 2 SENTENCES.

DAY – 10

WRITE THE NAMES OF TRANSPORT:

WATER (3)

LAND (3)

AIR (3)

DRAW OR PASTE PICTURES OF DIFFERENT TRANSPORT.

SUBJECT :- HINDI

दिन 1

पठन कौशल

☞ अपनी हिंदी पाठ्यपुस्तक से प्रतिदिन एक पृष्ठ पढ़ें।

दिन 2

वाक्य लेखन

☞ सूरज पर 5 वाक्य लिखें :

दिन 3

विलोम शब्द लिखें

- बड़ा - \_\_\_\_\_
- दिन - \_\_\_\_\_
- सुख - \_\_\_\_\_
- ऊपर - \_\_\_\_\_
- अच्छा - \_\_\_\_\_

दिन 4

तुकांत शब्द लिखें

- घर - \_\_\_\_\_
- राम - \_\_\_\_\_
- खेल - \_\_\_\_\_
- फूल - \_\_\_\_\_
- गाना - \_\_\_\_\_

दिन 5

चित्र बनाएं और नाम लिखें

कोई भी एक फल

कोई भी एक जानवर

कोई भी एक शरीर के अंग

दिन 6

दिखाओ और बताओ

कोई भी एक खिलौना, किताब या फल चुनें

(इसके बारे में 4-5 पंक्तियाँ बोलिए)

दिन 7

उचित हावभाव के साथ कोई भी दो हिंदी कविताएँ सीखें

दिन 8

10 नए शब्द सीखें और लिखें

(उदाहरण:-

अच्छा - GOOD

तेज - FAST

दोस्त - FRIEND)

दिन 9

लिंग बदलें लिखें

शेर →

बकरा →

घोड़ा →

दादा →

नाना →

मोर →

राजा →

लडका →

दिन 10

एकवचन बहुवचन लिखे

कमरा -

दरवाजा -

चिड़िया -

रोटी -

टोपी -

नदी -

कुर्सी -

SUBJECT :- MATHEMATICS

DAY 1

**• WRITE NUMBERS FROM 1 TO 10**

**DAY 2**

**• WRITE NUMBER NAMES FROM 1 TO 50.**

**DAY 3**

**• SOLVE 10 ADDITION SUMS**

**DAY 4**

**• SOLVE 10 SUBTRACTION SUMS**

**DAY 5**

**• WRITE AND LEARN TABLES FROM 2 TO 5.**

**DAY 6**

**• DRAW AND NAME SHAPES: CIRCLE, SQUARE, TRIANGLE, RECTANGLE**

**• MAKE A PICTURE USING SHAPES ONLY AND COLOUR IT.**

**DAY 7**

**• COMPLETE PATTERNS:**



**• CREATE YOUR OWN ANY 5 PATTERNS.**

**DAY 8**

**• SOLVE WORD PROBLEMS:**

1. **SIMI HAD 5 APPLES AND RIMI HAD 3 APPLES. HOW MANY TOTAL APPLES DO THEY HAVE?**
2. **RAJAT HAD 10 BALLS BUT HE GAVE 4 BALLS TO HIS FRIEND. HOW MANY BALLS DOES HE HAVE NOW?**

**DAY 9**

**• COMPARE NUMBERS USING >, <, =**

23    32

123    352

45    45

256    250

67    56

560    560

85    85

98    120

90    100

35    350

**DAY 10**

**• ACTIVITY: GO TO A NEARBY SHOP WITH YOUR PARENTS. BUY SOMETHING SMALL. COUNT THE MONEY AND GIVE IT TO THE SHOPKEEPER BY YOURSELF. THEN COUNT THE MONEY YOU GET BACK AND CHECK IF IT IS CORRECT.**

## SUMMER VACATION HOLIDAY HOME WORK

Class -3

ग्रीष्मकालीन अवकाश गृहकार्य

हिंदी

पाठ 3 से 6 तक

पाठ: \* कितने पैर?

\* बया हमारी चिड़िया रानी!

\* आम का पेड़

\* बीरबल की खिचड़ी

निर्देश

\* कार्य साफ-सुथरा और रचनात्मक करें।

\* रंगों, चित्रों और सजावट का प्रयोग करें।

दिवस - 1

\* अपने आसपास दिखने वाले 5 जीवों के नाम लिखिए और बताइए उनके कितने पैर होते हैं।

\* चित्र भी बनाइए।

दिवस - 2

\* पत्तों, दालों या रंगीन कागज़ से किसी पक्षी या जानवर की आकृति बनाइए।

दिवस - 3

\* अपने आस पास पाए जाने वाले 5 पक्षियों के नाम लिखिए।

दिवस - 4

\* पक्षियों के लिए पानी का बर्तन रखिए।

\* अपने मनपसंद पक्षी का चित्र बनाकर उस के विषय में 5 वाक्य लिखिए।

दिवस - 5

\* अपने मनपसंद फल का चित्र बनाइए और उसके बारे में 5 वाक्य लिखिए।

दिवस - 6

\* कोई एक बीज बोइए और उसकी देखभाल कीजिए।

उसका छोटा चित्र बनाकर तारीख लिखिए।

दिवस - 7

\* 'बीरबल की खिचड़ी' कहानी का अपना पसंदीदा दृश्य चित्रित कीजिए।

उससे मिलने वाली सीख लिखिए।

दिवस - 8

\* घर के बड़े सदस्य से कोई मजेदार कहानी सुनिए और उसका शीर्षक व सीख लिखिए।

दिवस - 9

\* "यदि मैं एक पक्षी होता/होती..." विषय पर 6-7 पंक्तियाँ लिखिए।

दिवस - 10

\* किसी एक कविता का भावपूर्ण वाचन कीजिए तथा उसे याद करिए।

अपनी गृहकार्य की कॉपी को सुंदर बनाइए और सजाइए।

रोज़ एक पाठ पढ़िए।

प्रतिदिन एक पौधे को पानी दीजिए।

घर के कार्यों में अपने माता पिता की सहायता करिए।

## ENGLISH

Week 1: About My Family

- Draw your family tree and paste photos or draw pictures.

- Write 5 sentences about your family.

Week 2: About Colours

- Draw a rainbow and label colours.

- Write 2 sentences for each colour.

- Find 5 coloured objects at home and write their names.

### Week 3: Action Words

- Write 10 action words and paste picture.

### Week 4: Naming Words

- List 5 people, places, animals, and things.
- Draw and label 5 nouns.

### Week 5: Comprehension

Passage: Riya has a pet dog named Bruno. He likes to play with a ball. She walks him every evening.

Questions:

1. Name of the dog?
2. What does Bruno like?
3. When does Riya walk him?

### Week 6: Pictorial Story

- Draw 4–5 pictures and write 1–2 sentences for each.

### Week 7: Word Building & Fun

- Make new words from SUN, BAT etc.
- Write about your favourite game.
- Draw an indigenous toy and write about it.
- Draw your favourite animal and describe it.

Instructions:

- Keep work neat and colourful.
- Do work independently.

## **Mathematics**

Lesson 1: What's in a Name?

Lesson 2: Toy Joy

Lesson 3: Double Century

Instructions

- \* Do all work neatly in your notebook.
- \* Use colours, drawings and creativity.

\* Draw neat and labelled diagrams.

Day – 1

(What's in a Name)

\* Write names of 5 family members.

\* Count and write number of letters in each name.

Day – 2

\* Write numbers from 1 to 100.

\* Circle the smallest and largest number.

Day – 3

(Toy Joy)

\* Write names of 5 toys and their numbers. (Example 2 cars, 3 dolls) Draw any one toy and colour it.

Day – 4

\* Write any 5 two-digit numbers.

\* Arrange them in ascending and descending order.

Day – 5

(Double Century)

\* Write numbers from 100 to 150.

\* Separate even and odd numbers.

Day – 6

\* Write any 5 three-digit numbers.

Show their place value.

Day – 7

\* Draw a Tower using blocks (different shapes).

\* Write how many blocks you used.

Day – 8

\* Draw a Dice (Cube) and write numbers on its faces (1–6).

\* Draw and colour these shapes:

Cube

Cuboid

Cylinder

Day – 9

\* Write Number Names from 101 to 200.

\* Learn tables from 2 to 20

Day – 10

Activity:

\* Make a Snake and Ladder game using numbers up to 100.

\* Draw a grid (1 to 100)

Add snakes and ladders.

Colour it nicely.

## **TWAU**

Day 1

Observe and Write

Write 5 things seen at home.

Write 5 things seen outside.

Day 2

Make two lists:

Clean Places (Any 2):

Dirty Places(Any 2):

Write 3 ways to keep surroundings clean.

Day 3

Observe a plant for 3–5 days.

Write about growth or changes.

Write watering details.

Day 4

List 5 domestic animals.

List 5 wild animals.

Make a face mask of any one domestic animal and one wild animal.

Day 5

Write 3 ways to save water.

Draw a picture and write a slogan related to it. (Do it on A4 size paper)

Day 6

Make a chart of:

Breakfast

Lunch

Dinner

(Include healthy food only)

Day 7

Draw 3 examples for each of the following

Land transport

Water transport

Air transport

Make a picture of your favourite means of transport on A4 size paper.

Day 8

Write 3 good habits at:

Home

School

Day 9

Show your creativity

Make any item using ice cream sticks or newspapers/ used empty boxes of shoes etc. (example:- small house, flower pot, boat etc.)

Day 10

Read and learn chapter 1(Family and Friends)

& Read Chapter 2 (Going to Mela)

**PM SHRI KENDRIYA VIDYALAYA BSF JALALABAD**

**SUMMER VACATIONS HOMEWORK**

**DAYS 1 TO 10: ENGLISH**

Note: Read 1 page daily and talk in English language with any one of your family for atleast 1 hour (No other language to be used in that one hour).

Day 1: Read a story and write the main idea + 5 new words with meanings.

Day 2: Write 2 sentences about your story and write any 5 verbs (action words) from the story.

Day 3: Write 10 sentences on "If I Could Fly Like a Bird".

Day 4: Write 10–12 lines on 'My Dream World'.

Day 5: write 5 sentences in present tense and convert it into past tense.

Day 6: Write 5 sentence in Present tense and convert it into future tense.

Day 7: Choose any 10 words from your English book and write its synonyms and antonyms.

Day 8: Make a beautiful and big chart on any English grammar topic of your choice. (Font should be big and clear)

Day 9: Recite and learn any 2 poems from your English book.

Day 10: learn or Make any story in English language. (Present it to the class on the first day after vacations).

**DAYS 11 TO 20: HINDI (हिंदी)**

नोट: प्रतिदिन 1 पृष्ठ पढ़ें और दैनिक लेखन करें।

दिन 11: संज्ञा की परिभाषा लिखिए तथा उसके पाँच उदाहरण दीजिए।

दिन 12: क्रिया की परिभाषा लिखिए तथा उसके पाँच उदाहरण दीजिए।

दिन 13: "मेरा विद्यालय" विषय पर पाँच पंक्तियाँ लिखिए।

दिन 14: "मेरा मित्र" विषय पर पाँच पंक्तियाँ लिखिए।

दिन 15: "मेरी छुट्टियाँ" विषय पर पाँच पंक्तियों में लिखिए।

दिन 16: अपने चाचा जी को पत्र लिखिए, जिसमें अपनी गर्मियों की छुट्टियों के बारे में बताइए कि आप कहाँ घूमने गए थे।

दिन 17: पाठ 1 से 5 तक के पर्यायवाची शब्द खोजकर लिखिए।

दिन 18: "पानी बचाओ" विषय पर एक पोस्टर बनाइए।

दिन 19: अपनी पुस्तक में से कोई एक कविता याद कीजिए।

दिन 20: पाठ 1 से 5 तक के कठिन शब्दों के अर्थ लिखिए।

## DAYS 21 TO 30: MATHEMATICS

Day 21: Activity: Look at buildings or interesting monuments around you or in pictures. Identify and list the different parts of a building (like the roof, pillars, or base) and write down which mathematical shapes they resemble.

Day 22: Activity: Revise the difference between a prism and a pyramid. Draw one triangular prism and one triangular pyramid.

Day 23: Activity: Find boxes or items of different shapes at home. Count and record their faces, Edges and Vertices. (Try to see if you can find a relationship between these numbers, such as calculating faces plus corners minus edges.)

Day 24: Activity: Make Nets of different shapes like Cuboid, Cube, Cone, Cylinder, sphere using cardboard. And label them.

Day 25: Activity: Place an object (like a die or a toy car) on a table. Draw the object from two different points of view: the Top View (looking straight down) and the Front View (looking straight at it).

Day 26: Activity: Use two straws or sticks to create different types of angles and Paste it on an A4 size sheet. Also label them.

Day 27: Activity: Take a plain piece of paper and fold it twice to create a perfect corner. This is your Right Angle Checker. Use it to find three things in your house that have a right angle (like the corner of a book or a window) and list them.

Day 28: Activity: Make any 5 circles of different size, Mark and calculate the radius and diameter of all circles.

Day 29: Activity: Make any 5 Patterns strip.

Day 30: Building Models

Activity: Collect different boxes, bottles, or wooden blocks. Use these materials to build a model of a famous monument, like the Qutub Minar or India Gate or any other monuments. Identify which 3D shapes you used for the different parts of the model.

## DAYS 31 TO 40: THE WORLD AROUND US

Day 31

Observe and Write

- Write 5 Public places in your neighbourhood
- Occasions when we eat together with a large group



Day 32

Make two lists:

a) Clean Places (Any 2):

b). Dirty Places(Any 2):

Write 3 ways to keep surroundings clean.

Day 33

Observe a plant for 3–5 days.

Write about growth or changes.

Write watering details.

Day 34

Identify these animals that live in group/colonies.



Why do you think they live together? Give two reasons.

Make a face mask of your favourite animal or bird and colour it.


Day 35

Make a small poster on Van Mahotsav.

Also write a slogan related to it. (Do it on A4 size paper)

Day 36

Consider these two situations. You have to clean the house when




Which situation is favourable for you ? Why ? Write 1-2 lines about it.

Day 37

Digital Literacy

Can you identify the logos of latest apps ? Search about them, Draw in your notebooks and write their names.



Day 38

Find out the full forms of :-

ISD :	STD :
ATM :	FAX :
GST :	PIN :
SMS :	DOB :
MRP :	OPD :

Day 39

Show your creativity

Make any item using ice cream sticks or newspapers/ used empty bottles, empty boxes of shoes etc. (example:- small house, flower pot, boat etc.)

Day 40

Read and learn chapter 1(Living Together)

& Read Chapter 2 (Exploring our neighbourhood)

**Computer** - Draw and label Input and Output devices of a computer. (On a chart paper).

**Art and Music** - Make any 1 painting of your choice on an A4 size sheet.

**Yoga** - Daily practice meditation for 15 minutes.

Daily practice any two yoga asan at home.



**PM SHRI KENDRIYA VIDYALAYA B.S.F JALALABAD**

**SESSION 2026-27**

**SUMMER VACATION (08 May 2026 – 16 June 2026)**

**Holiday's Homework**

**ग्रीष्मकालीन अवकाश गृहकार्य**

(NOTE :- MAKE 3-1 NOTEBOOK FOR HOLIDAYS HOMEWORK)

**Subject: English**

Lessons:

Gone with the Scooter

The Rainbow

The Wise Parrot

The Frog

What a Tank!

Joyful Learning Plan

Day 1

Read Gone with the Scooter.

Draw your dream scooter and give it a funny name.

Write 5 sentences about where you would go on it.

Day 2

Imagine you are going on a scooter trip with your father.

Make a small "Travel Record" including:

Place you will visit

Things you will carry

Food you will eat

Fun activities you will do

Day 3

Read The Rainbow.

Make a rainbow using:

Crayons

Paper strips

Flower petals OR

Waste materials

Write the 7 colours in beautiful handwriting.

Day 4

Observe the sky in morning/evening.

Draw what you see and write:

Colour of sky

Clouds/weather

Your feelings

Day 5

Read “The Wise Parrot”

Make a paper parrot puppet or mask.

Write 5 lines about “Parrot”.

Day 6

Find and write:

5 action words

5 naming words

5 describing words

From any of the lessons.

Day 7 – The Frog

Read the poem “The Frog”.

Draw a pond scene with frogs, lotus, fish etc.

Write 5 lines about it.

Day 8

Recite any one poem from the lessons with expression in front of family members and learn it.

Day 9

Make a poster on: “Save Water, Save Life”

“Good Habits”

Write slogans also.

Day 10

Write 20 new words with their meanings.

Decorate your holiday homework creatively.

Read a paragraph in English every day.

Bonus Fun Activities

Watch birds/ plants/trees/insects etc. in nature.

Help parents in one household task every day.

विषय: हिन्दी

पाठ 2 से 6 तक

पठन अभ्यास करें

निर्देश

कार्य साफ-सुथरा और रचनात्मक करें।

रंगों, चित्रों और सजावट का प्रयोग करें।

दिवस - 1

अपने आसपास होने वाली किसी एक घटना के बारे में लिखिए जहाँ न्याय हुआ हो। (5-6 पंक्तियाँ)

दिवस - 2

“न्याय की कुर्सी” पाठ से मिलने वाली सीख लिखिए।

उससे संबंधित एक चित्र बनाइए।

दिवस - 3

“चाँद का कुर्ता” पाठ के आधार पर अपने आस-पास दिखने वाली 5 प्राकृतिक वस्तुओं के नाम लिखिए।

दिवस - 4

अपने मन से चाँद का सुंदर चित्र बनाइए और

“यदि मैं चाँद होता/होती...” विषय पर 6-7 पंक्तियाँ लिखिए।

दिवस - 5

अपने घर या आसपास मनाए जाने वाले किसी त्योहार का नाम लिखिए इस त्योहार का चित्र भी बनाइये और उसके बारे में 5 वाक्य लिखिए।

दिवस - 6

घर के बड़े सदस्य से कोई कहानी सुनिए। उसका शीर्षक और 5-6 वाक्यों में सार लिखिए।

दिवस - 7 (व्याकरण - संज्ञा, सर्वनाम)

संज्ञा के 5 उदाहरण लिखिए।

सर्वनाम के 5 उदाहरण लिखिए।

संज्ञा और सर्वनाम से 5-5 वाक्य बनाइए।

दिवस - 8 (व्याकरण - विशेषण)

विशेषण के 5 उदाहरण लिखिए। 5 वाक्य बनाइए जिनमें विशेषण का प्रयोग हो।

दिवस - 9

“यदि मैं एक चित्रकार होता/होती...” विषय पर 6-7 पंक्तियाँ लिखिए।

दिवस - 10

किसी एक कविता का भावपूर्ण वाचन कीजिए और उसे याद करिए।

अपनी गृहकार्य कॉपी को सुंदर बनाइए और सजाइए।

## **Subject: Maths**

Day 1 Fill in the blanks by continuing the pattern

a. 456 , 567, 678 , \_\_\_\_\_, \_\_\_\_\_, \_\_\_\_\_, \_\_\_\_\_

B . 10,105 , 10,125 , 10, 135 , 10,145, \_\_\_\_\_, \_\_\_\_\_, \_\_\_\_\_, \_\_\_\_\_

c. 10992 , 10993, 10,994 , \_\_\_\_\_, \_\_\_\_\_, \_\_\_\_\_, \_\_\_\_\_, \_\_\_\_\_, \_\_\_\_\_

d. 82,350 , 83350 , 8435, \_\_\_\_\_, \_\_\_\_\_, \_\_\_\_\_, \_\_\_\_\_, \_\_\_\_\_, \_\_\_\_\_, \_\_\_\_\_

Day 2. Write the number name

a. 8045

b. 7, 209

C. 10, 599

D . 10, 743

Day 3. Write the question

a. Vijay rounded off number to the nearest 100. Summer rounded the same number to the nearest 1000. Both get the same result circle the number they might have used.

7, 126 7 ,835 7, 030 6,999

b. Think and write two numbers that have the same-

(a) Nearest ten.

(b) Nearest hundred.

© Nearest thousand.

c. Think and write the numbers that have the same-

(a) Nearest ten and nearest hundred.

(b) Nearest hundred and nearest thousand.

© Nearest ten, hundred and thousand.

Day 4 . Let us do ( book page no. 10 )

A cyclist can cover 15 km in one hour. How much distance will she cover in 4 hours, if she maintains the same speed?

2. A school has 461 girls and 439 boys. How many vehicles are needed for all of them to go on a trip using the following modes of travel? The numbers in the bracket indicates the number of people that can travel in one vehicle.

(a) Bicycle (2).      (b) Autorickshaw (3).      (c) Car (4)

(d) Big car (6).      € Tempo traveller (10).      (f) Boat (20)

(g) Minibus (25).      (h) Aeroplane (180)

Day 5 . Fill the blanks with the correct answer .

a.  $983 = 90 \text{ tens} + 83 \text{ ones}$

b.  $68 = \underline{\hspace{2cm}} \text{ tens} + 18 \text{ ones}$

c.  $607 = 4 \text{ Hundreds} + \underline{\hspace{2cm}} \text{ Ones}$

(d)  $5,621 = 4 \text{ Thousand} + \underline{\hspace{2cm}} \text{ Hundreds} + 2 \text{ Tens} + \underline{\hspace{2cm}} \text{ Ones}$

€  $7,069 = \underline{\hspace{2cm}} \text{ Thousand} 20 \text{ Hundreds} + \underline{\hspace{2cm}} \text{ Ones}$

(f)  $37,608 = \underline{\hspace{2cm}} \text{ Ten Thousand} + 17 \text{ Thousand} + \underline{\hspace{2cm}} \text{ Hundreds} + 8 \text{ Ones}$

(g)  $43,001 = 3 \text{ Ten Thousand} + \underline{\hspace{2cm}} \text{ Thousand} + \underline{\hspace{2cm}} \text{ Hundreds} 1 \text{ Ones}$

2. . Fill in the blanks with the correct answers.

(a) How many notes of ₹10 are there in 27,9347 \_\_\_\_\_

(b) How many notes of 100 are there in 27,9347 \_\_\_\_\_

© How many thousands are there in 7,934? \_\_\_\_\_

(d) How many ₹500 notes are there in 27,9347 \_\_\_\_\_

€ How many notes of 10 are there in 265,3427 \_\_\_\_\_

(f) How many notes of 100 are there in ₹65,3427 \_\_\_\_\_

(g) How many thousands are there in 65,3427 \_\_\_\_\_

(h) How many ₹500 notes are there in ₹65,3427\_\_\_\_\_

Day 6. Learn table 2 to 25 and do in your note book

Day 7 . Division sum

- a.  $9 \div 6480$ .      B.  $5 \div 6748$ .      C.  $9 \div 6627$ .      D.  $6 \div 240$

Day 8 . Write the following numbers in expanded form .

- a. 788.      B. 8,062      c. 10,304      d. 70,405

Day 9 Define the following

- a. Natural number      e. Fraction  
b. Whole number      f. Equivalent fraction  
c. Odd number  
d. Even number

Day 10 . Chapter 2 fraction do in your note book make.

## Subject: TWAU

### SECTION A – THE WORLD AROUND ME

#### 1. My Surroundings Study

Write 5 Natural things: \_\_\_\_\_

Write 5 Man-made things: \_\_\_\_\_

Draw your surroundings.

#### 2. Cleanliness Survey

Clean places: \_\_\_\_\_

Unclean places: \_\_\_\_\_

Write 5 ways to keep your area clean.

## SECTION B – PLANTS & ANIMALS

### 3. Plant Observation

Growth changes: \_\_\_\_\_

Watering details: \_\_\_\_\_

Sunlight exposure: \_\_\_\_\_

### 4. Animal Classification

5 Herbivores: \_\_\_\_\_

5 Carnivores: \_\_\_\_\_

5 Omnivores: \_\_\_\_\_

## SECTION C – WATER & RESOURCES

### 5. Water Conservation

Write 6–8 ways to save water.

### 6. Resources Around Us

Water, Electricity, Fuel – Write their importance.

## SECTION D – COMMUNITY & TRANSPORT

### 7. Transport Study

Draw Land, Water, and Air transport.

### 8. My Neighbourhood Map

Draw school, house, and market.

## SECTION E – THINKING & AWARENESS

### 9. Good Habits

Write 6 good habits for home and school.

### 10. Safety Rules

Write safety rules for road and home.

## SECTION F – ACTIVITY / PROJECT

### 11. EVS Scrapbook

Include Plants, Animals, Resources, Transport.

### 12. Poster Making

Topic: Save Environment / Save Water

## BONUS ACTIVITIES

Nature walk, grow a plant, help parents, make bird feeder.