



तत् सर्वं पूषन अपावृणु

केन्द्रीय विद्यालय संगठन

KENDRIYA VIDYALAYA SINGRAULI

HOLIDAY HOMEWORK

PRIMARY CLASSES 1 TO 5

"Holiday homework is a wonderful way to use time creatively, learn happily and grow every day."

Remember:

- Be Creative
- Be Curious
- Be Confident
- Do your best!

CLASS

1

HOLIDAY HOMEWORK

Grade: Class 1 | Session: 2026-27

Section 1: English

1. Alphabet & Handwriting

- Write Capital Letters (A-Z) and Small Letters (a-z) twice in your notebook.
- Write one page of handwriting daily to improve your cursive/print style.

2. Vocabulary Building

- Learn the spellings of any 10 animals and 10 birds.
- Find 5 words starting with each vowel: **A, E, I, O, U**.

3. Creative Corner

Paste your family photograph on an A4 sheet and write three simple sentences about your family.

Section 2: Hindi (हिंदी)

1. स्वर और व्यंजन (Vowels & Consonants)

- स्वर (अ से अः) और व्यंजन (क से ज्ञ) को अपनी कॉपी में 3 बार सुंदर अक्षरों में लिखें।

2. शब्द ज्ञान

- दो अक्षर वाले 10 शब्द (जैसे: घर, फल, नल) लिखें और याद करें।
- तीन अक्षर वाले 10 शब्द (जैसे: कमल, मटर, बटन) लिखें और याद करें।

3. कविता और चित्र

अपनी मनपसंद कोई एक कविता याद करें और उससे संबंधित एक सुंदर चित्र बनाकर रंग भरें।

Section 3: Mathematics

1. Number Work

- Write numbers from 1 to 100 in your notebook.
- Learn and write Number Names from 1 to 20 (e.g., 1 - One, 2 - Two...).

2. Shapes and Colors

Identify and draw the following shapes and color them as mentioned:

Shape Name	Draw Here	Color to use
Circle	○	Red
Square	□	Blue
Triangle	△	Green

3. Mental Math

- Practice simple addition (up to 10) using your fingers or objects at home.
- Write "What comes before and after" for numbers: 12, 19, 25, 38, 44.

Message for Parents:

Help your child complete these tasks in a creative and fun way. Spend some quality time reading stories or playing educational games with them during the holidays!

CLASS

2A

कक्षा 2

हिंदी

ग्रीष्मकालीन अवकाश गृहकार्य

मई - जून 2026

पढ़ो हिंदी,
समझो हिंदी,
बोलो हिंदी,
बढ़ो हिंदी!

खंड A - पठन कौशल

1. रोज पढ़ें

- रोज 5-6 पंक्तियों पढ़ें।
- कहानी की किताब का उपयोग करें।

ध्यान दें:

- ☆ शुद्ध उच्चारण
- ☆ सही गति



2. चित्र देखकर लिखें

- किसी चित्र को देखकर लिखें:
 - ☆ क्या दिख रहा है
 - ☆ क्या हो रहा है
- 3-4 सरल वाक्य लिखें।



खंड B - लेखन कौशल

3. वाक्य लेखन

- रोज 5 वाक्य लिखें।

उदाहरण:

- ☆ सुरज चमक रहा है।
- ☆ मुझे आम पसंद है।



4. मेरा प्रिय (अनुच्छेद)

- किसी एक विषय पर 5-6 पंक्तियों लिखें:
 - ☆ मेरा प्रिय खिलौना
 - ☆ मेरा सबसे अच्छा मित्र
 - ☆ मेरा पसंदीदा फल
- चित्र भी बनाएं।



5. विलोम और तुकांत शब्द

- लिखें:
 - ☆ 10 विलोम शब्द (बड़ा-छोटा)
 - ☆ 10 तुकांत शब्द (कल-फल)



खंड C - रचनात्मक गतिविधियाँ

6. चित्र बनाओ और नाम लिखो

- चित्र बनाएं और नाम लिखें:



फल



जानवर



शरीर के अंग

7. कहानी बनाओ

- 4-5 पंक्तियों की छोटी कहानी लिखें।
- शामिल करें:
 - ☆ पात्र
 - ☆ सरल वाक्य



खंड D - बोलने का अभ्यास

8. दिखाओ और बताओ

- कोई वस्तु चुनें:
 - ☆ खिलौना / किताब / फल
- उसके बारे में 4-5 वाक्य बोलें।



9. कविता अभ्यास

- 2 हिंदी कविताएं याद करें।
- हाव-भाव के साथ बोलें।



खंड E - शब्द भंडार

10. नए शब्द

- 20 नए शब्द सीखें।
- उनके अर्थ लिखें या वाक्य बनाएं।

- ☆ अच्छा - good
- ☆ तेज - fast
- ☆ मित्र - friend
- ☆ सुंदर - beautiful



खंड F - अच्छे आदतें

11. अच्छी आदतों का पोस्टर

- पोस्टर बनाएं:



धन्यवाद कहना



सफाई रखना



दूसरों की मदद करना



प्रस्तुति निर्देश



साफ-सुथरी कौपी बनाएं।



रंग और चित्र का प्रयोग करें।



रोज़ अभ्यास करें।



घुट्टियों के बाद जमा करें।

आओ इस गर्मी को बनाएं
सीखने और मस्ती भरा समय!
खुश रहो, सीखते रहो! 😊



CLASS 2

MATHEMATICS

SUMMER HOLIDAY HOMEWORK

MAY - JUNE 2026

Let's Learn, Practice and Grow!

SECTION A - NUMBER PRACTICE

1. Number Writing

- Write numbers:
1 to 100
100 to 1
- Practice daily.



2. Number Names

- Write number names:
1 - 50
- Example:
25 → Twenty Five



SECTION C - SHAPES & PATTERNS

6. Shape Drawing

- Draw and name:



7. Pattern Making

- Complete patterns:



- Create your own patterns.

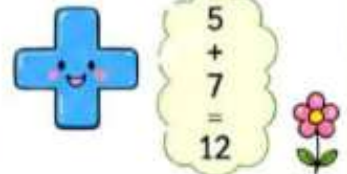


SECTION B - BASIC OPERATIONS

3. Addition Practice

- Solve 10 addition sums daily.

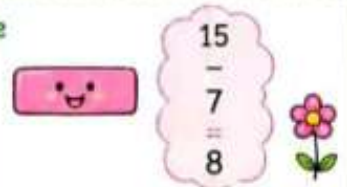
Example:
 $12 + 5 = \underline{\quad}$



4. Subtraction Practice

- Solve 10 subtraction sums daily.

Example:
 $15 - 7 = \underline{\quad}$



5. Missing Numbers

- Fill in the blanks.

10, , 12, , 14, , 16



SECTION D - THINKING SKILLS

8. Word Problems

- Solve simple problems:

☆ I have 5 apples.
I get 3 more.
How many in all?



☆ There are 10 balls.
4 are lost.
How many are left?



9. Bigger & Smaller

- Compare numbers using $>$, $<$ or $=$.

23 32 45 45 67 56





CLASS - II A

Read, Write,
Learn & Grow!



SUMMER HOLIDAY HOMEWORK



SECTION A - READING SKILLS

1. Daily Reading

- Read aloud 5-6 lines daily from your book.
- Focus on:
 - ★ Pronunciation
 - ★ Fluency
- Try to read aloud.



2. Reading Video

- Send a video of your daily reading in the class group.

SECTION B - WRITING SKILLS

3. Daily Writing

- Write 1 page daily in your notebook.
- Use a separate notebook for this.
- Practise phonic words.

4. Simple Sentences

- Write 2 sentences daily using simple words.
- *Examples:
 - ★ I have a ball 
 - ★ The sun is bright.

SECTION C - SPEAKING SKILLS

5. Poem Recitation

- Learn and recite 5 poems from your book.



6. Vocabulary Fun

- Learn:
 - ★ Myself
 - ★ 5 fruit names
 - ★ 5 vegetable names
 - ★ 5 animal names
 - ★ 5 flower names
 - ★ 5 color names

Submit after holidays!

Thank You

Let's make this summer fun and fruitful!
Happy Learning!

CLASS

2B



CLASS 2

ENGLISH

SUMMER HOLIDAY HOMEWORK

MAY - JUNE 2026



SECTION A - READING SKILLS

1. Daily Reading

- Read 5-6 lines daily from a storybook.
- Try to read aloud.

Focus on:

- ☆ Pronunciation
- ☆ Fluency



2. Picture Reading

- Look at a picture and write:
 - ☆ What you see
 - ☆ What is happening
- Write 3-4 simple sentences.



SECTION B - WRITING SKILLS

3. Sentence Writing

- Write 5 sentences daily using simple words.

Example:

- ☆ The sun is bright.
- ☆ I have a red ball.



4. My Favourite (Paragraph)

- Write 5-6 lines on any one:
 - ☆ My Favourite Toy
 - ☆ My Best Friend
 - ☆ My Favourite Fruit
- Draw a picture.



5. Opposites & Rhyming Words

- Write:
 - ☆ 10 Opposites (big - small)
 - ☆ 10 Rhyming words (cat - bat)



SECTION C - CREATIVE ACTIVITIES

6. Draw & Label

- Draw and label:



Fruits



Animals



Body parts

7. Story Time

- Create a short story (4-5 lines).
- Use:
 - ☆ Characters
 - ☆ Simple sentences



SECTION D - SPEAKING SKILLS

8. Show and Tell

- Pick any object:
 - ☆ Toy / Book / Fruit
- Speak 4-5 lines about it.



9. Rhymes Practice

- Learn and recite 2 English rhymes.
- Use actions.



SECTION E - VOCABULARY

10. Word Bank

- Learn 20 new words.
- Write meanings or use in sentences.

- ☆ happy - feeling joy
- ☆ book - a set of pages
- ☆ jump - to leap



SECTION F - GOOD HABITS ACTIVITY

11. Good Habits Poster

- Make a poster showing:



Say Thank You



Keep surroundings clean



Help others

SUBMISSION GUIDELINES

Maintain a neat notebook or file.

Use colours and pictures.

Practice daily.

Submit after holidays.

Let's make this summer fun and fruitful!
Happy Learning!

HOLIDAY HOMEWORK

1) Write Numbers (Counting)

- 1 to 100
- 100 to 1

2) Write Number Names (Spelling)

- 1 – 50

Example: 43 → Forty Three

3) Solve Addition

1) $12 + 7$

2) $20 + 9$

3) $11 + 8$

4) $19 + 5$

5) $12 + 6$

6) $23 + 12$

7) $25 + 13$

8) $33 + 17$

9) $40 + 15$

10) $37 + 18$

4) Solve Subtraction

1) $7 - 3$

2) $9 - 5$

3) $17 - 5$

4) $24 - 12$

5) $28 - 16$

6) $19 - 12$

7) $16 - 10$

8) $22 - 16$

9) $35 - 16$

10) $20 - 17$

5) Arrange the numbers in ascending (increasing) order

1) 7, 15, 9, 23, 17, 40, 37

2) 13, 6, 19, 33, 29, 62, 48

6) Arrange the numbers in descending (decreasing) order

1) 14, 23, 6, 8, 17, 50, 28

2) 17, 10, 14, 36, 54, 72, 80

SUMMER VACATION HOLIDAY HOMEWORK

CLASS 2 (HINDI)

1. अपने परिवार के सभी सदस्यों का चित्र बनाइए या चिपकाइए व उनसे अपना संबंध लिखिए और 2-3 वाक्य लिखिए।
2. पाठ्य पुस्तक सारंगी से कोई दो कविताएँ याद कीजिये और लिखिए।
3. हिन्दी वर्णमाला के अक्षरों से 3-3 शब्द बनाइए।
4. 1 से 20 तक गिनती हिंदी में लिखो।
5. प्रतिदिन एक पेज बोलकर पढ़े और लिखे।
6. कोई एक जानवर और फल का मुखोटा बनाए।
7. हिंदी की नैतिक कहानियाँ (शिक्षा देने वाली कहानी) पढ़े और कोई एक कहानी याद करें।
8. समान अर्थ वाले शब्दों का फ्लैश कार्ड बनाइए। (चित्र सहित)

CLASS

3A



CLASS 3

EVS

(THE WORLD AROUND US)

SUMMER HOLIDAY HOMEWORK

MAY - JUNE 2026

Observe,
Learn,
Care and
Grow!



SECTION A - MY SURROUNDINGS

1. Observe and Write

★ Write:

- ★ 5 things seen at home
- ★ 5 things seen outside



2. Cleanliness Activity

★ Make two lists:

CLEAN PLACES

- _____
- _____
- _____

DIRTY PLACES

- _____
- _____
- _____

★ Write 3 ways to keep surroundings clean.




SECTION B - PLANTS & ANIMALS

3. Plant Observation

★ Observe a plant for 3-5 days.

★ Write:

- Growth or changes
- Watering details



4. Animals Around Me

★ List:

- 5 domestic animals
- 5 wild animals

★ Write 1 line about each.



SECTION C - WATER & FOOD

5. Save Water

★ Write 5 ways to save water.

★ Draw a picture.



6. Healthy Food Chart

★ Make a chart of:

- ★ Breakfast
- ★ Lunch
- ★ Dinner

★ Include healthy food.

MEAL	HEALTHY FOOD
Breakfast	
Lunch	
Dinner	

SECTION D - TRANSPORT & COMMUNITY

7. Means of Transport

★ Draw and name:

- Land transport
- Water transport
- Air transport



8. My Neighbourhood

★ Write:

- Places near your home
- Their use



SECTION E - GOOD HABITS & SAFETY

9. Good Habits

★ Write 5 good habits at:

- ★ Home
- ★ School



10. Safety Rules

★ Write safety rules for:

- ★ Road
- ★ Home



SECTION F - ACTIVITY / PROJECT

11. EVS Scrapbook

★ Make a scrapbook with:

- Plants
- Animals
- Transport

★ Use pictures and drawings.



12. Daily Observation Diary

★ Write daily:

- ★ Weather
- ★ One new thing learned



SUBMISSION GUIDELINES

Maintain a neat and clean notebook

Use colours, drawings and charts.

Observe and write regularly.

Submit after holidays.

Let's explore the world around us and make it better every day!





CLASS 3

MATHEMATICS

SUMMER HOLIDAY HOMEWORK


MAY - JUNE 2026



SECTION A - NUMBER SENSE

1. Number Practice

- Write numbers:
 - ☆ 1 to 500
 - ☆ 500 to 1
- Practice daily.



2. Place Value

- Write place values of numbers.

H	T	O
3	4	5

↓ ↓ ↓

Example:

345 = 3 Hundreds, 4 Tens, 5 Ones

3. Number Names

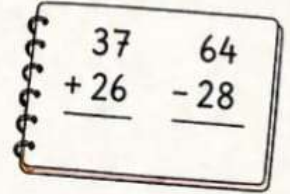
- Write number names:
 - ☆ 1 - 200



SECTION B - BASIC OPERATIONS

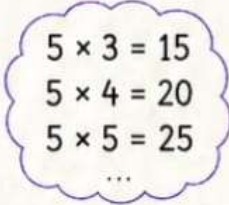
4. Addition & Subtraction

- Solve:
 - ☆ 10 addition sums daily.
 - ☆ 10 subtraction sums daily.



5. Multiplication Practice

- Learn tables: 2 to 10
- Write each table 2 times.

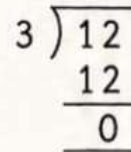


6. Division Basics

- Solve simple division sums.

Example:

$$12 \div 3 = \underline{\quad}$$



SECTION C - SHAPES & MEASUREMENT

7. Shapes Around Us

- Draw and identify:

2D Shapes



3D Shapes



8. Measurement Activity

- Measure objects using a scale (length).

Example:



Table length = cm



SECTION D - THINKING SKILLS

9. Word Problems

Solve daily life problems.

- ☆ A basket has 25 apples. 10 are eaten. How many are left?



- ☆ There are 4 bags with 5 chocolates each. How many chocolates in all?



10. Patterns

- Complete and create patterns.

Number Patterns

2, 4, 6, 8, ,

Shape Patterns



Create your own pattern.



SECTION E - REAL LIFE MATHS

11. My Mini Shop

- Create a shop at home.
- Use fake money.
- Practice:
 - ☆ Addition
 - ☆ Subtraction



12. Money Activity

- Write prices of items.



SECTION F - FUN & PROJECT

13. Maths Scrapbook

- Create a scrapbook with:
 - ☆ Shapes
 - ☆ Numbers
 - ☆ Tables
- Use pictures, charts and colours.

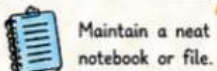


14. Maths Around Me

- Observe and write:
 - ☆ Number of doors
 - ☆ Number of windows
 - ☆ Number of chairs in your home.



SUBMISSION GUIDELINES



Maintain a neat notebook or file.



Use colours, drawings and charts.



Practice regularly.



Submit after the holidays.

Maths is Fun!
Keep Practicing and
Become a Maths Star!



CLASS 3

ENGLISH

SUMMER HOLIDAY HOMEWORK

MAY - JUNE 2026

Read,
Learn,
Write and
Grow!



SECTION A - READING SKILLS

1. Daily Reading

- Read 10-12 lines daily.
- Use storybooks or textbook.

Focus on:

- ★ Pronunciation
- ★ Fluency



2. Reading Comprehension

After reading, write:

- ★ Main idea
- ★ 3 new words with meanings



SECTION B - WRITING SKILLS

3. Sentence Writing

- Write 8-10 sentences daily.

Topics:

- ★ My School
- ★ My Family



4. Paragraph Writing

Write 8-10 lines on any one:

- ★ My Favourite Game
- ★ My Best Friend
- ★ My Summer Holidays



5. Grammar Practice

Write:

- ★ 10 Nouns
- ★ 10 Verbs
- ★ 10 Adjectives



Noun
Verb
Adjective

SECTION C - CREATIVE ACTIVITIES

6. Picture Story

- Look at the picture and write a short story (5-6 lines).

Include:

- ★ Characters
- ★ Place
- ★ Action



SECTION D - SPEAKING SKILLS

8. Show and Tell

- Pick any object.
- Speak 5-6 sentences about it.



9. Recitation

- Learn and recite 2 English poems.
- Use actions and expression.



SECTION E - VOCABULARY

10. Word Bank

- Learn 25 new words.
- Write meanings.



11. Opposites & Synonyms

Write:

- ★ 10 Opposites
- ★ 10 Synonyms



SECTION F - ACTIVITY / PROJECT

12. My Mini Dictionary

- Make a small dictionary.
- Arrange words A-Z.



13. Daily Reflection

Write daily:

- ★ Today's weather
- ★ One new thing learned



SUBMISSION GUIDELINES



Maintain a neat notebook or file.



Use colours, drawings and boxes.



Practice regularly.



Submit after the holidays.

English is Fun!
Keep Reading, Keep Learning
and Shine Bright!



कक्षा 3

हिन्दी

ग्रीष्मकालीन अवकाश गृहकार्य

मई - जून 2026

पढ़ो हिंदी,
समझो हिंदी,
बोलो हिंदी,
बनो सर्वश्रेष्ठ!



खंड A - पठन कौशल

1. दैनिक पठन

- रोज़ 10-12 पंक्तियाँ पढ़ें।
- कहानी की किताब/पाठ्यपुस्तक का उपयोग करें।

ध्यान दें:

- ★ शुद्ध उच्चारण
- ★ सही गति



2. पठन के बाद समझ

- पढ़े गए पाठ पर लिखें:
 - ★ मुख्य विचार
 - ★ 3 नए शब्द



खंड C - रचनात्मक गतिविधियाँ

6. चित्र देखकर कहानी

- चित्र देखकर 5-6 पंक्तियों की कहानी लिखें।



शामिल करें:

- ★ पात्र
- ★ स्थान
- ★ घटना

7. पोस्टर बनाओ

- विषय:
 - ★ स्वच्छता
 - ★ पर्यावरण बचाओ
 - रंगों का प्रयोग करें।

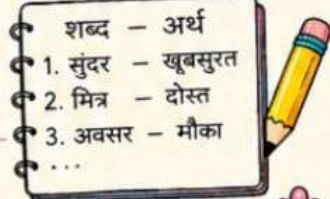
स्वच्छता अपनाएँ
स्वस्थ जीवन पाएँ



खंड E - शब्द भंडार

10. शब्द संग्रह

- 25 नए शब्द लिखें।
- उनके अर्थ लिखें।



11. विलोम / पर्यायवाची

- लिखें:
 - ★ 10 विलोम शब्द
 - ★ 10 पर्यायवाची शब्द



खंड B - लेखन कौशल

3. वाक्य लेखन

- रोज़ 8-10 वाक्य लिखें।
- विषय उदाहरण:
 - ★ मेरा विद्यालय
 - ★ मेरा परिवार



4. अनुच्छेद लेखन

- किसी एक विषय पर 8-10 पंक्तियाँ लिखें:
 - ★ मेरा प्रिय खेल
 - ★ मेरा पसंदीदा त्योहार
 - ★ मेरी छुट्टियाँ
 - चित्र भी बनाएं।



5. व्याकरण अभ्यास

- लिखें:
 - ★ 10 संज्ञा शब्द
 - ★ 10 क्रिया शब्द
 - ★ 10 विशेषण शब्द



खंड D - बोलने का अभ्यास

8. बोलो और सुनाओ

- किसी विषय पर 5-6 वाक्य बोलें:
 - ★ मेरा प्रिय मित्र
 - ★ मेरा घर



9. कविता पाठ


- 2 हिंदी कविताएँ याद करें।
- भाव के साथ सुनाएँ।



खंड F - गतिविधि / प्रोजेक्ट

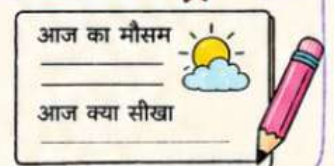
12. मेरा शब्दकोश

- एक छोटा शब्दकोश बनाएं।
- A-Z के अनुसार शब्द लिखें।



13. दैनिक अवलोकन

- रोज़ देखें और लिखें:
 - ★ आज का मौसम
 - ★ आज क्या सीखा



प्रस्तुति निर्देश



साफ-सुथरी
कॉपी बनाएं।



रंग, चित्र और
बॉक्स का
प्रयोग करें।



नियमित
अभ्यास करें।



छुट्टियों के बाद
जमा करें।

हिंदी है हमारी पहचान,
इसमें ही है हमारी शान!
अच्छा पढ़ें, अच्छा लिखें,
बनें एक महान!



CLASS

3B



कक्षा 3 – संगीत

अवकाश गृहकार्य



1 “वंदे मातरम्” गीत याद करें।



2 विद्यालय की प्रार्थना याद करें।



3 किसी भी दो वाद्य यंत्रों का चित्र बनाकर रंग भरें।



4 अपने पसंदीदा गीत के बारे में 5 पंक्तियाँ लिखें।



5 प्रतिदिन 10 मिनट “सा रे गा मा” का अभ्यास करें।



6 कोई कविता या गीत गाते हुए अपना छोटा-सा वीडियो बनाकर कक्षा समूह में साझा करें।



नोट:

सभी कार्य साफ-सुथरे तरीके से संगीत कॉपी/प्रोजेक्ट फाइल में करें।

- कोई 10 विलोम शब्द लिखिए।
- कोई 10 समानार्थी शब्द लिखिए।
- कोई 2 कविता या गीत हाव भाव सहित याद कीजिये।
- कहानियाँ पढ़िए और किसी एक कहानी का सारांश अपने शब्दों में लिखिए।
- दिनों और महीनों के नाम हिन्दी में लिखिए।



CLASS 3

EVS

(THE WORLD AROUND US)

SUMMER HOLIDAY HOMEWORK

MAY - JUNE 2026

Observe,
Learn,
Care and
Grow!



SECTION A - MY SURROUNDINGS

1. Observe and Write

- ★ Write:
 - ★ 5 things seen at home
 - ★ 5 things seen outside



2. Cleanliness Activity

★ Make two lists:

CLEAN PLACES

- _____
- _____
- _____

DIRTY PLACES

- _____
- _____
- _____

★ Write 3 ways to keep surroundings clean.



SECTION B - PLANTS & ANIMALS

3. Plant Observation

- ★ Observe a plant for 3-5 days.
- ★ Write:
 - Growth or changes
 - Watering details



4. Animals Around Me

- ★ List:
 - 5 domestic animals
 - 5 wild animals
- ★ Write 1 line about each.





CLASS 3

MATHEMATICS

SUMMER HOLIDAY HOMEWORK

MAY - JUNE 2026



Let's Learn, Practice and Grow!



SECTION A - NUMBER SENSE

1. Number Practice

- Write numbers:
 - ☆ 1 to 500
 - ☆ 500 to 1
- Practice daily.

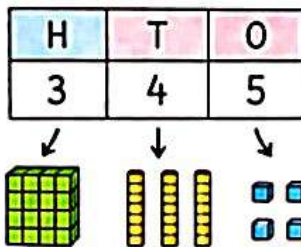


2. Place Value

- Write place values of numbers.

Example:

345 = 3 Hundreds, 4 Tens, 5 Ones



3. Number Names

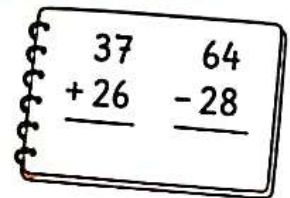
- Write number names:
 - ☆ 1 - 200



SECTION B - BASIC OPERATIONS

4. Addition & Subtraction

- Solve:
 - ☆ 10 addition sums daily.
 - ☆ 10 subtraction sums daily.



5. Multiplication Practice

- Learn tables: 2 to 10
- Write each table 2 times.

$$5 \times 3 = 15$$

$$5 \times 4 = 20$$

$$5 \times 5 = 25$$

...



6. Division Basics

- Solve simple division sums.

Example:

$$12 \div 3 = \underline{\quad}$$

$$3 \overline{) 12}$$

$$\underline{12}$$

$$0$$



SECTION C - SHAPES & MEASUREMENT

7. Shapes Around Us

- Draw and identify:

2D Shapes



3D Shapes



8. Measurement Activity

- Measure objects using a scale (length).

Example:

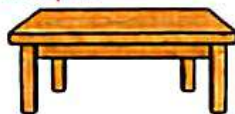


Table length = cm



SECTION D - THINKING SKILLS

9. Word Problems

Solve daily life problems.

- ☆ A basket has 25 apples. 10 are eaten. How many are left?



- ☆ There are 4 bags with 5 chocolates each. How many chocolates in all?



10. Patterns

- Complete and create patterns.

Number Patterns

2, 4, 6, 8, ,

Shape Patterns



Create your own pattern.



SECTION E - REAL LIFE MATHS

11. My Mini Shop

- Create a shop at home.
- Use fake money.
- Practice:
 - ☆ Addition
 - ☆ Subtraction



12. Money Activity


- Write prices of items.



SECTION F - FUN & PROJECT

13. Maths Scrapbook

- Create a scrapbook with:
 - ☆ Shapes
 - ☆ Numbers
 - ☆ Tables
- Use pictures, charts and colours.



14. Maths Around Me

- Observe and write:
 - ☆ Number of doors
 - ☆ Number of windows
 - ☆ Number of chairs in your home.



SUBMISSION GUIDELINES

Maintain a neat notebook or file.



Use colours, drawings and charts.



Practice regularly.



Submit after the holidays.

Maths is Fun!
Keep Practicing and
Become a Maths Star!





CLASS 3

ENGLISH

SUMMER HOLIDAY HOMEWORK

MAY - JUNE 2026



SECTION A - READING SKILLS

- 1. Daily Reading**
- Read 10-12 lines daily.
 - Use storybooks or textbook.

Focus on:

- ☆ Pronunciation
- ☆ Fluency



- 2. Reading Comprehension**
- After reading, write:
- ☆ Main idea
 - ☆ 3 new words with meanings



SECTION B - WRITING SKILLS

- 3. Sentence Writing**
- Write 8-10 sentences daily.

Topics:

- ☆ My School
- ☆ My Family



- 4. Paragraph Writing**
- Write 8-10 lines on any one:
- ☆ My Favourite Game
 - ☆ My Best Friend
 - ☆ My Summer Holidays



- 5. Grammar Practice**
- Write:
- ☆ 10 Nouns
 - ☆ 10 Verbs
 - ☆ 10 Adjectives



SECTION C - CREATIVE ACTIVITIES

- 6. Picture Story**
- Look at the picture and write a short story (5-6 lines).

Include:

- ☆ Characters
- ☆ Place
- ☆ Action



- 7. Poster Making**
- Make a poster on:
- ☆ Cleanliness
 - ☆ Save Environment



SECTION D - SPEAKING SKILLS

- 8. Show and Tell**
- Pick any object.
 - Speak 5-6 sentences about it.



- 9. Recitation**
- Learn and recite 2 English poems.
 - Use actions and expression.



SECTION E - VOCABULARY

- 10. Word Bank**
- Learn 25 new words.
 - Write meanings.



- 11. Opposites & Synonyms**
- Write:
- ☆ 10 Opposites
 - ☆ 10 Synonyms



SECTION F - ACTIVITY / PROJECT

- 12. My Mini Dictionary**
- Make a small dictionary.
 - Arrange words A-Z.



- 13. Daily Reflection**
- Write daily:
- ☆ Today's weather
 - ☆ One new thing learned



SUBMISSION GUIDELINES

- Maintain a neat notebook or file.
- Use colours, drawings and boxes.
- Practice regularly.
- Submit after the holidays.

English is Fun!
Keep Reading, Keep Learning
and Shine Bright!

CLASS

4A

Class 4 — Maths Holiday Homework

Mathematics | Practice & Learn

Name: _____ Section: _____

Roll No: _____ Date: _____

■ Section A : 4-Digit Addition (With Carry)

Show carry marks above each column. Write neatly.

Q1. 4567 + 3789	Ans: _____	Q2. 6895 + 2478	Ans: _____
Q3. 5736 + 4897	Ans: _____	Q4. 9999 + 1234	Ans: _____
Q5. 7689 + 3567	Ans: _____	Q6. 8456 + 2789	Ans: _____
Q7. 9345 + 1876	Ans: _____	Q8. 6578 + 2899	Ans: _____
Q9. 7865 + 4789	Ans: _____	Q10. 5698 + 3876	Ans: _____
Q11. 8888 + 2222	Ans: _____	Q12. 7345 + 4987	Ans: _____
Q13. 6432 + 5789	Ans: _____	Q14. 9123 + 4876	Ans: _____
Q15. 8765 + 2349	Ans: _____	Q16. 7899 + 5678	Ans: _____
Q17. 6543 + 4899	Ans: _____	Q18. 9321 + 6789	Ans: _____
Q19. 8459 + 3768	Ans: _____	Q20. 7688 + 4999	Ans: _____

■ Section B : 4-Digit Subtraction (With Borrowing)

Show borrowing steps. Be careful with zeros!

Q1. 8456 - 3789	Ans: _____	Q2. 9000 - 4567	Ans: _____
Q3. 7564 - 2897	Ans: _____	Q4. 10000 - 5678	Ans: _____
Q5. 8234 - 4789	Ans: _____	Q6. 9654 - 3876	Ans: _____
Q7. 8001 - 4999	Ans: _____	Q8. 7345 - 5789	Ans: _____
Q9. 6543 - 4899	Ans: _____	Q10. 9123 - 4876	Ans: _____
Q11. 8765 - 2349	Ans: _____	Q12. 7899 - 5678	Ans: _____
Q13. 6432 - 5789	Ans: _____	Q14. 9321 - 6789	Ans: _____
Q15. 8459 - 3768	Ans: _____	Q16. 7688 - 4999	Ans: _____
Q17. 9999 - 8888	Ans: _____	Q18. 7000 - 3567	Ans: _____
Q19. 8888 - 2222	Ans: _____	Q20. 6000 - 2789	Ans: _____

X ■ Section C : 2-Digit Multiplication

Multiply carefully. Use tables from Section E if needed.

Q1. 23×4	Ans: _____	Q2. 45×6	Ans: _____
Q3. 67×3	Ans: _____	Q4. 89×5	Ans: _____
Q5. 34×7	Ans: _____	Q6. 56×8	Ans: _____
Q7. 78×9	Ans: _____	Q8. 91×2	Ans: _____
Q9. 62×4	Ans: _____	Q10. 73×6	Ans: _____
Q11. 84×3	Ans: _____	Q12. 95×5	Ans: _____
Q13. 36×7	Ans: _____	Q14. 47×8	Ans: _____
Q15. 58×9	Ans: _____	Q16. 69×2	Ans: _____
Q17. 72×4	Ans: _____	Q18. 83×6	Ans: _____
Q19. 94×3	Ans: _____	Q20. 55×5	Ans: _____

■ Section D : 2-Digit Division

Part 1 : Divisible by Table Numbers (Q1–Q10) — Exact answer, no remainder.

Q1. $96 \div 3$	Ans: _____	Q2. $84 \div 4$	Ans: _____
Q3. $72 \div 6$	Ans: _____	Q4. $63 \div 7$	Ans: _____
Q5. $81 \div 9$	Ans: _____	Q6. $56 \div 8$	Ans: _____
Q7. $48 \div 6$	Ans: _____	Q8. $36 \div 4$	Ans: _____
Q9. $99 \div 9$	Ans: _____	Q10. $88 \div 8$	Ans: _____

Part 2 : Hard Division — No Decimals, No Remainder (Q11–Q20) — Show full steps.

Q1. $96 \div 8$	Ans: _____	Q2. $91 \div 7$	Ans: _____
Q3. $84 \div 6$	Ans: _____	Q4. $95 \div 5$	Ans: _____
Q5. $72 \div 6$	Ans: _____	Q6. $78 \div 6$	Ans: _____
Q7. $98 \div 7$	Ans: _____	Q8. $76 \div 4$	Ans: _____
Q9. $92 \div 4$	Ans: _____	Q10. $87 \div 3$	Ans: _____

■ Section E : Multiplication Tables (2 to 20)

Each table is printed once below. Write it 3 more times on the blank lines (total 4 times). dekh dekh kar likhein.

Table of 2				
● $2 \times 1 = 2$	● $2 \times 2 = 4$	● $2 \times 3 = 6$	● $2 \times 4 = 8$	● $2 \times 5 = 10$
● $2 \times 6 = 12$	● $2 \times 7 = 14$	● $2 \times 8 = 16$	● $2 \times 9 = 18$	● $2 \times 10 = 20$
● _____	● _____	● _____	● _____	● _____
● _____	● _____	● _____	● _____	● _____
● _____	● _____	● _____	● _____	● _____

Table of 3				
● $3 \times 1 = 3$	● $3 \times 2 = 6$	● $3 \times 3 = 9$	● $3 \times 4 = 12$	● $3 \times 5 = 15$
● $3 \times 6 = 18$	● $3 \times 7 = 21$	● $3 \times 8 = 24$	● $3 \times 9 = 27$	● $3 \times 10 = 30$
● _____	● _____	● _____	● _____	● _____
● _____	● _____	● _____	● _____	● _____
● _____	● _____	● _____	● _____	● _____

Table of 4				
● $4 \times 1 = 4$	● $4 \times 2 = 8$	● $4 \times 3 = 12$	● $4 \times 4 = 16$	● $4 \times 5 = 20$
● $4 \times 6 = 24$	● $4 \times 7 = 28$	● $4 \times 8 = 32$	● $4 \times 9 = 36$	● $4 \times 10 = 40$
● _____	● _____	● _____	● _____	● _____
● _____	● _____	● _____	● _____	● _____
● _____	● _____	● _____	● _____	● _____

Table of 5				
● $5 \times 1 = 5$	● $5 \times 2 = 10$	● $5 \times 3 = 15$	● $5 \times 4 = 20$	● $5 \times 5 = 25$
● $5 \times 6 = 30$	● $5 \times 7 = 35$	● $5 \times 8 = 40$	● $5 \times 9 = 45$	● $5 \times 10 = 50$
● _____	● _____	● _____	● _____	● _____
● _____	● _____	● _____	● _____	● _____
● _____	● _____	● _____	● _____	● _____

Table of 6				
● $6 \times 1 = 6$	● $6 \times 2 = 12$	● $6 \times 3 = 18$	● $6 \times 4 = 24$	● $6 \times 5 = 30$
● $6 \times 6 = 36$	● $6 \times 7 = 42$	● $6 \times 8 = 48$	● $6 \times 9 = 54$	● $6 \times 10 = 60$
● _____	● _____	● _____	● _____	● _____
● _____	● _____	● _____	● _____	● _____
● _____	● _____	● _____	● _____	● _____

Table of 7

● $7 \times 1 = 7$	● $7 \times 2 = 14$	● $7 \times 3 = 21$	● $7 \times 4 = 28$	● $7 \times 5 = 35$
● $7 \times 6 = 42$	● $7 \times 7 = 49$	● $7 \times 8 = 56$	● $7 \times 9 = 63$	● $7 \times 10 = 70$

● _____	● _____	● _____	● _____	● _____
● _____	● _____	● _____	● _____	● _____
● _____	● _____	● _____	● _____	● _____

Table of 8

● $8 \times 1 = 8$	● $8 \times 2 = 16$	● $8 \times 3 = 24$	● $8 \times 4 = 32$	● $8 \times 5 = 40$
● $8 \times 6 = 48$	● $8 \times 7 = 56$	● $8 \times 8 = 64$	● $8 \times 9 = 72$	● $8 \times 10 = 80$

● _____	● _____	● _____	● _____	● _____
● _____	● _____	● _____	● _____	● _____
● _____	● _____	● _____	● _____	● _____

Table of 9

● $9 \times 1 = 9$	● $9 \times 2 = 18$	● $9 \times 3 = 27$	● $9 \times 4 = 36$	● $9 \times 5 = 45$
● $9 \times 6 = 54$	● $9 \times 7 = 63$	● $9 \times 8 = 72$	● $9 \times 9 = 81$	● $9 \times 10 = 90$

● _____	● _____	● _____	● _____	● _____
● _____	● _____	● _____	● _____	● _____
● _____	● _____	● _____	● _____	● _____

Table of 10

● $10 \times 1 = 10$	● $10 \times 2 = 20$	● $10 \times 3 = 30$	● $10 \times 4 = 40$	● $10 \times 5 = 50$
● $10 \times 6 = 60$	● $10 \times 7 = 70$	● $10 \times 8 = 80$	● $10 \times 9 = 90$	● $10 \times 10 = 100$

● _____	● _____	● _____	● _____	● _____
● _____	● _____	● _____	● _____	● _____
● _____	● _____	● _____	● _____	● _____

Table of 11

● $11 \times 1 = 11$	● $11 \times 2 = 22$	● $11 \times 3 = 33$	● $11 \times 4 = 44$	● $11 \times 5 = 55$
● $11 \times 6 = 66$	● $11 \times 7 = 77$	● $11 \times 8 = 88$	● $11 \times 9 = 99$	● $11 \times 10 = 110$

● _____	● _____	● _____	● _____	● _____
● _____	● _____	● _____	● _____	● _____
● _____	● _____	● _____	● _____	● _____

Table of 12

● $12 \times 1 = 12$	● $12 \times 2 = 24$	● $12 \times 3 = 36$	● $12 \times 4 = 48$	● $12 \times 5 = 60$
● $12 \times 6 = 72$	● $12 \times 7 = 84$	● $12 \times 8 = 96$	● $12 \times 9 = 108$	● $12 \times 10 = 120$
● _____	● _____	● _____	● _____	● _____
● _____	● _____	● _____	● _____	● _____
● _____	● _____	● _____	● _____	● _____

Table of 13

● $13 \times 1 = 13$	● $13 \times 2 = 26$	● $13 \times 3 = 39$	● $13 \times 4 = 52$	● $13 \times 5 = 65$
● $13 \times 6 = 78$	● $13 \times 7 = 91$	● $13 \times 8 = 104$	● $13 \times 9 = 117$	● $13 \times 10 = 130$
● _____	● _____	● _____	● _____	● _____
● _____	● _____	● _____	● _____	● _____
● _____	● _____	● _____	● _____	● _____

Table of 14

● $14 \times 1 = 14$	● $14 \times 2 = 28$	● $14 \times 3 = 42$	● $14 \times 4 = 56$	● $14 \times 5 = 70$
● $14 \times 6 = 84$	● $14 \times 7 = 98$	● $14 \times 8 = 112$	● $14 \times 9 = 126$	● $14 \times 10 = 140$
● _____	● _____	● _____	● _____	● _____
● _____	● _____	● _____	● _____	● _____
● _____	● _____	● _____	● _____	● _____

Table of 15

● $15 \times 1 = 15$	● $15 \times 2 = 30$	● $15 \times 3 = 45$	● $15 \times 4 = 60$	● $15 \times 5 = 75$
● $15 \times 6 = 90$	● $15 \times 7 = 105$	● $15 \times 8 = 120$	● $15 \times 9 = 135$	● $15 \times 10 = 150$
● _____	● _____	● _____	● _____	● _____
● _____	● _____	● _____	● _____	● _____
● _____	● _____	● _____	● _____	● _____

Table of 16

● $16 \times 1 = 16$	● $16 \times 2 = 32$	● $16 \times 3 = 48$	● $16 \times 4 = 64$	● $16 \times 5 = 80$
● $16 \times 6 = 96$	● $16 \times 7 = 112$	● $16 \times 8 = 128$	● $16 \times 9 = 144$	● $16 \times 10 = 160$
● _____	● _____	● _____	● _____	● _____
● _____	● _____	● _____	● _____	● _____
● _____	● _____	● _____	● _____	● _____

Table of 17

● $17 \times 1 = 17$	● $17 \times 2 = 34$	● $17 \times 3 = 51$	● $17 \times 4 = 68$	● $17 \times 5 = 85$
● $17 \times 6 = 102$	● $17 \times 7 = 119$	● $17 \times 8 = 136$	● $17 \times 9 = 153$	● $17 \times 10 = 170$

● _____	● _____	● _____	● _____	● _____
● _____	● _____	● _____	● _____	● _____
● _____	● _____	● _____	● _____	● _____

Table of 18

● $18 \times 1 = 18$	● $18 \times 2 = 36$	● $18 \times 3 = 54$	● $18 \times 4 = 72$	● $18 \times 5 = 90$
● $18 \times 6 = 108$	● $18 \times 7 = 126$	● $18 \times 8 = 144$	● $18 \times 9 = 162$	● $18 \times 10 = 180$

● _____	● _____	● _____	● _____	● _____
● _____	● _____	● _____	● _____	● _____
● _____	● _____	● _____	● _____	● _____

Table of 19

● $19 \times 1 = 19$	● $19 \times 2 = 38$	● $19 \times 3 = 57$	● $19 \times 4 = 76$	● $19 \times 5 = 95$
● $19 \times 6 = 114$	● $19 \times 7 = 133$	● $19 \times 8 = 152$	● $19 \times 9 = 171$	● $19 \times 10 = 190$

● _____	● _____	● _____	● _____	● _____
● _____	● _____	● _____	● _____	● _____
● _____	● _____	● _____	● _____	● _____

Table of 20

● $20 \times 1 = 20$	● $20 \times 2 = 40$	● $20 \times 3 = 60$	● $20 \times 4 = 80$	● $20 \times 5 = 100$
● $20 \times 6 = 120$	● $20 \times 7 = 140$	● $20 \times 8 = 160$	● $20 \times 9 = 180$	● $20 \times 10 = 200$

● _____	● _____	● _____	● _____	● _____
● _____	● _____	● _____	● _____	● _____
● _____	● _____	● _____	● _____	● _____

■ Work hard, stay curious, and enjoy your holidays! ■

Class 4 — English Holiday Homework

Summer Vacation • Complete every day and have fun! ■

Name: _____ Roll No: _____ Date: _____

A. Read and Answer (The Mango)

The **mango** is called the King of Fruits. It grows in warm countries like India. Mango trees have dark green leaves and give cool shade in summer. The ripe fruit is yellow or orange and very sweet. Mangoes are eaten fresh or made into juice and pickles. The mango season is from April to July.

1. What is the mango called? _____
2. What colour is a ripe mango? _____
3. Name TWO things made from mangoes: _____ and _____
4. When is the mango season? _____
5. Why is the mango tree useful in summer? _____
6. Find a word in the passage meaning 'preserved food made from fruit': _____

B. Grammar — Fill in the blanks with the correct Adjective

1. The _____ elephant walked slowly. (*big / quickly / run*)
2. She wore a _____ dress. (*beautiful / jump / door*)
3. The lemonade tastes very _____. (*sour / yellow / walked*)
4. He is a _____ boy who helps everyone. (*kind / table / loudly*)
5. The _____ puppy ran across the garden. (*tiny / eat / never*)
6. Write your own sentence using the adjective '**enormous**': _____

C. Vocabulary — Synonyms and Antonyms

Synonyms (same meaning):

- | | |
|----------------------|------------------|
| 1. Happy → _____ | 2. Big → _____ |
| 3. Fast → _____ | 4. Brave → _____ |
| 5. Beautiful → _____ | 6. Sad → _____ |

Antonyms (opposite meaning):

- | | |
|--------------------|------------------|
| 1. Hot → _____ | 2. Day → _____ |
| 3. Start → _____ | 4. Loud → _____ |
| 5. Ancient → _____ | 6. Thick → _____ |

D. Tenses — Rewrite in the tense shown

1. She **plays** in the garden. [Past Tense]

Answer: _____

2. The boys **ran** to school. [Present Tense]

Answer: _____

3. I **eat** an apple. [Future Tense]

Answer: _____

4. They **will sing** a song. [Past Tense]

Answer: _____

5. He **wrote** a letter. [Present Tense]

Answer: _____

E. Creative Writing — Write 5–6 sentences on ONE topic

★ My favourite summer holiday memory

★ If I had magical powers for one day

F. Punctuation — Rewrite correctly

1. *my name is priya and i live in delhi*

Answer: _____

2. *what a beautiful day it is today*

Answer: _____

3. *did you finish your homework last night*

KENDRIYA VIDYALAYA SINGRAULI

CLASS 4A TWAU

HOLIDAY HOMEWORK

1. ACTIVITY - PLANTS

Plant any one seed and observe its -

- (a) Date on which you sow the seed.
- (b) Date on which seed sprout.
- (c) Date on which first leaf came.



2. SCRAP BOOK AND PASTE / DRAW

- (a) Wild animal
- (b) Birds habits
- (c) Our Helpers




3. MAKE ANY ONE PROJECT / WORKING MODEL

- (a) Bamboo bridge
- (b) Rain water harvesting
- (c) Healthy foods



NOTE

All the homework
to be done in
separate
80 pages copy.



Let's Learn,
Let's Grow,
Together! ❤️



Observe,
Understand
and Care! ❤️





कक्षा 4

हिंदी

ग्रीष्मकालीन अवकाश गृहकार्य

(मई - जून 2026)

पढ़ें, सीखें,
लिखें और
आगे बढ़ें!



खंड A - पठन कौशल

1. दैनिक पठन

★ रोज़ 1 पृष्ठ पढ़ें (कहानी/पाठ)।

ध्यान दें:

- शुद्ध उच्चारण
- सही गति



2. पठन के बाद समझ

पढ़े गए पाठ पर लिखें:

- ★ मुख्य विचार
- ★ 5 नए शब्द व उनके अर्थ
- ★ 2 वाक्य अपने विचारों के



खंड B - लेखन कौशल

3. वाक्य लेखन

लिखें 10-12 वाक्य:

- ★ मेरा विद्यालय
- ★ मेरा प्रिय शिक्षक



4. अनुच्छेद लेखन

किसी एक विषय पर 10-12 पंक्तियों लिखें:

- ★ मेरा सबसे अच्छा मित्र
- ★ मेरा पसंदीदा खेल
- ★ मेरी गर्मी की छुट्टियों



5. पत्र लेखन

अपने मित्र को छुट्टियों के बारे में पत्र लिखें।



CLASS

4B

Practice today,
Succeed tomorrow!



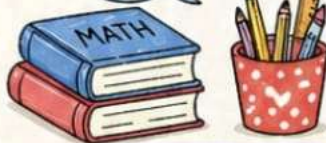
CLASS 4

MATHEMATICS



SUMMER HOLIDAY HOMEWORK

MAY - JUNE 2026



SECTION A - NUMBER SYSTEM

1. Number Practice

- Write numbers:
 - ☆ 1 to 1000
 - ☆ 1000 to 1
- Practice regularly for accuracy.



2. Place Value

- Write place value of digits.

Example:

4,356 = 4 Thousands,
3 Hundreds, 5 Tens, 6 Ones

Th	H	T	O
4	3	5	6

3. Number Names


- Write number names:
 - ☆ 1 - 500

1 2 3

SECTION C - SHAPES & GEOMETRY

7. Shapes Around Us

- Draw and identify:
 - ☆ 2D shapes
 - ☆ 3D shapes



8. Symmetry

- Draw 3 objects showing line of symmetry.



SECTION E - THINKING SKILLS

11. Word Problems

- Solve the following:
 - ☆ A shop has 120 apples. 45 are sold. How many are left?
 - ☆ 6 boxes have 8 chocolates each. Total chocolates = ?



12. Patterns

- Complete number and shape patterns.
- Create your own patterns.

Number Pattern: 2, 4, 6, 8, —, —, —

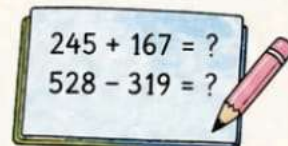
Shape Pattern: —, —, —



SECTION B - BASIC OPERATIONS

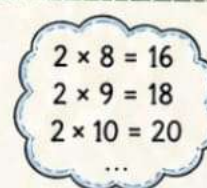
4. Addition & Subtraction

- Solve daily:
 - ☆ 10 addition sums
 - ☆ 10 subtraction sums



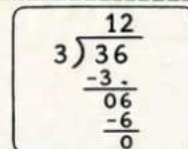
5. Multiplication

- Learn tables:
 - ☆ 2 to 12
- Write each table 2 times.



6. Division

- Solve simple division problems.



SECTION D - MEASUREMENT

9. Length & Weight

- Measure objects using scale.
- Write weight of items at home.



10. Time

- Draw a clock and show 5 different times.



SECTION F - REAL LIFE MATHS

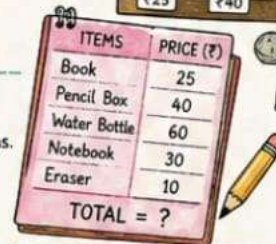
13. My Mini Market

- Create a shop using paper money.
- Practice:
 - ☆ Addition
 - ☆ Subtraction



14. Money Activity

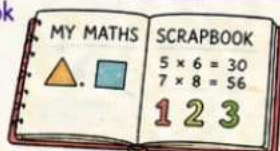
- Write prices of any 5 items.
- Add total cost.



SECTION G - PROJECT WORK

15. Maths Scrapbook

- Make a scrapbook including:
 - ☆ Shapes
 - ☆ Tables
 - ☆ Numbers



16. Maths Around Me

- Observe and write:
 - ☆ Number of windows in your house.
 - ☆ Number of doors in your house.



SUBMISSION GUIDELINES



Maintain a neat and organized notebook/file.



Use colours, drawings and charts.



Practice regularly.



Submit after the holidays.

Maths is fun when we learn and practice with joy!





CLASS 4

EVS

(THE WORLD AROUND US)

SUMMER HOLIDAY HOMEWORK

MAY - JUNE 2026

Observe,
Learn,
Understand
and Care!



SECTION A - MY ENVIRONMENT

1. My Surroundings

- Observe your surroundings and write:
 - ☆ 5 things seen at home
 - ☆ 5 things seen outside



2. Cleanliness Check

- Make a list:
 - ☆ Clean places
 - ☆ Dirty places


Write how to keep them clean.



SECTION B - PLANTS & ANIMALS

3. Plant Observation

- Observe a plant for 5 days. Write:
 - ☆ Changes noticed
 - ☆ Watering details



4. Animals Around Me

- List:
 - ☆ 5 domestic animals
 - ☆ 5 wild animals
- Write 1-2 lines about each.



SECTION C - WATER & FOOD

5. Save Water Activity

- Write 5 ways to save water.
- Draw a related picture.



6. My Food Chart

- Make a chart of:
 - ☆ Breakfast
 - ☆ Lunch
 - ☆ Dinner
- Include healthy food items.

MEAL	HEALTHY FOOD ITEMS
Breakfast	
Lunch	
Dinner	

SECTION D - TRAVEL & COMMUNITY

7. Means of Transport

- Draw and name:
 - ☆ Land transport
 - ☆ Water transport
 - ☆ Air transport



8. My Neighbourhood

- Write:
 - ☆ Places near your home
 - ☆ Their importance



SECTION E - THINKING & AWARENESS

9. Good Habits

- Write 5 good habits:
- ☆ At home
 - ☆ In school



10. Safety Rules

- Write safety rules for:
- ☆ Road
 - ☆ Home



SECTION F - ACTIVITY / PROJECT

11. Scrapbook

- Make a scrapbook with:
 - ☆ Plants
 - ☆ Animals
 - ☆ Transport
- Use pictures and drawings.



12. Daily Observation Diary

- Write daily:
- ☆ Weather
 - ☆ One new thing learned



SUBMISSION GUIDELINES



Maintain a neat and clean file.



Use colours, drawings and charts.



Observe and write regularly.



Submit after holidays.

Let's explore, learn and care for the world around us!
Stay Curious, Stay Happy!





CLASS 4 ENGLISH

SUMMER HOLIDAY HOMEWORK

MAY - JUNE 2026

Read,
Learn,
Write and
Grow!



SECTION A - READING SKILLS

1. Daily Reading

- Read 1 page daily from a storybook.

Focus on:

- ☆ Pronunciation
- ☆ Fluency



2. Reading Response

After reading, write:

- ☆ Main idea
- ☆ 5 new words with meanings
- ☆ 2 sentences about the story

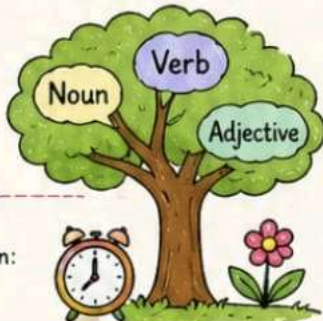


SECTION C - GRAMMAR PRACTICE

6. Parts of Speech

Write:

- ☆ 15 Nouns
- ☆ 15 Verbs
- ☆ 15 Adjectives




7. Tenses

- Write 5 sentences each in:
 - ☆ Present tense
 - ☆ Past tense



8. Opposites & Synonyms

- Write:
 - ☆ 15 Opposites
 - ☆ 15 Synonyms



SECTION E - SPEAKING SKILLS

11. Show and Tell

- Speak 6-8 sentences on any topic.



12. Recitation

- Learn and recite 2 English poems.
- Use expression and actions.



SUBMISSION GUIDELINES



Maintain a neat notebook or file.



Use colours, headings and boxes.



Practice regularly.



Submit after the holidays.

SECTION B - WRITING SKILLS

3. Sentence Writing

- Write 10-12 sentences on:
 - ☆ My School
 - ☆ My Favourite Teacher



4. Paragraph Writing

- Write 10-12 lines on any one:
 - ☆ My Best Friend
 - ☆ My Favourite Hobby
 - ☆ My Summer Vacation



5. Letter Writing

- Write a letter to your friend about your holidays.




SECTION D - CREATIVE ACTIVITIES

9. Story Writing

- Write a short story (8-10 lines).

Include:

- ☆ Characters
- ☆ Setting
- ☆ Ending



10. Poster Making

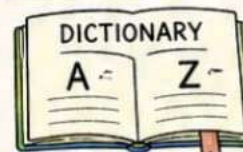
- Make a poster on:
 - ☆ Save Water
 - ☆ Clean India



SECTION F - PROJECT WORK

13. My Mini Dictionary

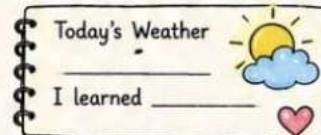
- Create a small dictionary.
- Write words A-Z with meanings.



14. Daily Reflection

Write daily:

- ☆ Today's weather
- ☆ One new thing learned



English is Fun!
Keep Reading, Keep Learning
and Shine Bright!





कक्षा 4

हिंदी

ग्रीष्मकालीन अवकाश गृहकार्य

(मई - जून 2026)

पढ़ें, सीखें,
लिखें और
आगे बढ़ें!



खंड A - पठन कौशल

1. दैनिक पठन

☆ रोज़ 1 पृष्ठ पढ़ें (कहानी/पाठ)।
ध्यान दें:

- शुद्ध उच्चारण
- सही गति



2. पठन के बाद समझ

पढ़े गए पाठ पर लिखें:

- ☆ मुख्य विचार
- ☆ 5 नए शब्द व उनके अर्थ
- ☆ 2 वाक्य अपने विचारों के



खंड B - लेखन कौशल

3. वाक्य लेखन

लिखें 10-12 वाक्य:

- ☆ मेरा विद्यालय
- ☆ मेरा प्रिय शिक्षक



4. अनुच्छेद लेखन

किसी एक विषय पर 10-12 पंक्तियों लिखें:

- ☆ मेरा सबसे अच्छा मित्र
- ☆ मेरा पसंदीदा खेल
- ☆ मेरी गर्मी की छुट्टियों



5. पत्र लेखन

अपने मित्र को छुट्टियों के बारे में पत्र लिखें।



खंड C - व्याकरण अभ्यास

6. शब्द भेद

लिखें:

- ☆ 15 संज्ञा
- ☆ 15 क्रिया
- ☆ 15 विशेषण



8. विलोम / पर्यायवाची

लिखें:

- ☆ 15 विलोम शब्द
- ☆ 15 पर्यायवाची शब्द

7. काल (Tenses)

लिखें 5-5 वाक्य:

- ☆ वर्तमान काल
- ☆ भूतकाल



खंड D - रचनात्मक गतिविधियाँ

9. कहानी लेखन

8-10 पंक्तियों की कहानी लिखें।

शामिल करें:

- ☆ पात्र
- ☆ स्थान
- ☆ अंत



10. पोस्टर बनाओ

विषय:

- ☆ जल बचाओ
- ☆ स्वच्छ भारत



खंड E - बोलने का अभ्यास

11. बोलो और सुनाओ

किसी विषय पर
6-8 वाक्य बोलें।



12. कविता पाठ

2 हिंदी कविताएँ याद करें।
भाव और हाव-भाव के साथ सुनाएँ।



प्रस्तुति निर्देश

- साफ-सुथरी कॉपी/फाइल बनाएं।
- रंग, चित्र और बॉक्स का प्रयोग करें।
- नियमित अभ्यास करें।
- छुट्टियों के बाद जमा करें।

खंड F - प्रोजेक्ट कार्य

13. मेरा शब्दकोश

एक छोटा शब्दकोश बनाएं।
A-Z के अनुसार शब्द
और अर्थ लिखें।



14. दैनिक लेखन

रोज़ लिखें:

- ☆ आज का मौसम
- ☆ आज क्या नया सीखा



यह गृहकार्य बच्चों को
आत्मविश्वास बढ़ाने, भाषा में
सुधार करने और रचनात्मक
बनने में मदद करेगा।


हिंदी हमारी पहचान है,
इसे पढ़ें और आगे बढ़ें!

CLASS

5



वत् उवं पूषन अपावृणु
केन्द्रीय विद्यालय संगठन



KENDRIYA VIDYALAYA SINGRAULI



HOLIDAY HOMEWORK


CLASS 5

"Holiday homework is a wonderful way to use time creatively, learn happily and grow every day."



- Remember:
- Be Creative
 - Be Curious
 - Be Confident
 - Do your best!





कक्षा 5

हिंदी

ग्रीष्मकालीन अवकाश गृहकार्य

♥ मई - जून 2026 ♥

पढ़ें, लिखें, समझें और आगे बढ़ें! ♥

हिंदी सीखें,
ज्ञान बढ़ाएँ,
हर दिन कुछ
नया अपनाएँ !



खंड A - पठन कौशल



कार्य 1 : दैनिक पठन

- रोज़ 1-2 पृष्ठ पढ़ें (कहानी/पाठ)
ध्यान दें:
 - ☆ शुद्ध उच्चारण
 - ☆ सही गति
 - ☆ अर्थ समझना



कार्य 2 : पठन के बाद समझ

- पढ़े गए पाठ पर लिखें:
 - ☆ मुख्य विचार
 - ☆ 5 नए शब्द व उनके अर्थ
 - ☆ 3 वाक्य अपने विचारों के



खंड B - लेखन कौशल



कार्य 3 : वाक्य लेखन

- लिखें 10-12 वाक्य:
 - ☆ मेरा विद्यालय
 - ☆ मेरा प्रिय शिक्षक



कार्य 4 : अनुच्छेद लेखन

- किसी एक विषय पर 12-15 पंक्तियाँ लिखें:
 - ☆ मेरा प्रिय खेल
 - ☆ मेरी गर्मी की छुट्टियाँ
 - ☆ मेरा लक्ष्य
- चित्र भी बनाएं



कार्य 5 : पत्र लेखन

- अपने मित्र को छुट्टियों के अनुभव के बारे में पत्र लिखें।

खंड C - व्याकरण अभ्यास



कार्य 6 : शब्द भेद

- लिखें:
 - ☆ 20 संज्ञा
 - ☆ 20 क्रिया
 - ☆ 20 विशेषण



खंड D - रचनात्मक गतिविधियाँ



कार्य 9 : कहानी लेखन

- 12-15 पंक्तियों की कहानी लिखें।
शामिल करें:
 - ☆ पात्र
 - ☆ स्थान
 - ☆ समस्या और समाधान



KENDRIYA VIDYALAYA SINGRAULI

Let's
Read, Write
and Grow
Together!

CLASS 5A ENGLISH

SUMMER HOLIDAY HOMEWORK

1. Handwriting

- Do 10 pages good handwriting.



2. Sentences

- Write 10 sentences on following topics –
 - a) My School
 - b) My Summer Vacations



3. Poem

- Learn any one English poem with actions.



4. Reading

- Read 2 pages of English story book daily.



NOTE

All the homework to be done in separate 80 pages copy.



Read More
Learn More
Be More!



CLASS 5 TWAU

(WRITE IN FAIR COPY)

Chapter 1 – Water: The Essence of Life

1. What is Water?

Water is one of the most important natural resources on Earth. All living things such as plants, animals, and humans need water to survive.

*About **71% of the Earth's surface** is covered with water. However, most of this water is found in oceans and seas and contains salt, which makes it unsuitable for drinking.*

2. Types of Water

1. Salty Water

Salty water contains a large amount of dissolved salt. It is mainly found in seas and oceans and cannot be used for drinking.

Examples:

- *Arabian Sea*
- *Bay of Bengal*

*In India, salt is produced in the **Rann of Kutch** where seawater is dried in salt pans and salt crystals are collected.*

2. Freshwater

Freshwater contains little or no salt and is suitable for drinking and farming.

Sources of freshwater:

- *Rivers*
- *Lakes*
- *Ponds*
- *Glaciers*
- *Groundwater*

Examples:

- *Rivers like the **Ganga River** and **Yamuna River***
 - *Lakes like **Dal Lake***
-

3. Sources of Water

Water comes from many natural sources.

Main Sources

- *Rain*
- *Rivers*
- *Lakes*
- *Ponds*
- *Wells*
- *Groundwater*
- *Seas and oceans*

Freshwater Sources

- *Rivers*
- *Lakes*
- *Ponds*
- *Groundwater*

Saltwater Sources

- *Seas*
- *Oceans*

Saltwater cannot be used for drinking because it contains too much salt.

4. Forms (States) of Water

Water exists in **three different states**.

1. Solid

When water freezes, it becomes solid.

Examples:

- Ice
- Snow
- Glaciers

2. Liquid

This is the most common form of water.

Examples:

- Rain
- Rivers
- Lakes

3. Gas

When water is heated, it changes into a gas called **water vapour**.

Examples:

- Steam from boiling water
- Vapour present in the air

Water can change from one form to another when temperature changes.

5. The Water Cycle

The **water cycle** is the continuous movement of water between the Earth and the atmosphere.

Steps of the Water Cycle

1. Evaporation

The Sun heats water in rivers, lakes, and oceans. The water changes into water vapour and rises into the air.

Example: Wet clothes drying in the sun.

2. Condensation

Water vapour cools and changes into tiny droplets, forming clouds.

3. Precipitation

When clouds become heavy, water falls back to Earth as:

- *Rain*
- *Snow*
- *Hail*

4. Collection

Water collects again in:

- *Rivers*
- *Lakes*
- *Oceans*

Then the cycle continues again.

6. Surface Water and Groundwater

Surface Water

Water found on the surface of the Earth is called surface water.

Examples:

- *Rivers*
 - *Lakes*
 - *Ponds*
 - *Streams*
-

Groundwater

Some rainwater soaks into the soil and moves underground through rocks. This water is called groundwater.

Groundwater is obtained through:

- *Wells*
- *Borewells*
- *Handpumps*

7. Recharge of Groundwater

In cities with too much cement and concrete, rainwater cannot easily enter the soil.

Ways to recharge groundwater:

- *Keeping open soil areas*
- *Planting trees*
- *Making soak pits*
- *Building ponds and artificial lakes*

These methods help rainwater go back into the ground.

8. Uses of Water

Water is used in many ways in daily life.

Main uses:

- *Drinking*
 - *Cooking*
 - *Bathing*
 - *Washing clothes and utensils*
 - *Growing crops (irrigation)*
 - *Industries*
 - *Generating electricity*
-

9. Importance of Water for Living Things

For Humans

- *Drinking and cooking*
- *Cleaning and hygiene*

For Plants

- *Helps plants grow*
- *Needed for making food (photosynthesis)*

For Animals

- *Drinking water*
 - *Habitat for aquatic animals*
-

10. Life in Water

*Many plants and animals live in or near water. These are called **aquatic plants and animals**.*

*They have special features called **adaptations** that help them survive in water.*

Aquatic Animals

Aquatic animals live in water and can swim easily.

Special features:

- *Fins for swimming*
- *Gills to breathe in water*

Examples:

- *Fish*
 - *Frog*
 - *Turtle*
 - *Crab*
-

Aquatic Plants

Aquatic plants grow in or near water.

Special features:

- *Waxy leaves that repel water*
- *Some float on the surface*
- *Some have roots in mud at the bottom*

Examples:

- *Lotus*
 - *Water lily*
 - *Hydrilla*
 - *Duckweed*
-

Types of Aquatic Plants

Floating Plants

Plants that float freely on water.

Examples:

- *Duckweed*
- *Water lettuce*

Fixed Plants

Plants whose roots are fixed in the soil at the bottom of ponds or lakes.

Examples:

- *Lotus*
- *Water lily*

Underwater Plants

Plants that grow completely underwater.

Examples:

- *Hydrilla*
 - *Tape grass*
-

11. Water Pollution

Water pollution happens when harmful substances mix with water and make it unsafe.

Causes of Water Pollution

- *Garbage and plastic*
- *Industrial waste*
- *Sewage*
- *Chemicals and pesticides*

Effects of Water Pollution

- *Causes diseases*
 - *Harms aquatic plants and animals*
 - *Makes water unsafe for drinking*
-

12. Water Conservation

Water conservation means saving and using water carefully.

Ways to Save Water

- *Turn off taps when not in use*
 - *Repair leaking taps*
 - *Use buckets instead of showers*
 - *Reuse water whenever possible*
 - *Practice rainwater harvesting*
-

13. Rainwater Harvesting

Rainwater harvesting is the collection and storage of rainwater for future use.

Benefits:

- *Increases groundwater levels*
 - *Reduces water shortage*
 - *Helps save water for dry seasons*
-

Rivers of India

India has many important rivers that provide water for drinking, farming, transportation, and electricity generation. Many ancient civilizations developed near rivers.

1. Himalayan Rivers

These rivers originate from the Himalayas and usually flow throughout the year.

Examples:

- **Ganga River**
- **Yamuna River**
- **Brahmaputra River**
- **Indus River**
- **Sutlej River**
- **Beas River**
- **Ravi River**

- *Chenab River*
-

2. Peninsular Rivers

These rivers originate from the Western Ghats or central highlands and mostly depend on rainfall.

Examples:

- *Godavari River*
 - *Krishna River*
 - *Kaveri River*
 - *Narmada River*
 - *Tapti River*
 - *Mahanadi River*
-

Importance of Rivers

Rivers are very important for life.

They:

- *Provide freshwater for drinking*
 - *Help in agriculture and irrigation*
 - *Support plants and animals*
 - *Are used for transport and electricity generation*
 - *Have cultural and religious importance*
-

Chapter 2 – Journey of a River

1. Ecological Role of Rivers

Rivers are important freshwater sources that support many plants and animals.

Animals like tigers, deer, birds, and fish depend on rivers for water and food. Rivers also help maintain a healthy environment.

2. Flooding

*Normally rivers flow calmly. During heavy rainfall, rivers may overflow. This is called a **flood**.*

Floods can:

- *Damage houses*
 - *Destroy crops*
 - *Break roads and bridges*
 - *Endanger people and animals*
-

3. Human Dependence on Rivers

Since ancient times, people have lived near rivers because they provide water for:

- *Drinking*
- *Cooking*
- *Cleaning*
- *Farming*
- *Industries*

Many cities and civilizations developed near rivers.

4. Dams

People build dams across rivers.

Benefits of dams:

- *Store water for dry seasons*
- *Produce electricity*

- *Help irrigation for farming*

Problems caused by dams:

- *Flood nearby land*
 - *Harm natural habitats*
 - *Force people to leave their homes*
-

5. River Pollution

Human activities are polluting rivers.

Main causes:

- *Industrial waste*
- *Plastic garbage*
- *Chemicals and fertilizers*

Effects:

- *Water becomes unsafe to drink*
 - *Fish and aquatic animals die*
 - *People may become sick*
-

6. Flood Safety

During floods people should:

- *Listen to government warnings*
 - *Keep emergency kits ready*
 - *Move to safe places when told*
 - *Follow evacuation instructions*
-

7. Saving Rivers

Rivers must be protected because they are valuable natural resources.

Ways to protect rivers:

- *Do not throw garbage in rivers*
- *Use water carefully*
- *Avoid harmful chemicals*

- *Support water conservation methods*
-

8. The Godavari River

The **Godavari River** is one of the largest rivers in India.

- *It begins near **Trimbakeshwar**.*
- *It flows through states such as **Telangana** and **Andhra Pradesh**.*
- *Finally, it empties into the **Bay of Bengal**.*

Because of its great length and importance, it is often called the "**Dakshin Ganga**" (**Ganga of the South**).



ग्रीष्मावकाश गृहकार्य

कक्षा 5


विषय - संगीत



- 1 कोई एक देशभक्ति गीत याद करके उसका अभ्यास करें।



- 2 किसी भी 10 वाद्य यंत्रों के नाम लिखकर उनके चित्र बनाइए।



- 3 प्रतिदिन 10 मिनट तक स्वर (सा रे ग म प ध नि सा) का अभ्यास करें।



- 4 कोई एक प्रार्थना गीत याद करें और घर पर गाकर सुनाएँ।



- 5 भारतीय वाद्य यंत्रों का एक सुंदर चार्ट बनाइए।



- 6 अपने प्रिय गायक/गायिका के बारे में 5 पंक्तियाँ लिखिए।



- 7 कोई एक लोकगीत सुनकर उसका नाम और भाषा लिखिए।



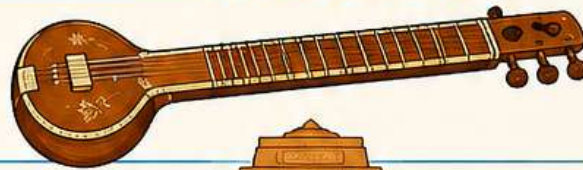
लोकगीत का नाम : _____

भाषा : _____

- 8 विद्यालय कार्यक्रम हेतु एक स्वागत गीत या एक्शन सॉन्ग तैयार करें।



- 9 अपने पसंदीदा वाद्य यंत्र का रंगीन चित्र बनाइए।



- 10 राष्ट्रगान एवं राष्ट्रगीत का सही सुर और लय में अभ्यास करें।

