

HOLIDAYS HOMEWORK (2025-26)
CLASS-1

हिन्दी

. वर्णमाला का अभ्यास करे ।

. प्रत्येक वर्ण के उच्चारण का अभ्यास करे ।

. फलों के नाम, रंगों का नाम, दिनों के नाम, महीनों के नाम ललखें और याद करें ।

. प्रोजेक्ट – बारह खड़ी पर मॉडल / चाटण बनाए –

(अ) रोल नंबर 1-10 — क से झ

(आ) रोल नंबर 11-20 — ट से ध

(इ) रोल नंबर 21-30 — न से म

(ई) रोल नंबर 31-42 — य से ह

. किन्ही 5 जानवरों के मुखौटे बनाये ।

ENGLISH

1) Write 10 pages of handwriting in separate notebook.

2) Write 05 lines on yourself.

3) Write 05 times A to Z in small and capital letters.

4) As father day celebrate on 5 June ,So make a beautiful card for your father and bring it school .

5) Make a 3D model

of Roll no 1-5 -

Favourite Toy

Roll no 6-10 - Favourite

Vegetable

Roll no 11-15 - Favourite Fruit

Roll no 16-20 -Wild Animal

Puppet

Roll no 21-25 - Pet Animal

Puppet

Roll no - 26-30 - Animal

mask

Roll no - 31-35 Healthy food

Roll no - 36-40 Unhealthy

food .

6) Learn at least 05 poem with action .

7) Make a family tree chart.

MATHS

1. Write numbers from 1-100 and number names from 1-50. Learn number names.
2. Write the reverse counting from 100 to 1.
3. Paste any 5 mathematical shapes and write their names.
4. Make 5 groups of matchsticks, each group having 8 matchsticks.

HOLIDAYS HOMEWORK (2025-26)
CLASS-2

1. MATH –

- Learn and write Tables from 2-10.
- Learn and write number names from 1- 100.
- Solve the questions :-
 - (a)** $45 + 33$
 - (b)** $87 - 25$
 - (c)** $60 + 18$
 - (d)** $99 - 54$
- Make 5 of your own addition and subtraction sums.
- Project work :-
 - (a)** Roll no. 1-11 — Draw a clock with working hands .
 - (b)** Roll no. 12-22 — Make 10 patterns using different items such as match sticks , stickers , etc.
 - (c)** Roll no. 23-42 — make a model of place value .

2. हिन्दी-

- फलों के नाम, रंगों का नाम, दिनों के नाम , महीनों के नाम लिखें और याद करें |
- लिंग बदलो और वचन बदलो के 10 – 10 शब्द लिखें और याद करें |
- मेरे विद्यालय और मेरी सहेली पर 5-5 वाक्य लिखें और याद करें |
- हर सप्ताह एक सुलेख लिखें |
- किताब से रोज पढ़ने का अभ्यास करें |
- प्रोजेक्ट – बारह खड़ी पर मॉडल / चर्ट बनाए –
 - (अ) रोल नंबर 1-10 — क से झ
 - (आ) रोल नंबर 11-20 — ट से ध
 - (इ) रोल नंबर 21-30 — न से म
 - (ई) रोल नंबर 31-42 — य से ह

English

- Read stories under a shady tree.

Grow a little plant and watch it smile at you every morning!

Sing songs, dance around, and let your imagination fly.

1. Write 10 pages handwriting in English holiday notebook. Handwriting should be neat and beautiful.
2. Do the worksheet of opposites and vowels in the holiday homework notebook.
3. Practice reading a story book everyday.
4. Learn poem bicycle.
5. Take printout of the activity sheets shared below enjoy learning with colouring
6. Make a card for your mother on her special day mother's day and make her feel happy.

A. Find the opposite words of the following :

- | | |
|------------------|----------------|
| 1. arrival _____ | 2. big _____ |
| 3. bright _____ | 4. buy _____ |
| 5. care _____ | 6. clean _____ |
| 7. come _____ | 8. cruel _____ |
| 9. day _____ | 10. fast _____ |

B. Find out from Column III the opposites of the words in Column I and write them in column II.

Column I	Column II	Column III
1. ugly	_____	sunrise
2. warm	_____	sell
3. arrival	_____	lose
4. sunset	_____	beautiful
5. everywhere	_____	wide
6. ancient	_____	departure
7. win	_____	borrow
8. narrow	_____	cool
9. lend	_____	modern
10. buy	_____	nowhere
11. sharp	_____	shallow
12. deep	_____	blunt

Name: _____

Date: _____

Long Vowels Worksheet

A vowel is a speech sound made by the vocal cords.
(a, e, i, o, u) are the vowels in the English language.

Directions: Complete each word with a long vowel from the vowel list given below.

- | A | E | I | O | U |
|------------|---|---|--------------|---|
| 1. P__per | | | 13. r__de | |
| 2. r__dio | | | 14. w__de | |
| 3. l__bor | | | 15. s__ze | |
| 4. __pril | | | 16. b__wl | |
| 5. __ble | | | 17. sl__w | |
| 6. b__by | | | 18. m__w | |
| 7. f__male | | | 19. g__at | |
| 8. __vil | | | 20. __ak | |
| 9. __qual | | | 21. s__ak | |
| 10. l__gal | | | 22. __sual | |
| 11. c__dar | | | 23. f__ture | |
| 12. f__ve | | | 24. __niform | |

Activity worksheets

Picture Perfect

(Let's See a Picture)

Do you know these games? Write their names. Try to find out about them and play it with your friends. Write their name in the space provided.

Experiential Learning








Picture Perfect

(Let's Understand a Picture)

Look at the picture given below. Discuss the safety rules that are being followed in the picture. Do you follow them too? Write any two in the space provided.

Experiential Learning




Fun Time


(Let's Have Some Fun)


Art Integration

- 1 Colour the given bicycle. You can add your own accessories to it.



- 2 Colour these means of transport. Write (L) for land transport, (W) for water transport and (A) for air transport.


☐

☐

☐

12

Learning Values

(Let's Learn Some Values)

Look at the pictures given below. Observe and understand. Tick (✓) safe or sorry for each picture. Discuss your choice.

Critical Thinking



safe ☐ sorry ☐



safe ☐ sorry ☐




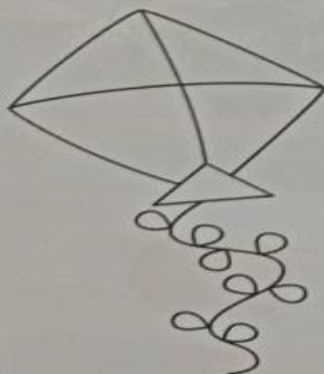
safe ☐ sorry ☐

Fun Time

(Let's Have Some Fun)

Colour the given kites. Do you fly them? Ask your grandparents, the games they used to play and how are they different from the games you play.

Art Integration



HOLIDAYS HOMEWORK (2025-26)

CLASS-3




Do's and Don'ts

Do's

- ❖ Wake up early and develop a morning routine.
- ❖ Start learning new skills like painting, dance, music or public speaking.
- ❖ Play games, sports and do a lot of physical activity, but only during the morning and evening hours.
- ❖ Visit your cousins or plan a trip with family.
- ❖ Help out your parents in family chores,
- ❖ Make sure to be consistent with the holidays' homework. Avoid completing it for the last day!
- ❖ Eat good food, drink plenty of water, and have lots of fun!

Don'ts

- ❖ Do not waste all your time playing video games and/or mobile games.
- ❖ Don't go out during the hours of peak sunshine. Try some interesting indoor activities.
- ❖ Do not oversleep, and do not let laziness take you over. Stay active during the vacations.



ENGLISH:-

1. Read the English textbook daily and identify the difficult words write any 30 words
2. Practice one page handwriting daily
3. Project work:- make a puppet, using waste material available at home.
4. Write 10 sentences on your own using the helping verbs(is, am, are, was, were)
5. Practice english conversation with your siblings/family members about any day to day life topic, record a short video of the same and share with your english teacher.
6. Find and write 10 fun facts about english language on A4 sheet.
7. Write five lines about the topics mentioned below:
 - a. My favourite game
8. Learn Chapter 'Colours' and 'Badal and Moti'

HINDI:-

1. अपनी पाठ्य पुस्तक से 2 कविताएं उचित हावभाव से याद करो।
2. स्वयं के बारे में 5 पंक्तियां लिखो।
3. अपनी पाठ्य पुस्तक से 50 कठिन शब्द लिखो।

4. पांच सुलेख लिखो। (सुंदर शब्दों में लिखो)
5. 2 बार बारहखड़ी लिखो।
6. दस ऐसे फलों की सूची बनाओ जिसमें आ, उ, ऊ, इ, ई तथा ए की मात्रा आती है। इन फलों के चित्र भी बनाए।
7. गर्मी के मौसम में आने वाले फलों और सब्जियों के नाम ए4 शीट पर लिखें और चित्र बनाए।
8. कक्षा के बोर्ड के लिए अलग-अलग चार्ट बनाओ।

MATHS:-

1. Write and Learn counting from 1 to 1000.
2. Write and Learn Tables from 2 to 15.
3. Prepare a colourful chart of 2 D shapes - Circle, Triangle, Square, Rectangle etc.
4. Prepare 3 D shapes with Hard Board - Sphere, Cube, Cuboid, Cone etc.
5. Practice for Addition, Subtraction, Multiplication and Division.

TWAU:-

1. Draw the picture of plant on an A4 size sheet and show different parts of the parts of the plant. (Root, Stem, Leaf, Flower, Bud etc). Colour different parts appropriately.
2. Draw or paste any five sources of water. Write the uses of water.
3. Collect information about your neighbours, what they do types of family they live with and how far they help each other in house activities
4. Learn Chapter 'My family' and 'Going to the Mela'

COMPUTER:-

1. Draw a poster on "What Can a Computer Do?"
Divide the poster into 4 parts:
 - Drawing
 - Playing games

- Watching videos
- Studying

Add small drawings or pictures

2. Memorize and write these in your notebook:

Abbreviation Full Form

CPU -Central Processing Unit

USB -Universal Serial Bus

RAM -Random Access Memory

ROM -Read Only Memory

WWW -World Wide Web

Note: Do all Holiday Homework in your Computer Notebook.

All this work must be done in a separate Holiday Homework Notebook.



HOLIDAY HOMEWORK (2025-26)
Class-IV

हिन्दी:-

1. 10 विलोम शब्द के जोड़े ढूँढ़ कर लिखो और उनके फ्लैश कार्ड बनाओ।
 2. 30 पृष्ठ सुलेख लिखो।
 3. हिंदी में छात्र प्रतिज्ञा लिखकर याद करो।
 4. 20 संज्ञा शब्द लिखो।
 5. 20 विशेषण शब्द लिखो।
 6. सभी मात्राओं वाले पाँच- पाँच शब्द लिखो।
- जैसे : ऊ की मात्रा: कबूतर, फूल आदि।
- नोट :- सभी बच्चों को हिंदी की न्यू पतली कॉपी लगानी है, जिसमे यह कार्य करना है।

ENGLISH: -

1. Write 10 pages handwriting on A4 size white sheet.
2. Make a dictionary of new words in Alphabetical order from the first two Lessons. (Ten pages) A4 size sheet
3. Learn 5 lines in English about My self, My school, My best friend and my country.
4. Read Unit 1 (together we can, The Tinkling Bell) and learn spellings of difficult words
5. Read English newspaper daily.

MATH: -

1. Write and learn tables 2 to 20.
2. Make cutout of 2D and 3D shapes and paste on A4 size sheet.
3. Do 10 division problems.
4. Revise chapter 1.

Note: - *Work should be on A4 size sheet.*

TWAU:-

1. Write name of states with their capitals.
2. Write name of 5 neighboring countries of India.
3. Paste pictures of different means of communication.
4. Write down the habitat of animals and paste their pictures. [Hint-Land, Water, Air]

Note: - *Work should be on A4 size sheet.*

COMPUTER:-

1. Write the shortcut keys:
To print a document _____
To exit MS Word _____
To Cut _____

To Copy _____

To Paste _____

To Select the entire document _____

Undo _____

2. Write full forms of the following abbreviations:

a) RAM b) MB c) KB d) GB e) TB f) ROM g) CD h) DVD

3. Draw a colorful poster on “Good Habits While Using the Computer”

Note: Do all the Holiday Homework in your Computer Notebook.

HOLIDAYS HOMEWORK (2025-26)
Class-V

MATHS:-

1) Money Management (Budgeting)

Pretend you have a budget of ₹500 for the week. Plan and write down how you would spend the money on different activities or items (e.g., snacks, books, toys). Make sure to include calculations for addition and subtraction to stay within the budget.

Make a budgeting chart and see how much you can save by the end of the week.

2) Create a garden on paper using different shapes, flowers, or trees made of symmetrical patterns. Draw at least 5 different patterns that repeat symmetrically (like rows of flowers, leaves, etc.).

Colour the garden and explain the symmetry in each shape or pattern.

3) Solve maths worksheets after taking printout.

TWAU:-

1) Explain the benefits of balance diet & regular exercise (A4 size sheet). Paste pictures also.

2) Difference between healthy and Unhealthy food. Draw or paste pictures too. (A4 SHEET)

3) Explain the journey of food from farm to plate. Draw or paste pictures too. (A4 sheet)

4) Explain the importance of diversity in eating habits. Draw or paste pictures too. (A4 SHEET)

हिन्दी:-

1. निम्न विषयों के बारे में 10 - 10 पंक्तियां लिखिए

क) मेरा परिचय

ख) मेरा विद्यालय

ग) मेरा प्रिय मित्र

घ) मेरा पसंदीदा त्योहार

2. कोई 10 शब्द लिखकर निम्न शब्दों की अंत्याक्षरी को पूरा करें

क) टमाटर -

ख) आदमी -

3. संवाद लेखन

1. दरवाजा और खिड़की

2. मेज़ और कुर्सी

3. पेड़ और हवा

4. पत्तों की सहायता से किन्हीं 2 जानवरों के चित्र बना कर चिपकाएं और उनके बारे में 5 पंक्तियां लिखें।

5. निम्न शब्दों का प्रयोग करते हुए कोई 2 - 2 वाक्य बनाओ -

क) क्यों

ख) कहाँ

ग) कब

घ) कैसे

ङ) क्या

ENGLISH:-

Q1) Complete the following story in about 100 words. (A4 SHEET)

Vijaya is a young girl. She lives with her father, mother, grandmother and grandfather in a small village. Each day _____

Q2) Poem: (DO THIS IN NOTEBOOK)

This is my story

You must have seen me

in the rain

Sitting in a lot

the pond or

in a drain.

As a child

This is my story I splash and splash

Looking somewhat

like a fish.

But I'm called a tadpole then

I don't use my hands

To catch my food;
My tongue, it flicks-
And does the trick!
I live happily
On land or water
And in the dampest quarter.
I am coloured
Like the plants and leaves
Can you tell a frog from trees?
We have our songs
And love to sing,
Though to you, no doubt
It sounds like croaking.
Have you seen
My webbed feet
They help me swim
On watery sheet.

A. Answer the following questions



1. What is the main theme of the poem?
2. What type of habitat do frogs live in?
3. How does a frog catch its food?
4. What helps the frog to swim?

Q3) Signs: (NOTEBOOK)

Identify the following symbols and write their meanings.

Help box

- School ahead
- No littering
- Gents restroom
- Handicapped
- Drive slow
- U turn
- No honking
- Ladies restroom
- Right turn
- No left turn
- Danger ahead



Computer:-

1. Write 5-6 lines about:

I. How you use computers at home or school

II. What you like most about computers

2. Make a small colorful poster on: "Be Safe Online!"

3. Write and learn the following abbreviations:

USB, ROM, RAM, WWW, HTML, Wi-Fi, CD, LED

Note: Do all the Holiday Homework in your Computer Notebook



तत् त्वं पूषन् अपावृणु
केन्द्रीय विद्यालय संगठन