



**PM SHRI KENDRIYA VIDYALAYA ,
AFS Bawana**

SUMMER VACATION

HOLIDAY HOMEWORK

CLASS: IV

TWAO

- 1. Draw a map of India on A4 size Sheet.**
- 2. Make poster on the following topics**
Roll No. 1 to 10 : Van Mahotsav
Roll No 11 to 20 : Rain Water Harvesting
Roll No. 21 to 30 : Save Environment
Roll No 31 to 40 : Harvest Festivals
- 3. Keep a water bowl on your terrace for birds and refill it everyday.**
- 4. Make artefacts using natural things .(A4 size sheet)**
- 5. Revise Chapter 1 'Living Together' for PT 1.**

CLASS - 4

SUBJECT	HOMEWORK
ENGLISH	1 Write your name on A4 sheet . Find its meaning in English from dictionary. Make five words from each letter of it.
	2 Write 10 news headlines (of different dates on A4 sheet related to school/ children/ education. You may also paste the cuttings from newspaper.
	3 Draw or paste pictures along with names on any one topic - 10 Opposite words OR One many OR Action words to make flash cards.(one big pic with name on each side of sheet)
	4. Make a Mother's day / Father's day card . Write few lines in English thanking them or telling them their importance for you.
	5 Write a story or poem on Unity or Teamwork OR Write a paragraph about the places you visited during the vacation. Its location/ famous places to visit there/ food / dress / weather etc.
	6 Read a story book of your choice. Write about its characters, gist and moral values it taught on a A4 sheet.

ग्रीष्मकालीन अवकाश गृहकार्य (Summer Vacation Holiday Homework)

1. लेखन कार्य:

- ✍ निबंध लेखन: (100 शब्दों में किसी 2 विषयों पर)
- - मेरा बचपन
- - ग्रीष्मकालीन अवकाश का अनुभव
- - मेरा प्रिय खेल
- ✍ संवाद लेखन:
- - किसी एक दिन की अपने परिवार के सदस्यों से हुई बातचीत को संवाद के रूप में लिखिए

2. पठन कार्य:

- 📖 एक हिंदी कहानी की किताब पढ़िए (जैसे *पंचतंत्र* / *अकबर-बीरबल*)
- अपने आस पास उपलब्ध लिखित सामग्री को पढ़ें (जैसे अखबार)

3. रचनात्मक कार्य:

- 🎨 पोस्टर बनाना:
- - विषय: "जल संरक्षण" या "पेड़ बचाओ"।
- ✍
- - गर्मी के मौसम में आने वाले 5 फलों और 5 सब्जियों के चित्र बनाकर

उनके लाभ पर 5-5 वाक्य चार्ट पर लिखें।

4. अभ्यास कार्य (व्याकरण):

- विलोम शब्द, पर्यायवाची शब्द, लिंग बदलो, वचन बदलो के 10-10 उदाहरण लिखिए।
- 5 मुहावरे याद करिए और उनका वाक्य में प्रयोग करिए।

5. मौखिक कार्य:

- एक हिंदी कविता याद करें और कक्षा में सुनाएँ।
- अ से अं तक की मात्राओं के 10 शब्द रोजाना पढ़ें।

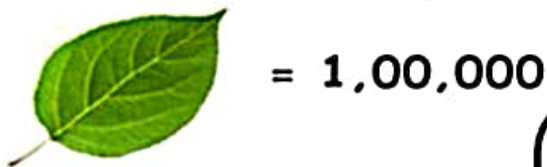
नोट:

- - कार्य को सुंदर और साफ-सुथरे ढंग से करें।
- - चित्रों व रंगों का प्रयोग करें।
- - समय पर जमा करें।

MATHEMATICS

DO ON A-4 SHEETS

Given below are leaves of different trees. Match the leaves with their names. If each of them represents the respective value, solve the questions that follow-



Strawberry leaf

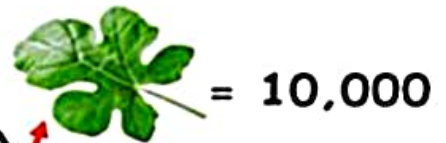
Banana leaf

Papaya leaf

Mango leaf

Muskmelon leaf

Apple leaf



Write the number formed (use commas) -

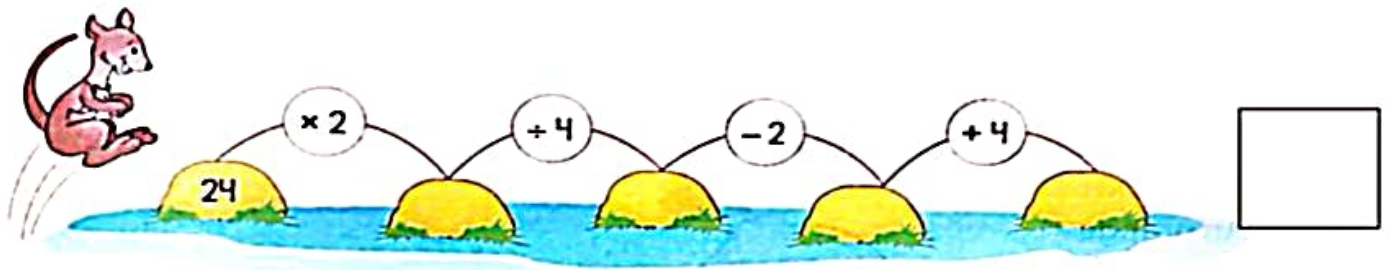


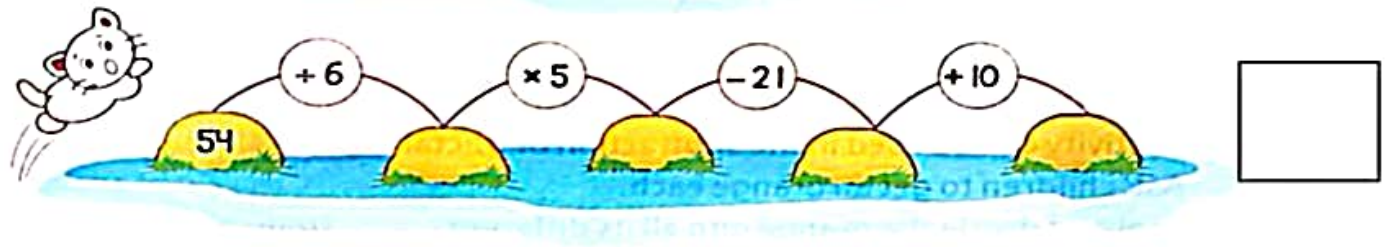
To revise basic operations.


To develop analytical and problems solving skills.

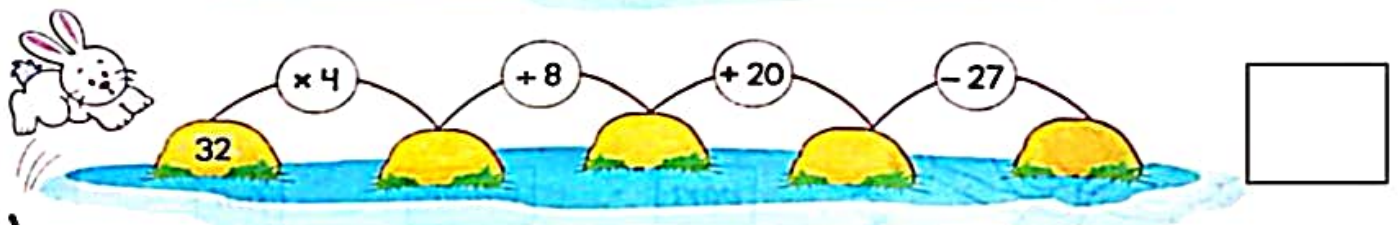
Animals are a part of the natural world and play an important role in many ecosystems. They can have significant impacts on their environments and interact with other living and non-living things in various ways.


The picture below shows animals having fun with each other. Now, you are the referee of this game. Solve the sums and find the winner of this hip-hop race.













And the winner is _____

Material Required:

- 1) Colourful Clay – 2 pieces
- 2) Symmetrical leaves
- 3) Paints, Brushes

Instructions:

- Make a rectangular/ circular shape using clay.
- Collect the symmetrical leaves from the garden/ park.
- Imprint the leaves on the clay and let it dry for few hours.
- Paint the symmetrical leaf on the clay and write the plant/ tree name on the back of the clay.



Word Based Mixed Operations Puzzle

	1			2			3
4			5			6	
		7			8		
	9			10			11
12			13			14	
		15			16		
	17			18			19
20			21			22	

Complete all the operations described to solve all the squares in the puzzle.

Across

1. Subtract 21 from 79
2. Subtract 23 from 51
4. Multiply 8 by 3
5. Subtract 16 from 53
6. Subtract 54 from 150
7. Divide 344 by 8
8. Subtract 15 from 70
9. Multiply 5 by 3
10. Subtract 13 from 49
12. Divide 644 by 14
13. Multiply 11 by 2
14. Add 39 and 28
15. Divide 300 by 4
16. Subtract 10 from 45
17. Multiply 43 by 2
18. Add 1 and 47
20. Divide 440 by 10
21. Add 25 and 4
22. Add 22 and 17

Down

1. Divide 702 by 13
2. Add 21 and 6
3. Subtract 19 from 45
4. Multiply 7 by 3
5. Divide 132 by 4
6. Divide 380 by 4
7. Subtract 40 from 85
8. Multiply 14 by 4
9. Subtract 14 from 30
10. Multiply 8 by 4
11. Add 19 and 38
12. Add 46 and 1
13. Subtract 17 from 42
14. Divide 195 by 3
15. Add 57 and 19
16. Subtract 19 from 57
17. Multiply 12 by 7
18. Divide 245 by 5
19. Add 5 and 14

c) Find the difference between the greatest and smallest PIN codes.

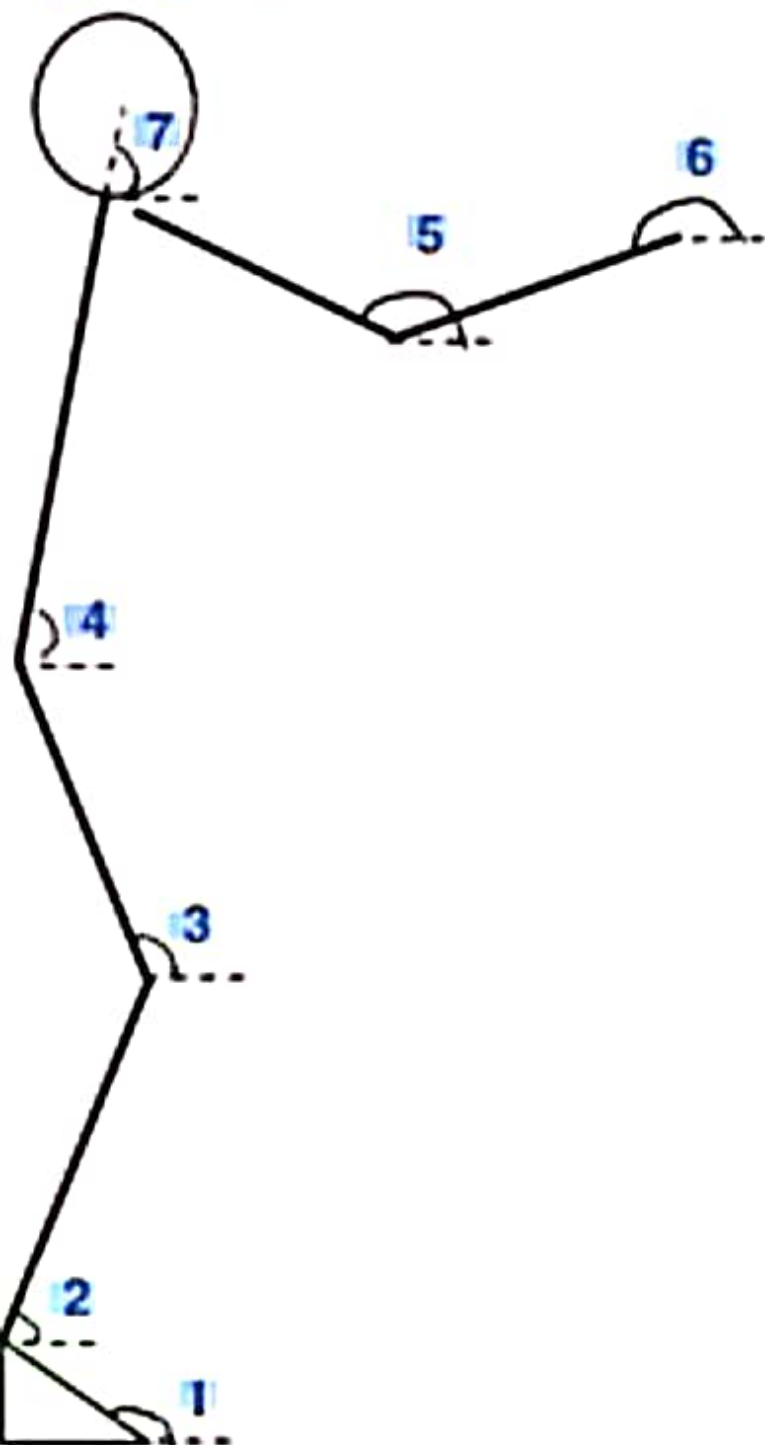
2. Calendar:

Take an old calendar/ magazine/ newspaper etc. Cut out any 5-digit from it and paste it on an A-4size sheet. Form the smallest and the greatest 5-digit number, using each digit once and writing the numbers so formed on that sheet only. (To be done in the Portfolio File)

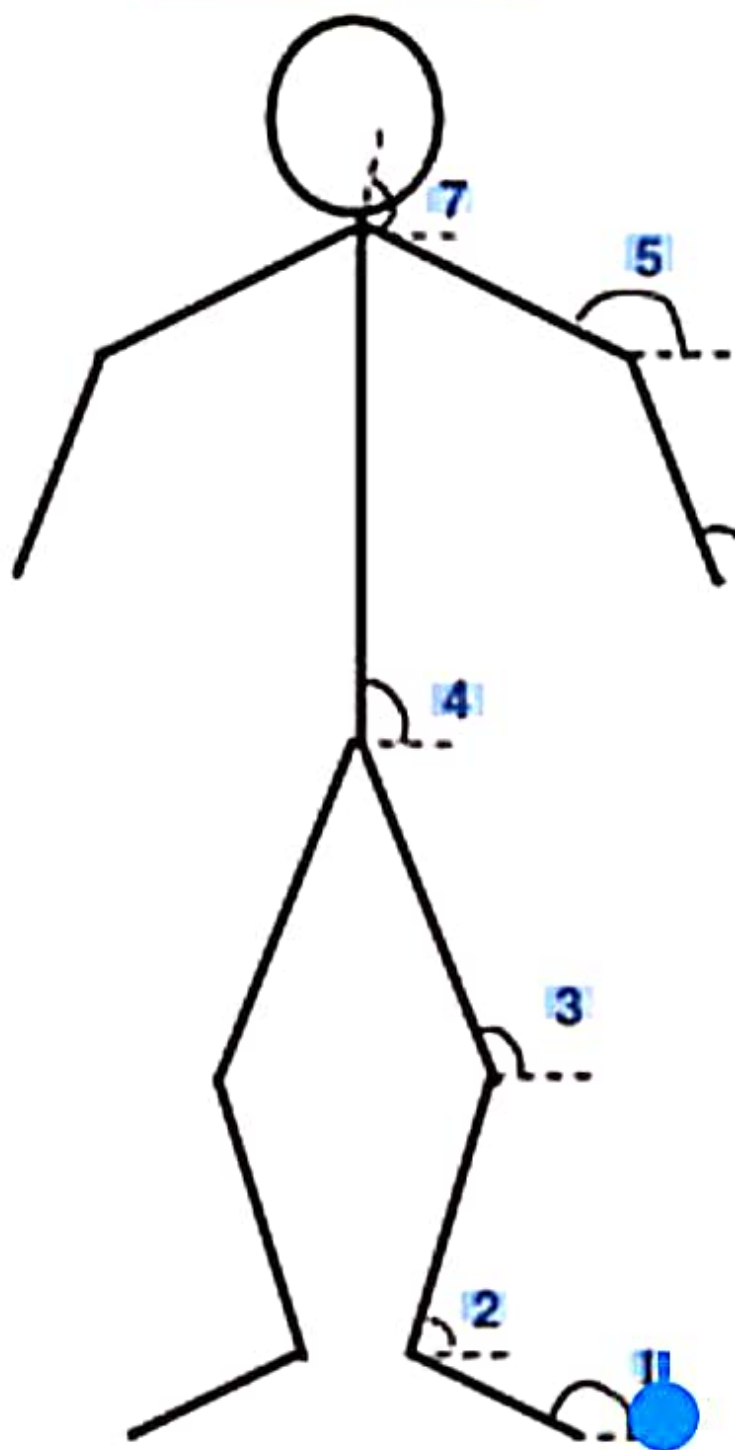
Write the type of angle

1. Right angle
2. Acute angle
3. Obtuse angle

a Sagittal plane



b Frontal plane





PM SHRI KENDRIYA VIDYALAYA , AFS Bawana

SUMMER VACATION

HOLIDAY HOMEWORK

CLASS: IV

TWAU

- 1. Draw a map of India on A4 size Sheet.**
- 2. Make poster on the following topics**
 - Roll No. 1 to 10 : Van Mahotsav**
 - Roll No 11 to 20 : Rain Water Harvesting**
 - Roll No. 21 to 30 : Save Environment**
 - Roll No 31 to 40 : Harvest Festivals**
- 3. Keep a water bowl on your terrace for birds and refill it everyday.**
- 4. Make artefacts using natural things .(A4 size sheet)**
- 5. Revise Chapter 1 'Living Together' for PT 1.**