

PM SHRI KENDRIYA VIDYALAYA SIDDIPET

MULTI-DISCIPLINARY PROJECT (ART INTEGRATED PROJECT)

THEME: “Healthy Living & Smart Habits”

(CLASS-III)

Introduction

Good habits help us stay healthy, active, and happy. In this project, students will learn about **healthy food, daily routines, cleanliness, and fitness** through different subjects. They will **write, calculate, observe, and draw** to understand how to take care of their body and surroundings. This will develop **discipline, awareness, and life skills**.

General Instructions

- Use **A4 size sheets**
 - Maintain **neat handwriting**
 - Use **colours and drawings in every answer**
 - Write answers in your **own words**
 - Complete all questions carefully
 - Submit with a **cover page**
-

Cover Page

🗨️ **Title:** *Healthy Living & Smart Habits*

Draw and colour:

- Healthy food / exercise / clean surroundings
-

SUBJECT: ENGLISH

Q1. Healthy Food

-Think about the food you eat every day.

-Write **8–10 sentences** by answering these points:

- What is healthy food? (food that keeps us strong and active)
- Name at least **5 healthy foods** (fruits, vegetables, milk, etc.)
- Why should we eat healthy food?
- What happens if we eat too much junk food?

🗨️ Draw and colour **at least 5 healthy food items** and label them.

Q2. My Daily Routine

-Think about your full day from morning to night.

-Write **8–10 sentences**:

- What time do you wake up?
- What do you do in the morning?
- What do you do in school?
- What do you do in the evening?
- What time do you sleep?

☺ Draw your **daily routine in 3–4 parts** (morning, school, evening, night).

Q3. Good Habits

-Think about good habits that keep you clean and healthy.

-Write **any 8 good habits** (like brushing teeth, washing hands).

-Write **one simple sentence for each habit**.

Example:

Brush teeth – We should brush our teeth twice a day.

☺ Draw **any 3 good habits** clearly.

Q4. Picture Description

-Draw a picture of children playing or exercising.

-Write **6–8 sentences** by answering:

- Where are the children?
- What activities are they doing?
- How do they feel?
- Why is exercise important?

☺ Colour and **label the activities** (running, jumping, etc.)

SUBJECT: HINDI

Q1. स्वस्थ जीवन

-“स्वस्थ जीवन” के बारे में सोचिए

- (8–10) वाक्य लिखिए:

- स्वस्थ रहने के लिए क्या करना चाहिए?
- कौन सा भोजन अच्छा होता है?
- व्यायाम क्यों जरूरी है?

☺ स्वस्थ जीवन का चित्र बनाइए

Q2. मेरी दिनचर्या

-सुबह से रात तक अपने कामों के बारे में सोचिए

- (8–10)वाक्य लिखिए:

- सुबह क्या करते हैं?
- स्कूल में क्या करते हैं?
- शाम को क्या करते हैं?

☺ दिनचर्या का चित्र बनाइए

Q3. अच्छी आदतें

-8 अच्छी आदतें लिखिए

-हर आदत पर 1 वाक्य लिखिए

☺ 3 आदतों का चित्र बनाइए

Q4. चित्र वर्णन

-खेल या व्यायाम का चित्र बनाइए

-6 वाक्य लिखिए:

- बच्चे क्या कर रहे हैं?
- उन्हें कैसा लग रहा है?

☺ रंग भरिए और नाम लिखिए

SUBJECT: MATHEMATICS

Q1. Healthy Food Shopping

-Imagine you are buying healthy food from a shop.

-Write **5 food items with their prices**

-Add all the prices to find the **total cost**

Example:

Apple – ₹20

Milk – ₹30

☺ Draw the food items and colour it.

Q2. Time Management

- Write your daily routine with time
- Mention at least **5 activities with time**

Example:

Wake up – 6:00 AM

🕒 Draw **2 clocks** showing any two times

Q3. Measurement

-Measure your:

- Height
- Weight

-Write the measurements clearly with units (cm, kg)

🕒 Draw yourself and label measurements.

Q4. Data Handling

-Ask 5 friends: “Do you exercise daily?”

-Write answers in a table

-Count:

- How many said YES
- How many said NO

🕒 Draw a simple **bar graph**

SUBJECT: TWAU (THE WORLD AROUND US)

Q1. Healthy Habits

-Write 5 ways to stay healthy

- What should we eat?
- What should we do daily?

🕒 Draw healthy activities

Q2. Clean Environment

-Write 5 ways to keep surroundings clean

- What should we do?
- What should we not do?

☺ Draw clean vs dirty place

Q3. Food We Eat

Write names of:

- 5 healthy foods
- 5 junk foods
- Also write: Which is good and why?

☺ Draw 2 healthy + 2 junk foods

Q4. Importance of Exercise

Write 5–6 sentences:

- What is exercise?
- Why is it important?
- What happens if we don't exercise?

☺ Draw children doing exercise

FINAL ART INTEGRATION TASK

Poster Making

Topic: **“Eat Healthy, Stay Fit”**

Follow these steps:

- Draw a big picture
 - Write 1–2 slogans
 - Use bright colours
 - Keep it neat and attractive
-

Assessment Rubrics

Criteria	Marks
Creativity & Drawing	5
Presentation	5
Subject Understanding	5
Neatness	3
Completion	2

Criteria	Marks
Total	20 Marks

PM SHRI KENDRIYA VIDYALAYA SIDDIPET

MULTI-DISCIPLINARY PROJECT (ART INTEGRATED PROJECT)

THEME: “Our Earth – Resources & Responsibility”

(CLASS-IV)

Introduction

Earth provides us with many resources like water, air, soil, plants, and minerals. These resources are limited, so we must use them wisely. In this project, students will learn about **natural resources, conservation, environment protection, and responsible living**. Through writing, calculations, observation, and drawing, students will understand how their actions affect the Earth and how they can help protect it.

General Instructions

- Use **A4 size sheets**
 - Maintain **neat handwriting**
 - Use **colours and drawings in every answer**
 - Write answers in your **own words**
 - Follow all steps given in each question
 - Submit with a **proper cover page**
-

Cover Page

Title: *Our Earth – Resources & Responsibility*

Draw and colour:

- Earth, trees, water, saving environment
-

SUBJECT: ENGLISH

Q1. Natural Resources

-Think about resources we get from Earth.

- Write **10–12 sentences**:

- What are natural resources?
- Name different types (water, air, soil, forests)
- Why are they important?
- What happens if we waste them?


Creative Work:

Draw Earth and show different resources around it.

Q2. Save Environment

-Write a short paragraph (8–10 sentences):


- What is environment?
- Why should we protect it?
- What can you do to save environment?

 Draw actions like planting trees, saving water.

Q3. Vocabulary & Usage

-Write 10 words related to environment

-Make meaningful sentences for each

 Draw small pictures for at least 5 words

Q4. Picture Description

-Draw a polluted vs clean environment scene

-Write 8–10 sentences:

- What differences do you see?
- Which one is better and why?


 Colour and label both sides clearly

SUBJECT: HINDI

Q1. प्राकृतिक संसाधन

-(10–12) वाक्य लिखिए:

- प्राकृतिक संसाधन क्या हैं?
- इनके प्रकार
- इनका महत्व

 पृथ्वी और संसाधनों का चित्र बनाइए

Q2. पर्यावरण संरक्षण

-(8–10) वाक्य लिखिए:

- पर्यावरण क्यों महत्वपूर्ण है?
- हम इसे कैसे बचा सकते हैं?

🎨 पेड़ लगाते हुए चित्र बनाइए

Q3. शब्द भंडार

-पर्यावरण से जुड़े 10 शब्द लिखिए

-हर शब्द से वाक्य बनाइए

🎨 5 शब्दों के चित्र बनाइए

Q4. चित्र वर्णन

- स्वच्छ और प्रदूषित वातावरण का चित्र बनाइए

-8 वाक्य लिखिए

🎨 अच्छे से रंग भरिए

SUBJECT: MATHEMATICS

Q1. Water Usage Calculation

-Write water used in one day at your home:

- Drinking
- Cooking
- Bathing

-Estimate quantity (in litres)

-Find **total water used**

🎨 Draw water usage chart

Q2. Electricity Bill

-Assume:


- 1 unit = ₹5
- If your home uses 50 units,
- Find total bill

🎨 Draw meter or bulb usage

Q3. Measurement & Data

Measure:

- Height of 2 plants
Write in cm


 Draw plants with measurements

Q4. Data Handling

-Ask 5 people: “Do you save water?”
-Record answers

Make:

- Table
- Bar graph


 Draw neat graph

SUBJECT: TWAU (THE WORLD AROUND US)

Q1. Types of Resources

Write about:


- Renewable resources
- Non-renewable resources
Give examples

 Draw both types

Q2. Save Water & Energy

Write 6 ways to:

- Save water
- Save electricity

 Draw actions

Q3. Pollution

Write 6–8 sentences:

- What is pollution?
- Types (air, water, land)
- Effects

🎨 Draw polluted environment

Q4. My Role

Write 6–8 sentences:

- How can you help Earth?
- What habits will you follow?

🎨 Draw yourself helping Earth

FINAL ART INTEGRATION TASK

🎨 Poster Making

Topic: “Save Earth, Save Future”

Follow steps:

- Draw a big picture
 - Add 2–3 slogans
 - Use bright colours
 - Make it neat and attractive
-

Assessment Rubrics

Criteria	Marks
Creativity & Drawing	5
Presentation	5
Understanding	5
Neatness	3
Completion	2
Total	20 Marks

PM SHRI KENDRIYA VIDYALAYA SIDDIPET

MULTI-DISCIPLINARY PROJECT (ART INTEGRATED PROJECT)

THEME: “My Colourful India – Culture, Nature & Creativity”

(CLASS-V)

Introduction

India is a land of rich diversity where culture, traditions, nature, and daily life are closely connected. This Multi-Disciplinary Project aims to help students explore and understand this diversity through an integrated learning approach. By connecting different subjects like English, Hindi, Mathematics, and The World Around Us (TWAU), students will gain meaningful knowledge that goes beyond textbooks.

Through this project, students will observe their surroundings, express their ideas through language, apply mathematical concepts in real-life situations, and develop awareness about the environment and society. Activities are designed to encourage creativity, critical thinking, communication skills, and problem-solving abilities.

The project also promotes values such as respect for culture, care for nature, cleanliness, and cooperation. By engaging in drawing, writing, measuring, and exploring, students will learn by doing, which makes learning more enjoyable and effective. Overall, this Art Integrated Project ensures holistic development by combining knowledge, skills, and creativity.

General Instructions

- Use **A4 size sheets**
 - Maintain **neat handwriting**
 - Use **colours, drawings, and creativity in every answer**
 - Write **answers in your own words**
 - Each question must include **drawing/art work**
 - Submit with a **proper cover page**
-

Cover Page

🎨 **Title:** *My Colourful India*
Draw and colour:

- Indian culture (festival / village / nature / people)
-


SUBJECT: ENGLISH

Q1. My Favourite Place

-Think about a place in India you like (park, village, temple, beach, etc.)

-Write **8–10 easy sentences**:

- What is the name of the place?
- Where is it?
- Why do you like it?
- What can we see there?


 Creative Work: **Draw and colour that place.**

Q2. If I Were a Tree

-Imagine you are a tree.

-Write **6–8 sentences**:

- Where are you growing?
- What do you give to people/animals?
- How do you feel in rain/summer?

 Creative Work: **Draw and label parts of the tree**

Q3. Nature Words

-Write **10 words related to nature** (tree, river, sun, etc.)

-Make **one simple sentence** for each word.

 Creative Work: **Draw small pictures for each word**

Q4. My Surrounding Scene

-Draw a **village or city scene**

-Write **5–6 sentences**:

- What do you see?
- Who are the people?
- What are they doing?

 Creative Work: **Colour and label important parts**

SUBJECT: HINDI

Q1. मेरा प्रिय त्योहार

-किसी एक त्योहार के बारे में सोचिए

- (8–10) वाक्य लिखिए:

- त्योहार का नाम
- कब मनाते हैं

- कैसे मनाते हैं
- आपको क्यों पसंद है

🎨 रचनात्मक कार्य: त्योहार का चित्र बनाइए और रंग भरिए

Q2. यदि मैं एक पक्षी होता/होती

-कल्पना कीजिए कि आप एक पक्षी हैं

- 6-8 वाक्य लिखिए:

- आप कहाँ उड़ेंगे
- क्या खाएँगे
- आपको कैसा लगेगा

🎨 रचनात्मक कार्य: पक्षी का चित्र बनाकर रंग भरिए

Q3. प्रकृति के शब्द

-प्रकृति से जुड़े 10 शब्द लिखिए

-हर शब्द से एक वाक्य बनाइए

🎨 रचनात्मक कार्य: प्रत्येक शब्द का छोटा चित्र बनाइए

Q4. चित्र वर्णन

-पहाड़, नदी, पेड़ वाला एक चित्र बनाइए

-5 वाक्य लिखिए कि आप क्या देख रहे हैं

🎨 रचनात्मक कार्य: पहाड़, नदी, पेड़ आदि का चित्र बनाइए, अच्छे से रंग भरिए |

SUBJECT: MATHEMATICS

Q1. Daily Life Maths

Think about things you buy from a shop (like milk, fruits, biscuits, etc.)

-Write **names of 5 items**

-Write the **price of each item**

-Add all the prices and find the **total cost**

🎨 **Creative Work:** Draw the 5 items and colour them.

Q2. Sharing Concept

You have ₹100

-You want to share it **equally among 5 friends**

-Find: How much money will each friend get?

🎨 **Creative Work:** Draw 5 children and show how you are sharing money equally.

Q3. Measurement Activity

Take any **3 objects at home** (like a book, table, bottle)

-Measure their **length or height** using a scale or measuring tape

-Write the measurement in **cm or m**

🎨 **Creative Work:** Draw the objects and write their measurements beside them.

Q4. Data Handling

Ask 5 friends: “**What is your favourite fruit?**”

- Write their answers in a **table**

Example:

| Name | Fruit |

-Count how many students like each fruit

🎨 **Creative Work:** Draw a **pictograph (fruit pictures)** to show the data.

SUBJECT: TWAU (THE WORLD AROUND US)

Q1. Save Water

-Water is very important for us.

-Write **any 5 simple ways** to save water.

(Example: Turn off tap, do not waste water, etc.)

🎨 **Creative Work:** Draw and colour a picture showing how we can save water.

Q2. Cleanliness

-Clean surroundings keep us healthy.

-Write **5 good habits** to keep your home and school clean.

(Example: Use dustbin, do not throw garbage, etc.)

🎨 **Creative Work:** Draw two pictures:

- i. One **clean place**
 - ii. One **dirty place**
-

Q3. Plants & Animals

- Look around your home or school.
- Write the names of:

- 5 plants
- 5 animals

🎨 **Creative Work:** Draw and colour **any 2 (plants or animals)** neatly.

Q4. My Surroundings

- Think about your home or school surroundings.
- Write **5–6 simple sentences:**

- What do you see?
- Who lives or works there?
- What activities happen there?

🎨 **Creative Work:** Draw a picture of your surroundings (home or school) and colour it.

FINAL ART INTEGRATION TASK

Poster Making

Topic: “Save Nature” / “Clean India”

- Add slogan
 - Use colours
 - Make it attractive
-

Assessment Rubrics

Criteria	Marks
Creativity & Drawing	5
Presentation	5
Subject Understanding	5
Neatness	3
Completion Of Time	2
Total	20 Marks

