



KENDRIYA VIDYALAYA SIDDIPET

HOLIDAY HOMEWORK FOR TERM-1 (2025-26)

ENGLISH

READING TASK:

1. Read the Chapters of your new textbook "POORVI" and underline/highlight difficult words in the textbook only and using dictionary write meanings with pencil in the textbook.

WRITING TASK:

2. Write one small paragraph in cursive hand-writing daily for 30 days (Date-wise) in your homework notebook.

CREATIVE SKILL TASK:

3. Water scarcity is a major issue that is rising very rapidly in modern-day India. The problem has become so severe that in many states the ground water has almost dried up and people have to depend on water supply from other sources.

Design a poster, using a full sized chart, highlighting the above information to spread awareness to "SAVE WATER"

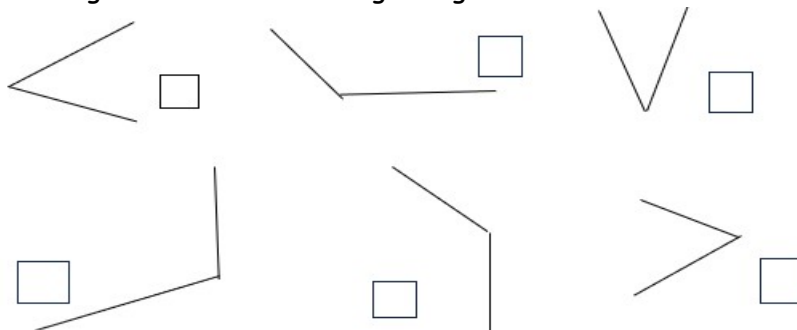
RUBRICS: Creativity:3m

Sensitizing people towards the theme with appropriate slogans: 2m
(Any two slogans)

MATHS

Note: Do it in Homework (HW) book.

- Place commas correctly and write the numerals.
 - Seven Crore four lakh sixty nine.
 - Eighty seven million eight hundred twenty five thousand fifty two
 - Forty six lakh thirty thousand ten.
 - One lakh six thousand
 - Nine crore nine lakh nine thousand nine.
- Arrange the following numbers in ascending and descending order.
199988, 1704382, 200175, 1702497, 1712040
- The product of two numbers is 36. Their sum is twenty. What are the numbers?
- Write the numbers from 1 to 50 in roman numerals.
- Find the difference between the largest and the smallest six digit numbers formed by using the digits 0, 3, 5, 9, 2 and 1.
- What is the difference between the smallest 7 digit number and the largest 6 digit number?
- Learn and write the tables from 2 to 20 two times.
- Colour the boxes next to the angles
If the angle is greater than a right angle = red
If the angle is smaller than a right angle = blue



- Write any 3 examples from your surroundings for each of the following angles:
 - Acute angle
 - Obtuse angle
 - Right angle
 - Straight angle

SUBJECT ENRICHMENT ACTIVITIES (Do it in Activity file)

Activity - 1: Solve the puzzle given below

12	+		=	36			
		÷		÷			
	-		=	4			
x		=		=		÷	
		6			x	5	=
=						=	
56		20	-		=	11	
		+		x			
84	÷		=				

Activity - 2: Complete the number patterns below. Write the rule for each.

- I. 5, 10, 20, 40, 80, 160, _____, _____, _____, _____, _____.
- II. 6, 12, 22, 44, 54, 108, 118, _____, _____, _____, _____, _____.
- III. 17, 34, 35, 70, 71, 142, 143, _____, _____, _____, _____, _____.
- IV. 178, 172, 166, 160, 154, _____, _____, _____, _____, _____.
- V. 15, 45, 135, 405, 1215, _____, _____, _____, _____, _____.


Write your own pattern following this rule: $\times 4 + 2$.

Activity - 3: Do the below activity using matchsticks.

Matchstick Patterns


Complete the table for each sequence of matchstick shapes. Use the function rule for finding the number of matchsticks needed for the shape in the 20th position.

1




Shapes Number	1	2	3	4	5	6	7	8	9	20
Number of Matchsticks	3	5	7	9	11					
Function Rule	Number of Matchsticks = _____ × _____ + _____									

2




Shapes Number	1	2	3	4	5	6	7	8	9	20
Number of Matchsticks	5	9	13	17						
Function Rule	Number of Matchsticks = _____ × _____ + _____									

3



Shapes Number	1	2	3	4	5	6	7	8	9	20
Number of Matchsticks	4	7	10	13						
Function Rule	Number of Matchsticks = _____ × _____ + _____									

4



Shapes Number	1	2	3	4	5	6	7	8	9	20
Number of Matchsticks	6	11	16	21						
Function Rule	Number of Matchsticks = _____ × _____ + _____									

SCIENCE

TOPIC: BIODIVERSITY AND MINDFUL EATING

Section 1: Critical Thinking

1. What would happen if all the plants in a forest ecosystem disappeared?
2. What are the consequences of not eating a balanced diet?

Section 2: Creative Thinking

1. Draw a futuristic city with sustainable ecosystems and healthy food systems.

Section 3: Competency-Based Questions

1. Analyzing: Compare and contrast two different ecosystems (e.g., desert and rainforest).
2. Problem-Solving: Suggest ways to reduce food waste and promote mindful eating.

Section 4: Application-Based Questions

1. Prepare a Science Scrapbook **Topic: "Types of Plants and Animals"**
Task: Collect pictures from old magazines or printouts and paste them in a notebook. Label: Write 5 lines about each.
2. Plan a healthy meal for a week, considering nutritional benefits and environmental impact.

Instructions

- Use diagrams, illustrations, and examples to support your answers.
- Do all work in homework notebook if special instruction is not given.
- Complete the assigned tasks on your own, without referring to online resources like Google or other help sites.
- Feel free to ask your parents, guardians, or elders for guidance and clarification on the questions.
- Use your creativity and understanding to write your answers.

SUBJECT: SOCIAL SCIENCE

Note: Do it in Homework (HW) book.

GEOGRAPHY

1. **Map Work:** Practice locating and labeling states, capitals, major rivers, mountains, and geographical features on an outline map of India.
2. **Project on Natural Resources:** Research and prepare a project on the distribution, use, and conservation of natural resources like water, forests, or minerals in India.

ECONOMICS

1. **Project on Economic Activities:** Research and write about different economic activities (like agriculture, industry, or services) and their role in the Indian economy.

SUBJECT ENRICHMENT ACTIVITIES (Do it in Activity file)

1. Choose a historical monument or a famous historical figure from ancient India (like the Indus Valley Civilization, Vedic Period, or Mauryan Empire). Prepare a project that includes:
 - A brief history of the monument or figure.
 - Its significance in Indian history.
 - Pictures or drawings related to the topic.
2. Create a timeline of major events in ancient Indian history, covering different dynasties or civilizations.
3. Create a visual representation of the structure and functions of different levels of government (local, state, nation).

KENDRIYA VIDYALAYA SIDDIPET
SUMMER HOLIDAYS HOMEWORK (02.05.2025-20.06.2025)

कक्षा – 6 विषय – संस्कृत

1. संस्कृत भाषा में छात्र-प्रतिज्ञा लिखकर याद कीजिए।
2. स्वर, व्यंजन एवं बारहखड़ी प्रथम पाठ की सहायता से लिखो।
3. संस्कृत भाषा में वचन कितने होते हैं लिखकर याद कीजिए।
4. संस्कृत भाषा में पुरुष कितने होते हैं लिखकर याद कीजिए।
5. संस्कृत भाषा में लिंग कितने होते हैं लिखकर याद कीजिए।
6. संस्कृत भाषा में विभक्तियाँ कितनी होती हैं लिखकर याद कीजिए।
7. संस्कृत भाषा में सभी वर्णों के उच्चारण स्थानों को लिखकर याद कीजिए।
8. 20 शरीर के अंगों के नाम संस्कृत में लिखकर याद कीजिए।
9. 1 से 20 तक गिनती संस्कृत में लिखकर याद कीजिए।
10. पठ् धातु 5 लकारों में लिखकर याद कीजिए।

प्रिय विद्यार्थियों

विद्यालय परिवार की ओर से ग्रीष्मकालीन अवकाश की शुभकामनाएँ।

कार्य समय पर करें। नियमित कार्य करने से कार्य बोझ नहीं बनता।
असुविधा होने की स्थिति में माता-पिता एवं शिक्षकों से संपर्क करें।
घबराएँ नहीं। सहज होकर कार्य करें।

रमेश चन्द बैरवा

प्रशिक्षित स्नातक शिक्षक संस्कृत

7742106980