

PM SHRI KENDRIYA VIDYALAYA 1STC JBP

English Holiday homework
Class - II

Q1 Choose the correct answer-

1. Which word rhymes with cat?

- a) Bat
- b) Dog
- c) Fish
- d) Run

2. Which word rhymes with ball?

- a) Tall
- b) Sit
- c) Big
- d) Duck

3. What is the opposite of young?

- a) Old
- b) Bold
- c) Cold
- d) Gold

4. What is the opposite of open?

- a) Close
- b) Far
- c) Near
- d) Sit

5. What is the opposite of up?

- a) Down
- b) Sit

- c) Jump
- d) Stand

6. Which word rhymes with tree?

- a) Bee
- b) Sun
- c) Cat
- d) Book

7. Which word rhymes with sun?

- a) Run
- b) Bat
- c) Top
- d) Sit

8. Which word rhymes with book?

- a) Look
- b) Pack
- c) Sun
- d) Run

9. What is the opposite of hot?

- a) Cold
- b) Warm
- c) Tall
- d) Big

10. What is the opposite of big?

- a) Small
- b) Huge
- c) Tall
- d) Heavy

Q2. Write 5 pages of neat and clean handwriting.

Q3. Rearrange the Letters to Make Correct Words-

- R E W L O F = _____
- B O K O = _____
- E P L A P = _____
- N U S = _____
- P A C = _____
- E S H O U = _____
- L B T A E = _____
- E A N O G R = _____

Q4. Fill in the blank with 'a' or 'an'-

- There is ___ elephant in the zoo.
- He is reading ___ book.
- He is eating ___ banana.
- I want ___ ice cream.
- She found ___ umbrella.
- We saw ___ owl in the tree.
- She has ___ red bag.
- I see ___ apple on the table.

Q5. Find and write 4 new words every week. Also write their meaning.

Q6. Draw or paste picture of -

- 5 fruits
- 5 animals

Q7. Answer the following questions-

- What is your name?
- How old are you?
- What is your favorite color?
- What is your favorite food?
- What is the name of your school?

Q8. Learn 10 fruits name, 10 vegetables name.

Q9. Learn a poem and a story in English.

Q10. Learn School pledge in both languages English and Hindi.

KENDRIYA VIDYALAYA 1STC, JABALPUR

SUMMER VACATION HOLIDAY HOMEWORK-2025-26

Q1. Paste pictures of 5 objects that you find in group of 10.

Q2. Draw and list out some stationery items that come in pack of ten.

_____.

Q3. Write and learn tables from 2 to 10.

Q4. Look at the calendar of this month and answer the following questions-

MAY 2025						
Sunday	Monday	Tuesday	Wednesday	Thursday	Friday	Saturday
27	28	29	30	1	2	3
4	5	6	7	8	9	10
11	12	13	14	15	16	17
18	19	20	21	22	23	24
25	26	27	28	29	30	31

- a) Buddha Purnima will be celebrated on which day of the month? _____
- b) Your summer vacation started on _____ Friday of the month.

Q5. Fill in the blanks-

- a) 29 pencils are more than _____.
- b) _____ apples are less than _____.
- c) 58 mangoes are _____ than 52 mangoes.

Q6. Write and learn number names from 1 to 30 (one to thirty).

Q7. Make 2 garland of 10 beads each using paper beads.











Q8. Solve –

2 5	3 7	6 4	7 6
+ 3 4	+ 4 2	+ 2 5	+ 6 3
_____	_____	_____	_____
_____	_____	_____	_____

Q9. Who am I ?

- a) I am the largest two-digit number. _____.
- b) I am the largest two-digit number where no digit is repeated. _____.

Q10. Complete the following-

		=	<div style="border: 1px solid black; padding: 2px 10px;">30</div>	+	<div style="border: 1px solid black; padding: 2px 10px;">1</div>	or	<div style="border: 1px solid black; padding: 2px;">   <div style="display: flex; justify-content: space-between; padding: 0 5px;"> T O </div> <div style="display: flex; justify-content: space-between; padding: 0 5px;"> 3 1 </div> </div>
3 tens	1 one						
So, there are total of 31 shells.							
		=	<div style="border: 1px solid black; padding: 2px 10px;"> </div>	+	<div style="border: 1px solid black; padding: 2px 10px;"> </div>	or	<div style="border: 1px solid black; padding: 2px;"> <div style="display: flex; justify-content: space-between; padding: 0 5px;"> T O </div> <div style="display: flex; justify-content: space-between; padding: 0 5px;"> </div> </div>
___ tens	___ ones						
		=	<div style="border: 1px solid black; padding: 2px 10px;"> </div>	+	<div style="border: 1px solid black; padding: 2px 10px;"> </div>	or	<div style="border: 1px solid black; padding: 2px;"> <div style="display: flex; justify-content: space-between; padding: 0 5px;"> T O </div> <div style="display: flex; justify-content: space-between; padding: 0 5px;"> </div> </div>
___ tens	___ ones						
		=	<div style="border: 1px solid black; padding: 2px 10px;"> </div>	+	<div style="border: 1px solid black; padding: 2px 10px;"> </div>	or	<div style="border: 1px solid black; padding: 2px;"> <div style="display: flex; justify-content: space-between; padding: 0 5px;"> T O </div> <div style="display: flex; justify-content: space-between; padding: 0 5px;"> </div> </div>
___ tens	___ ones						


ग्रीष्मकालीन गृहकार्य











क्लास -२


विषय - हिंदी

- 1- एक चित्र बनाइये की आप बड़े होकर क्या बनना चाहते है (डॉक्टर, टीचर, पायलट आदि) फिर 5 वाक्य में लिखिए।
- 2- ग्रीष्म ऋतु में अपने क्या -क्या किया ,उस पर 5 वाक्य लिखिए और उससे जुड़ा चित्र बनाइये।
- 3- एक पेड़ का चित्र बनाइये और 5 वाक्य लिखिए कि पेड़ हमें क्या-क्या देते है ?
- 4- (अ से अं तक) के प्रत्येक अक्षर से शब्द बनाइये।
- 5- प्रतिदिन पाठ्यपुस्तक या कहानी की किताब पढ़ें।
- 6- अपनी हिंदी पाठ्यपुस्तक से 2 कविता को याद करें।
- 7- 5 फूलों और फलों के नाम बताये और रंग बताये।
- 8- पाठ्यपुस्तक से 10 नए शब्द छाँटिए और उनके अर्थ लिखिए

9- चित्र को पहचानो और शब्द मिलान करो।









 पहचानो और मिलाओ


	अदरक	
	जग	
	कप	
	कमल	
	बस	
	घर	
	मटर	
	नल	
	बतख	
	टय	

 By: Nishu Gupta

10 चित्र देखकर वाक्य को पूरा करे

चित्र को देखकर वाक्य पूरे करो।

1. अमन		_____ करा।
2. राधा		_____ चखा।
3. नमन		_____ मत पटक।
4. बाजार जाकर		_____ ला।
5. 	_____	जलाकर खाना बना।
6. आकाश		_____ ला।
7. राम		_____ जा।
पलक		_____ लाई।



SUMMER VACATION HOMEWORK

CLASS II - GARDENING

1. Visit your kitchen garden. Name the plants planted in your kitchen garden.
2. Classify the plants planted in your kitchen garden as
 - a) Trees
 - b) Shrubs
 - c) Herbs
 - d) Climbers
 - e) Creepers
3. Name 5 trees.
4. Name 5 shrubs.
5. Name 5 herbs.
6. Name 5 climbers.
7. Name 5 creepers.
8. Name 2 flowers and 2 vegetables you can grow in your kitchen garden.
9. Why should we not pluck leaves and flowers unnecessarily?
10. Activity: Grow a plant
 - a) Choose any one : tomato, mint, coriander, sunflower or marigold.
 - b) Plant seeds in a pot or a small garden patch.
 - c) Water it everyday and make sure it gets sunlight.
 - d) Take a photo of your plant every week.
 - e) What plant did you choose and why?
 - f) What does it need to grow?
 - g) Paste your weekly plant photos.
 - h) What did you learn about growing a plant?