



Summer Holiday Homework – Maths (Class 2)



1. Numbers Practice

1. Write numbers from **1 to 200**.
2. Write number names from **1 to 50**.
3. Fill in the missing numbers:
 - 25, __, 27, __, 29
 - 60, __, __, 63, __
 - __, 91, 92, __, 94



2. Before and After

Write the number that comes **before** and **after**:

Number Before After

45 _____

89 _____

100 _____

67 _____



3. Ascending Order (Small to Big)

Arrange the numbers in **ascending order**:

1. 23, 12, 45, 5 → _____
2. 78, 56, 90, 11 → _____
3. 34, 19, 27, 41 → _____



4. Descending Order (Big to Small)

Arrange the numbers in **descending order**:

1. 15, 28, 9, 42 → _____




2. 67, 89, 12, 34 → _____
 3. 50, 25, 75, 10 → _____
-

5. Tables Practice

Write and learn tables:

- Table of **2 to 10** (write each table 2 times)
Example:
 $2 \times 1 = 2$
 $2 \times 2 = 4$
-

6. Creative Activity (Fun Learning)

1. Draw a **number tree** 
 - Write numbers on leaves (1–20)
 2. Make a **number chart (1–100)** using colors 
 3. Create a **table flower** 
 - Write table of 5 or 10 in flower petals
 4. Count objects at home (like spoons, books, toys) and write:
 - I have ___ spoons
 - I have ___ books
-

7. Thinking Questions

1. Which number is bigger: **45 or 54**? _____
 2. What comes between **39 and 41**? _____
 3. Write the smallest 2-digit number: _____
 4. Write the biggest 2-digit number: _____
-
-

पी एम श्री केंद्रीय विद्यालय विजयनारायणम

कक्षा दूसरी - हिन्दी

1. वर्णमाला अभ्यास

क) स्वर और व्यंजन को एक-एक बार लिखें।

ख) रोज़ 10 अक्षर बोलकर पढ़ने का अभ्यास करें।

2. बारहखड़ी अभ्यास

क) किसी भी 2 अक्षरों (जैसे - क, ग, म, प) की बारहखड़ी लिखें।

ख) उन्हें जोर से पढ़ें।

3. शब्द गठन

क) दिए गए अक्षरों से शब्द बनाइए:

क + म = कम

ग + र = गर

ख) इसी तरह रोज़ 5 नए शब्द बनाकर लिखें।

4. वर्तनी (Spelling Practice)

क) रोज़ 8-10 शब्द लिखें (जैसे - किताब, पानी, बच्चा, स्कूल)।

ख) सप्ताह में 2 बार श्रुतलेख (Dictation) का अभ्यास करें।

5. पठन अभ्यास (Reading)

क) रोज़ 1 छोटा पैराग्राफ (5-7 पंक्तियाँ) पढ़ें।

ख) पढ़ने के बाद 2 वाक्य अपने शब्दों में लिखें।

6. लेखन कार्य

निम्न विषयों में से किसी एक पर 5 वाक्य लिखें:

- मेरा पसंदीदा फल
- मेरा मित्र

Class 2 - English

Summer Holiday Homework (2026-27) ☀️

📌 Instructions for Students

- Do all work neatly in notebook
- Use colours and drawings 🖍️
- Take help from parents if needed

📖 1. My Daily Diary (10 Days Work)

Write 2-3 sentences daily about what you did.

👉 Example:

“I played with my friends.”

“I helped my mother.”

🌈 2. Vocabulary Builder

Write 5 words each:

- Animals 🐶

- Fruits 🍏

- Colours 🌈

- Vehicles 🚗

3. Vowels Practice

👉 Write 10 words and circle the vowels

Example:

cat, dog, sun, pen

4. Use of A / An

Write 10 sentences using a/an

Example:

- I have a pen.

- This is an apple.

5. Reading Practice

👉 Read any English story daily for 10 minutes

Parents can sign after reading ✓

6. Picture Description

Draw and write 3-4 sentences about:

- Your favourite game
- Your favourite toy 

7. Singular & Plural

Write:

- 10 singular words
- 10 plural words

Example:

cat → cats

ball → balls

8. My Family

Write 5 sentences about your family.

🌟 9. Creative Work

Make a small chart on:

👉 Singular and plural

Use colours and drawings 🎨

🧠 Bonus Task (Optional)

Learn and recite one English rhyme 🎤

Have a Happy Holiday 🌴 ✨

🌻 Gardening Homework - Class 2

1 Draw and Colour a Garden

Draw a small garden in your notebook.

Include:

Sun 

Flowers 

Trees 

Butterfly 

Watering can 

Write 5 lines about your garden.

Example lines:

This is my beautiful garden.

There are many flowers.

Butterflies visit my garden.

I water plants every day.

Plants make air fresh.

2 Grow Your Own Plant (Activity) 

Take help from parents.

Steps:

Take a small pot or plastic bottle.

Fill it with soil.

Put moong / chana / coriander seeds.

Water lightly every day.

Keep it in sunlight.

Write in notebook:

Date of planting: _____

Plant name: _____

Colour of leaves: _____

Height after 7 days: _____

③ Paste or Draw Any 3 Garden Tools

Draw or paste pictures of:

Spade

Watering can

Garden scissors

Hose pipe

Write their use in 1 line each.

Example:

Spade - Used to dig soil.

④ Learn New Words

Write and learn spellings:

Word

Meaning

Plant

Living green thing

Soil

Mud where plants grow

Seed

Baby plant

Water

Plants drink water

Sunlight

Plants need sun

5 My Promise to Nature 

Write and learn:

I will water plants.

I will not pluck flowers.

I will plant more trees

PM SHRI KENDRIYA VIDYALAYA VIJAYANARAYANAM

CLASS 3 SUMMER HOLIDAY HOMEWORK (2026-27)

✦✦ General Instructions

- Maintain a **separate notebook/file** for Holiday homework.
- Do work neatly with **date and heading**.
- Include **drawings, colours, and creativity** wherever possible.
- Try to complete work **independently**.

ENGLISH

Reading Skills

1. Read **1 short story every week** (from storybooks/newspapers).
2. After reading, write:
 - Title
 - Characters
 - Your favourite part
 - 2 new words with meanings.

Writing:

- Write 8 to 10 lines on any one.
 - My favourite game
 - My summer holidays

Grammar:

- Write any 10
 - Naming words(nouns)
 - Action words(verbs)
 - Describing words(Adjectives)
 - Opposites
 - synonyms

Creativity & Competency

- Create your **own short story with pictures**
- Make a **mini dictionary (A–Z)** with 2 words for each letter

HINDI (□□□□□)

□□□□ □□□□ **(Reading)**

1. □□□□ 10–15 □□□□ □□□□□ □□□□□ □□□□□

2. □□□□□ □□□□□:

- □□□□□ □□ □□□
- □□□□□ □□□□□
- □□□□ □□□□ □□□□

□□□□ □□□□ **(Writing)**

1. □□□□□□□□ 5 □□□□□ □□□□□:

- □□□□ □□□□□□
- □□□□ □□□□□
- □□□□ □□□□□□□□□□

2. □□□□□:

- “□□□□□ □□ □□□□□□□□□□” □□ □□□□□□□□□
- □□□□ □□□□□□ □□ □□□□□

□□□□□□□□□ □□□□□ **(Creativity)**

- □□□□□ □□□□□ 5 □□□□□ □□□□□
- □□□□ □□□□□□□□ □□□□□ □□ □□□□□ □□□□□
- ‘□ □□ □□□’ □□ □□□□□□ □□ 5-5 □□□□ □□□□□

MATHEMATICS

Competency-Based Practice

1. Practice:

- 2-digit and 3-digit addition & subtraction
- Tables (2–10)
- Number names (1–100)

Activity-Based Learning

1. Math Around Me

- Count objects at home (chairs, spoons, etc.)
- Write numbers and compare ($>$, $<$, $=$)

2. Money Activity

- Make a **fake shop**
- Practice buying and selling using notes/coins

Creative Tasks

• Create a **Math Scrapbook**:

- Shapes found at home
- Patterns
- Number puzzles
- Make your own:
 - 5 word problems
 - 5 number riddles

TWAU (THE WORLD AROUND US)

Observation & Awareness

1. Make a “**My Surroundings Diary**”

- Observe plants, animals, weather
- Write 2–3 lines daily

2. Draw and label:

- Parts of a plant
- Your house

Competency Tasks

- Talk to grandparents and write:
 - “Life in olden days vs now”
- Identify:
 - 5 community helpers and their work

Creative Activities

- Make a **Family Tree**
 - Create a **Weather Chart** for 10 days
 - Collect pictures of:
 - Festivals
 - Different cultures of India
-

Holidays homework
Class IV

□ **1. Write a paragraph about the importance of education.** (100-150 words)

□ **2. Write a paragraph about the importance of family.**
□ **3. Write a paragraph about the importance of health.**
□ **4. Write a paragraph about the importance of environment.**

□ **1. Write a paragraph about the importance of education.**

- Write a paragraph about the importance of education.
- Write a paragraph about the importance of family.
- Write a paragraph about the importance of health.
- Write a paragraph about the importance of environment.

□ **2. Write a paragraph about the importance of family.**
□ **3. Write a paragraph about the importance of health.**
□ **4. Write a paragraph about the importance of environment.**

□ **1. Write a paragraph about the importance of education.**

(□) **2. Write a paragraph about the importance of family.**

□ **3. Write a paragraph about the importance of health.**
□ **4. Write a paragraph about the importance of environment.**

- Write a paragraph about the importance of education.
- Write a paragraph about the importance of family.
- Write a paragraph about the importance of health.
- Write a paragraph about the importance of environment.

(□) **1. Write a paragraph about the importance of education.**

□ **2. Write a paragraph about the importance of family.**
□ **3. Write a paragraph about the importance of health.**
□ **4. Write a paragraph about the importance of environment.**

□ **1. Write a paragraph about the importance of education.**

- Write a paragraph about the importance of education.
- Write a paragraph about the importance of family.
- Write a paragraph about the importance of health.
- Write a paragraph about the importance of environment.

□ **2. Write a paragraph about the importance of family.**

- Write a paragraph about the importance of education.
- Write a paragraph about the importance of family.
- Write a paragraph about the importance of health.
- Write a paragraph about the importance of environment.

□ 5. □□□□ □□ □□□□ □□ □□□□□□

- □□□□ □□ □□□ □□□□ □□□□ □□ □□□ 5 □□□□ □□□□□ □□□ □□□□□□ □□□□□
- □□ □□□□□ □□ □□□□□ □□□□ □□ □□□□□ □□□□□□□□

- ★ 6. □□□□□ □□□□□□□□

“□□□□ □□□□□□□ □□□□□□□”

- □□□□□□□ □□ □□□
- □□□□□ □□□□□ □□□
- □□□□□ □□□□□ □□□ □□□□□

□ □□□ □□□□□□□ □□ □□□□□ □□ □□□ □□ □□□□□ □□ □□□□□ □□ □□□□□□

□ 7. □□□□ □□□□

- □□□□□ □□□□□ □□ □□ □□□□ □□□□□ □□□□□□ □□ □□□□ □□□□□ □□ □□□□□□□□□□ □□ □□□□□ □□□□□□
- (8-10 □□□□□)

□ 8. □□□□□ □□□□

- □□□□ □□ □□□□ □□ □□□□ □□□□□ (5-6 □□□□□□□□□□) □□□□□□ □□□□□□□:
- □□ □□□□□□□ □□ □□□ □□□□□□□
- □□□□□□□ □□ □□□□□ □□ □□□ □□□□□□□

□ □□□□□□□

- □□□ □□ □□□□□ □□□□□□ □□□ □□□□□ □□□□□□
- □□□ □□□□□ □□ □□□ □□□□ □□□ □□ A4 □□□□□□ □□□ □□□□□□
- □□□□□ □□ □□□□□□□ □□ □□□□□ □□□□□□

Q1. Draw a map of your street or village and include at least 10 community places.

Q2. Write the names of 28 states and 8 Union Territories of India.

Q3. Draw a plant showing its different parts and label them.

Q4. Write 10 traffic rules.

Q5. Name any 5 festivals celebrated in India and write one line about each.

PM SHRI KENDRIYA VIDYALAYA VIJAYANARAYANAM

SUMMER VACATION HOMEWORK – ENGLISH

Class: 4

✦✦ GENERAL INSTRUCTIONS

Write neatly in an A4 Sheet Papers

Use proper sentences and correct spelling.

Try to complete work independently.

Be creative and honest in your answers.

SECTION A: READING SKILLS

1. Read and Answer

Read any one story from your English book daily and answer:

Who are the characters?

What is the story about?

What did you learn from it?

Do this for 10 days.

2. Read Aloud Practice

Read Chapter 2, 3, and 4 aloud daily.

Ask a family member to listen and give feedback.

SECTION B: WRITING SKILLS

1. Paragraph Writing (Any 3)

a) My Favourite Activity

b) Road Safety Rules I Follow

c) Why Honesty is Important

d) My Daily Routine

2. Sentence Making

Make 5 sentences each using:

honest

careful

safe

useful

focus

3. Letter Writing

Write a letter to your friend telling:

How you are spending your summer vacation

What new things you are learning

SECTION C: COMPETENCY-BASED TASKS

1. Situation-Based Questions

You find ₹50 on the road. What will you do? Why?

Your friend wants to cross the road without looking. What will you say?

You have many tasks to do. How will you manage them properly?

2. Value-Based Questions

Why is honesty important in life?

How can you stay safe on the road?

Why should we do one thing at a time?

3. Vocabulary Builder

Write meanings and make sentences:

pedestrian

distract

honest

useful

moment

SECTION D: ACTIVITY WORK

1. Poster Making

Make a colourful poster on:

"Road Safety Rules"

2. Craft Activity

Make a bell craft (as in Chapter 2) using waste materials.

3. Draw and Write

Draw your favourite activity and write 5 lines about it.

SECTION E: GRAMMAR PRACTICE

1. Adjectives (-er / -est)

Fill in:

This road is _____ (busy) than that one.

Mount Everest is the _____ (high) mountain.

2. Countable / Uncountable

Write 5 examples each.

3. Opposites

Write opposites of:

safe

happy

fast

honest

☀️ Class 4 – Maths Holiday Homework

👤 Instructions

Do all work neatly in A4 sheet and combine all the subject home work in single file

Q1.Observe objects at home

Write:

5 round objects

5 rectangular objects

5 3D objects

Q2.Find 10 objects of different shapes

Draw them in a4 sheet

Write shape name

Q3.Measure:

Length of 5 object in your home and write their name

Height of 5 object and write their name

Q4.multiply

$$23 \times 12 = \underline{\hspace{2cm}}$$

$$34 \times 21 = \underline{\hspace{2cm}}$$

$$45 \times 13 = \underline{\hspace{2cm}}$$

$$56 \times 22 = \underline{\hspace{2cm}}$$

$$32 \times 14 = \underline{\hspace{2cm}}$$

$$125 \times 48 = \underline{\hspace{2cm}}$$

$$979 \times 30 = \underline{\hspace{2cm}}$$

$$506 \times 12 = \underline{\hspace{2cm}}$$

$$100 \times 20 = \underline{\hspace{2cm}}$$

$$402 \times 27 = \underline{\hspace{2cm}}$$

4. Go to market with your parents and ask the price of vegetables. Then find the total cost of 3 kg of potatoes, 2 kg of onions, 4 kg of tomatoes and 10 kg of pumpkin.

Q5. Write table from 1 to 20.

□ 5. □□□□ □□ □□□□ □□ □□□□□□

- □□□□ □□ □□□ □□□□ □□□□ □□ □□□ 5 □□□□ □□□□□ □□□ □□□□□□ □□□□□
- □□ □□□□□ □□ □□□□□ □□□□ □□ □□□□□ □□□□□□□□

- ★ 6. □□□□□ □□□□□□□□

“□□□□ □□□□□□□ □□□□□□□”

- □□□□□□□ □□ □□□
- □□□□□ □□□□□ □□□
- □□□□□ □□□□□ □□□ □□□□□

□ □□□ □□□□□□□ □□ □□□□□ □□ □□□ □□ □□□□□ □□ □□□□□ □□ □□□□□□

□ 7. □□□□ □□□□

- □□□□□ □□□□□ □□ □□ □□□□ □□□□□ □□□□□□ □□ □□□□ □□□□□ □□ □□□□□□□□□□ □□ □□□□□ □□□□□□
- (8-10 □□□□□)

□ 8. □□□□□ □□□□

- □□□□ □□ □□□□ □□ □□□□ □□□□□ (5-6 □□□□□□□□□□) □□□□□□ □□□□□□□:
- □□ □□□□□□□ □□ □□□ □□□□□□□
- □□□□□□□ □□ □□□□□ □□ □□□ □□□□□□□

□ □□□□□□□

- □□□ □□ □□□□□ □□□□□□ □□□ □□□□□ □□□□□□
- □□□ □□□□□ □□ □□□ □□□□ □□□ □□ A4 □□□□□□ □□□ □□□□□□
- □□□□□ □□ □□□□□□□ □□ □□□□□ □□□□□□

Q1. Draw a map of your street or village and include at least 10 community places.

Q2. Write the names of 28 states and 8 Union Territories of India.

Q3. Draw a plant showing its different parts and label them.

Q4. Write 10 traffic rules.

Q5. Name any 5 festivals celebrated in India and write one line about each.

PM SHRI KENDRIYA VIDYALAYA VIJAYANARAYANAM

SUMMER VACATION HOMEWORK – ENGLISH

Class: 4

✦✦ GENERAL INSTRUCTIONS

Write neatly in an A4 Sheet Papers

Use proper sentences and correct spelling.

Try to complete work independently.

Be creative and honest in your answers.

SECTION A: READING SKILLS

1. Read and Answer

Read any one story from your English book daily and answer:

Who are the characters?

What is the story about?

What did you learn from it?

Do this for 10 days.

2. Read Aloud Practice

Read Chapter 2, 3, and 4 aloud daily.

Ask a family member to listen and give feedback.

SECTION B: WRITING SKILLS

1. Paragraph Writing (Any 3)

a) My Favourite Activity

b) Road Safety Rules I Follow

c) Why Honesty is Important

d) My Daily Routine

2. Sentence Making

Make 5 sentences each using:

honest

careful

safe

useful

focus

3. Letter Writing

Write a letter to your friend telling:

How you are spending your summer vacation

What new things you are learning

SECTION C: COMPETENCY-BASED TASKS

1. Situation-Based Questions

You find ₹50 on the road. What will you do? Why?

Your friend wants to cross the road without looking. What will you say?

You have many tasks to do. How will you manage them properly?

2. Value-Based Questions

Why is honesty important in life?

How can you stay safe on the road?

Why should we do one thing at a time?

3. Vocabulary Builder

Write meanings and make sentences:

pedestrian

distract

honest

useful

moment

SECTION D: ACTIVITY WORK

1. Poster Making

Make a colourful poster on:

"Road Safety Rules"

2. Craft Activity

Make a bell craft (as in Chapter 2) using waste materials.

3. Draw and Write

Draw your favourite activity and write 5 lines about it.

SECTION E: GRAMMAR PRACTICE

1. Adjectives (-er / -est)

Fill in:

This road is _____ (busy) than that one.

Mount Everest is the _____ (high) mountain.

2. Countable / Uncountable

Write 5 examples each.

3. Opposites

Write opposites of:

safe

happy

fast

honest

☀️ Class 4 – Maths Holiday Homework

👤 Instructions

Do all work neatly in A4 sheet and combine all the subject home work in single file

Q1.Observe objects at home

Write:

5 round objects

5 rectangular objects

5 3D objects

Q2.Find 10 objects of different shapes

Draw them in a4 sheet

Write shape name

Q3.Measure:

Length of 5 object in your home and write their name

Height of 5 object and write their name

Q4.multiply

$$23 \times 12 = \underline{\hspace{2cm}}$$

$$34 \times 21 = \underline{\hspace{2cm}}$$

$$45 \times 13 = \underline{\hspace{2cm}}$$

$$56 \times 22 = \underline{\hspace{2cm}}$$

$$32 \times 14 = \underline{\hspace{2cm}}$$

$$125 \times 48 = \underline{\hspace{2cm}}$$

$$979 \times 30 = \underline{\hspace{2cm}}$$

$$506 \times 12 = \underline{\hspace{2cm}}$$

$$100 \times 20 = \underline{\hspace{2cm}}$$

$$402 \times 27 = \underline{\hspace{2cm}}$$

4. Go to market with your parents and ask the price of vegetables. Then find the total cost of 3 kg of potatoes, 2 kg of onions, 4 kg of tomatoes and 10 kg of pumpkin.

Q5. Write table from 1 to 20.