

PM SHRI KENDRIYA VIDYALAYA AFS YELAHANKA BENGALURU-63

CBSE RESULT 2024

| CLASS | BOY/ GIRL | No. of students | | | | Pass % | Number of passed students securing % between (out of 500) | | | | | P.I. |
|-----------|--------------|-----------------|------------|-------------|----------|---------------|--|--------------------|--------------------|--------------------|-------------------|--------------|
| | | Appeared | Passed | Compartment | Failed | | 33% to 44.9% | 45% to 59.9% | 60% to 74.9% | 75% to 89.9% | 90% & above | |
| CLASS X | BOY | 98 | 97 | 1 | 0 | 98.98 | 3 | 24 | 28 | 32 | 10 | 61.38 |
| | GIRL | 105 | 105 | 0 | 0 | 100.00 | 1 | 10 | 31 | 51 | 12 | 70.95 |
| | Total | 203 | 202 | 1 | 0 | 99.51 | 4 | 34 | 59 | 83 | 22 | 66.33 |
| CLASS XII | BOY | 67 | 67 | 0 | 0 | 100.00 | 0 | 5 | 30 | 21 | 11 | 68.36 |
| | GIRL | 71 | 71 | 0 | 0 | 100.00 | 0 | 2 | 27 | 34 | 8 | 71.97 |
| | Total | 138 | 138 | 0 | 0 | 100.00 | 0 | 7 | 57 | 55 | 19 | 70.22 |

CLASS XII STREAM WISE RESULT

| CLASS XII STREAM | BOY/ GIRL | No. of students | | | | Pass % | Number of passed students securing % between (out of 500) | | | | | P.I. |
|------------------------|--------------|-----------------|------------|-------------|----------|---------------|--|--------------------|--------------------|--------------------|-------------------|--------------|
| | | Appeared | Passed | Compartment | Failed | | 33% to 44.9% | 45% to 59.9% | 60% to 74.9% | 75% to 89.9% | 90% & above | |
| SCIENCE | BOY | 58 | 58 | 0 | 0 | 100.00 | 0 | 3 | 26 | 20 | 9 | 69.57 |
| | GIRL | 52 | 52 | 0 | 0 | 100.00 | 0 | 0 | 23 | 25 | 4 | 71.68 |
| | Total | 110 | 110 | 0 | 0 | 100.00 | 0 | 3 | 49 | 45 | 13 | 70.57 |
| HUMANITIES | BOY | 9 | 9 | 0 | 0 | 100.00 | 0 | 2 | 4 | 1 | 2 | 60.56 |
| | GIRL | 19 | 19 | 0 | 0 | 100.00 | 0 | 2 | 4 | 9 | 4 | 72.76 |
| | Total | 28 | 28 | 0 | 0 | 100.00 | 0 | 4 | 8 | 10 | 6 | 68.84 |

PM SHRI KENDRIYA VIDYALAYA AFS YELAHANKA BENGALURU-63
CLASS X SUBJECT WISE ANALYSIS OF RESULT 2024

| Sl. No | Subject | B/G | Total Appeard | Total Passed | Pass % | A1 | A2 | B1 | B2 | C1 | C2 | D1 | D2 | E | Total Grades | N x W | P.I. |
|------------------|-------------------------------|-----|---------------|--------------|--------|-----|-----|-----|-----|-----|-----|-----|----|---|--------------|-------|-------|
| 1 | ENGLISH LANG & LIT. [184] | B | 98 | 98 | 100.00 | 7 | 11 | 19 | 20 | 14 | 13 | 10 | 4 | 0 | 98 | 466 | 59.44 |
| | | G | 105 | 105 | 100.00 | 20 | 16 | 27 | 16 | 14 | 8 | 3 | 1 | 0 | 105 | 601 | 71.55 |
| | | Tot | 203 | 203 | 100.00 | 27 | 27 | 46 | 36 | 28 | 21 | 13 | 5 | 0 | 203 | 1067 | 65.70 |
| 2 | HINDI COURSE-A [002] | B | 98 | 98 | 100.00 | 17 | 9 | 15 | 16 | 2 | 13 | 15 | 11 | 0 | 98 | 457 | 58.29 |
| | | G | 99 | 99 | 100.00 | 24 | 17 | 18 | 15 | 10 | 8 | 4 | 3 | 0 | 99 | 569 | 71.84 |
| | | Tot | 197 | 197 | 100.00 | 41 | 26 | 33 | 31 | 12 | 21 | 19 | 14 | 0 | 197 | 1026 | 65.10 |
| 3 | SANSKRIT [122] | B | NIL | | | | | | | | | | | | | | |
| | | G | 6 | 6 | 100.00 | 1 | 0 | 5 | 0 | 0 | 0 | 0 | 0 | 0 | 6 | 38 | 79.17 |
| | | Tot | 6 | 6 | 100.00 | 1 | 0 | 5 | 0 | 0 | 0 | 0 | 0 | 0 | 6 | 38 | 79.17 |
| 4 | MATHEMATICS STANDARD [041] | B | 74 | 73 | 98.65 | 4 | 11 | 12 | 10 | 11 | 11 | 9 | 5 | 1 | 74 | 331 | 55.91 |
| | | G | 81 | 81 | 100.00 | 5 | 10 | 17 | 9 | 18 | 12 | 6 | 4 | 0 | 81 | 381 | 58.80 |
| | | Tot | 155 | 154 | 99.35 | 9 | 21 | 29 | 19 | 29 | 23 | 15 | 9 | 1 | 155 | 712 | 57.42 |
| 5 | SCIENCE [086] | B | 98 | 98 | 100.00 | 21 | 15 | 11 | 13 | 13 | 13 | 11 | 1 | 0 | 98 | 518 | 66.07 |
| | | G | 105 | 105 | 100.00 | 31 | 18 | 16 | 15 | 9 | 8 | 8 | 0 | 0 | 105 | 621 | 73.93 |
| | | Tot | 203 | 203 | 100.00 | 52 | 33 | 27 | 28 | 22 | 21 | 19 | 1 | 0 | 203 | 1139 | 70.14 |
| 6 | SOCIAL SCIENCE [087] | B | 98 | 98 | 100.00 | 16 | 22 | 15 | 14 | 5 | 11 | 10 | 5 | 0 | 98 | 520 | 66.33 |
| | | G | 105 | 105 | 100.00 | 33 | 20 | 12 | 13 | 16 | 7 | 3 | 1 | 0 | 105 | 633 | 75.36 |
| | | Tot | 203 | 203 | 100.00 | 49 | 42 | 27 | 27 | 21 | 18 | 13 | 6 | 0 | 203 | 1153 | 71.00 |
| 7 | ARTIFICIAL INTELLIGENCE [417] | B | 95 | 95 | 100.00 | 19 | 13 | 9 | 11 | 12 | 10 | 13 | 8 | 0 | 95 | 464 | 61.05 |
| | | G | 103 | 103 | 100.00 | 12 | 23 | 15 | 21 | 11 | 10 | 7 | 4 | 0 | 103 | 544 | 66.02 |
| | | Tot | 198 | 198 | 100.00 | 31 | 36 | 24 | 32 | 23 | 20 | 20 | 12 | 0 | 198 | 1008 | 63.64 |
| 8 | MATHEMATICS BASIC [241] | B | 24 | 24 | 100.00 | 2 | 5 | 2 | 1 | 5 | 8 | 1 | 0 | 0 | 24 | 114 | 59.38 |
| | | G | 24 | 24 | 100.00 | 5 | 4 | 5 | 4 | 3 | 1 | 2 | 0 | 0 | 24 | 137 | 71.35 |
| | | Tot | 48 | 48 | 100.00 | 7 | 9 | 7 | 5 | 8 | 9 | 3 | 0 | 0 | 48 | 251 | 65.36 |
| KV YELAHANKA AFS | | B | 585 | 584 | 99.83 | 86 | 86 | 83 | 85 | 62 | 79 | 69 | 34 | 1 | 585 | 2870 | 61.32 |
| | | G | 628 | 628 | 100.00 | 131 | 108 | 115 | 93 | 81 | 54 | 33 | 13 | 0 | 628 | 3524 | 70.14 |
| | | Tot | 1213 | 1212 | 99.92 | 217 | 194 | 198 | 178 | 143 | 133 | 102 | 47 | 1 | 1213 | 6394 | 65.89 |




PM SHRI KENDRIYA VIDYALAYA AFS YELAHANKA BENGALURU-63
CLASS XII SUBJECT WISE ANALYSIS OF RESULT 2024

| Sl. No | Subject | B/G | Total Appeard | Total Passed | Pass % | A1 | A2 | B1 | B2 | C1 | C2 | D1 | D2 | E | Total Grades | N x W | P.I. |
|--------|--------------------|-----|---------------|--------------|--------|----|----|----|----|----|----|----|----|---|--------------|-------|-------|
| 1 | ENGLISH CORE [301] | B | 67 | 67 | 100.00 | 10 | 17 | 8 | 12 | 7 | 5 | 8 | 0 | 0 | 67 | 366 | 68.28 |
| | | G | 71 | 71 | 100.00 | 29 | 12 | 8 | 10 | 8 | 2 | 2 | 0 | 0 | 71 | 456 | 80.28 |
| | | Tot | 138 | 138 | 100.00 | 39 | 29 | 16 | 22 | 15 | 7 | 10 | 0 | 0 | 138 | 822 | 74.46 |
| 2 | HINDI CORE [302] | B | 23 | 23 | 100.00 | 3 | 1 | 0 | 5 | 2 | 4 | 3 | 5 | 0 | 23 | 87 | 47.28 |
| | | G | 43 | 43 | 100.00 | 4 | 6 | 9 | 7 | 3 | 7 | 3 | 4 | 0 | 43 | 206 | 59.88 |
| | | Tot | 66 | 66 | 100.00 | 7 | 7 | 9 | 12 | 5 | 11 | 6 | 9 | 0 | 66 | 293 | 55.49 |
| 3 | MATHEMATICS [041] | B | 50 | 50 | 100.00 | 8 | 9 | 8 | 10 | 7 | 5 | 1 | 2 | 0 | 50 | 272 | 68.00 |
| | | G | 32 | 32 | 100.00 | 5 | 6 | 9 | 7 | 3 | 0 | 0 | 2 | 0 | 32 | 185 | 72.27 |
| | | Tot | 82 | 82 | 100.00 | 13 | 15 | 17 | 17 | 10 | 5 | 1 | 4 | 0 | 82 | 457 | 69.66 |
| 4 | PHYSICS [042] | B | 58 | 58 | 100.00 | 11 | 11 | 14 | 11 | 6 | 5 | 0 | 0 | 0 | 58 | 343 | 73.92 |
| | | G | 52 | 52 | 100.00 | 6 | 4 | 26 | 8 | 6 | 2 | 0 | 0 | 0 | 52 | 302 | 72.60 |
| | | Tot | 110 | 110 | 100.00 | 17 | 15 | 40 | 19 | 12 | 7 | 0 | 0 | 0 | 110 | 645 | 73.30 |
| 5 | CHEMISTRY [043] | B | 58 | 58 | 100.00 | 15 | 5 | 11 | 12 | 8 | 2 | 2 | 3 | 0 | 58 | 326 | 70.26 |
| | | G | 52 | 52 | 100.00 | 5 | 13 | 7 | 7 | 8 | 5 | 4 | 3 | 0 | 52 | 266 | 63.94 |
| | | Tot | 110 | 110 | 100.00 | 20 | 18 | 18 | 19 | 16 | 7 | 6 | 6 | 0 | 110 | 592 | 67.27 |
| 6 | BIOLOGY [044] | B | 12 | 12 | 100.00 | 4 | 1 | 0 | 3 | 0 | 1 | 3 | 0 | 0 | 12 | 63 | 65.63 |
| | | G | 25 | 25 | 100.00 | 7 | 3 | 3 | 7 | 3 | 2 | 0 | 0 | 0 | 25 | 148 | 74.00 |
| | | Tot | 37 | 37 | 100.00 | 11 | 4 | 3 | 10 | 3 | 3 | 3 | 0 | 0 | 37 | 211 | 71.28 |





PM SHRI KENDRIYA VIDYALAYA AFS YELAHANKA BENGALURU-63
CLASS XII SUBJECT WISE ANALYSIS OF RESULT 2024

| Sl. No. | Subject | B/G | Total Appeard | Total Passed | Pass % | A1 | A2 | B1 | B2 | C1 | C2 | D1 | D2 | E | Total Grades | N x W | P.I. |
|-----------------------------|-----------------------------|-----|---------------|--------------|--------|-----|-----|-----|-----|----|----|----|----|---|--------------|-------|-------|
| 7 | ECONOMICS [030] | B | 9 | 9 | 100.00 | 2 | 1 | 3 | 0 | 2 | 1 | 0 | 0 | 0 | 9 | 52 | 72.22 |
| | | G | 19 | 19 | 100.00 | 10 | 4 | 1 | 1 | 2 | 1 | 0 | 0 | 0 | 19 | 130 | 85.53 |
| | | Tot | 28 | 28 | 100.00 | 12 | 5 | 4 | 1 | 4 | 2 | 0 | 0 | 0 | 28 | 182 | 81.25 |
| 8 | HISTORY [027] | B | 9 | 9 | 100.00 | 3 | 1 | 0 | 2 | 1 | 2 | 0 | 0 | 0 | 9 | 51 | 70.83 |
| | | G | 19 | 19 | 100.00 | 9 | 3 | 1 | 1 | 3 | 2 | 0 | 0 | 0 | 19 | 122 | 80.26 |
| | | Tot | 28 | 28 | 100.00 | 12 | 4 | 1 | 3 | 4 | 4 | 0 | 0 | 0 | 28 | 173 | 77.23 |
| 9 | GEOGRAPHY [029] | B | 9 | 9 | 100.00 | 1 | 3 | 0 | 0 | 4 | 1 | 0 | 0 | 0 | 9 | 48 | 66.67 |
| | | G | 19 | 19 | 100.00 | 5 | 4 | 3 | 3 | 2 | 1 | 1 | 0 | 0 | 19 | 114 | 75.00 |
| | | Tot | 28 | 28 | 100.00 | 6 | 7 | 3 | 3 | 6 | 2 | 1 | 0 | 0 | 28 | 162 | 72.32 |
| 10 | COMPUTR SCIENCE [083] | B | 40 | 40 | 100.00 | 7 | 5 | 10 | 7 | 6 | 4 | 1 | 0 | 0 | 40 | 224 | 70.00 |
| | | G | 23 | 23 | 100.00 | 2 | 3 | 2 | 5 | 8 | 3 | 0 | 0 | 0 | 23 | 115 | 62.50 |
| | | Tot | 63 | 63 | 100.00 | 9 | 8 | 12 | 12 | 14 | 7 | 1 | 0 | 0 | 63 | 339 | 67.26 |
| PM SHRI KV YELAHANKA AFS | | B | 335 | 335 | 100.00 | 64 | 54 | 54 | 62 | 43 | 30 | 18 | 10 | 0 | 335 | 1832 | 68.36 |
| | | G | 355 | 355 | 100.00 | 82 | 58 | 69 | 56 | 46 | 25 | 10 | 9 | 0 | 355 | 2044 | 71.97 |
| | | Tot | 690 | 690 | 100.00 | 146 | 112 | 123 | 118 | 89 | 55 | 28 | 19 | 0 | 690 | 3876 | 70.22 |




**PM SHRI KENDRIYA VIDYALAYA AFS YELAHANKA BENGALURU-63
SCHOOL TOPPERS
CLASS X 2023-24**

| | | |
|---|--|---|
|  |  |  |
| PRIYAKSHI KHAKHLARY [18116518] | ANANYA [18116510] | ANUSHKA VERMA [18116521] |
| X B | X A | X D |
| 475 (95%) | 471 (94.20%) | 470 (94%) |

CLASS XII SCIENCE

| | | | |
|---|--|---|---|
|  |  |  |  |
| JITHA JAYESH | | | PULKIT TIWARI |
| JITHA JAYESH [18607655] | SWASTIK R PHADKE [18607602] | B S LAKSHMI PRERANA [18607718] | PULKIT TIWARI [18607644] |
| XII B | XII A | XII A | XII A |
| 484 (96.8%) | 479 (95.80%) | 475 (95%) | 475 (95%) |

CLASS XII HUMANITIES

| | | |
|---|--|---|
|  |  JANHAVI PRASANNA GODBOLE |  |
| BHUMIKA RAJPUROHIT [18607707] | JANHAVI PRASANNA GODBOLE [18607714] | PULKIT TIWARI [18607705] |
| XII D | XII D | XII D |
| 473 (94.6%) | 463 (92.60%) | 461 (92.20%) |

PM SHRI KENDRIYA VIDYALAYA AFS YELAHANKA BENGALURU-63

LAST THREE YEARS RESULT ANALYSIS

| CLASS | Pass % | | |
|------------------|---------------|-------------|-------------|
| | 2022 | 2023 | 2024 |
| CLASS X | 100.00 | 100.00 | 99.51 |
| CLASS XII | 100.00 | 99.34 | 100.00 |

| CLASS | PI | | |
|------------------|-------------|-------------|-------------|
| | 2022 | 2023 | 2024 |
| CLASS X | 64.66 | 65.92 | 66.33 |
| CLASS XII | 63.16 | 60.84 | 70.22 |

PM SHRI KENDRIYA VIDYALAYA AFS YELAHANKA BENGALURU-63
CENTUM (100/100) CLASS X & XII

| Sl.No. | Subject | Name of the student | Class & Sec. |
|---------------|-------------------------------|--------------------------------------|-------------------------|
| 1 | SCIENCE [086] | B SAJAGADISHWARA REDDY [18116431] | X C |
| 2 | ARTIFICIAL INTELLIGENCE [417] | SANDRA KURUP [18116358] | X A |
| 3 | ARTIFICIAL INTELLIGENCE [417] | ABHINAV KUMAR JHA [18116451] | X C |
| 4 | ARTIFICIAL INTELLIGENCE [417] | PRIYAKSHI KHAKHLARY [18116518] | X B |