

कक्षा 3

हिन्दी

ग्रीष्मकालीन अवकाश गृहकार्य

मई - जून 2026

पढ़ो हिंदी,
समझो हिंदी,
बोलो हिंदी,
बनो सर्वश्रेष्ठ!



खंड A - पठन कौशल

1. दैनिक पठन

- रोज 10-12 पंक्तियों पढ़ें।
- कहानी की किताब/पाठ्यपुस्तक का उपयोग करें।


ध्यान दें:

- ☆ शुद्ध उच्चारण
- ☆ सही गति



2. पठन के बाद समझ

- पढ़े गए पाठ पर लिखें:
 - ☆ मुख्य विचार
 - ☆ 3 नए शब्द



खंड C - रचनात्मक गतिविधियाँ

6. चित्र देखकर कहानी

- चित्र देखकर 5-6 पंक्तियों की कहानी लिखें।



शामिल करें:

- ☆ पात्र
- ☆ स्थान
- ☆ घटना

7. पोस्टर बनाओ

- विषय:
 - ☆ स्वच्छता
 - ☆ पर्यावरण बचाओ
- रंगों का प्रयोग करें।

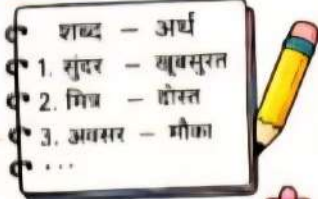
स्वच्छता अपनाएँ
स्वस्थ जीवन पाएँ



खंड E - शब्द भंडार

10. शब्द संग्रह

- 25 नए शब्द लिखें।
- उनके अर्थ लिखें।



शब्द - अर्थ
1. सुंदर - खूबसूरत
2. मित्र - दोस्त
3. अवसर - मौका
...

11. विलोम / पर्यायवाची

- लिखें:
 - ☆ 10 विलोम शब्द
 - ☆ 10 पर्यायवाची शब्द



खंड B - लेखन कौशल

3. वाक्य लेखन

- रोज 8-10 वाक्य लिखें।
- विषय उदाहरण:
 - ☆ मेरा विद्यालय
 - ☆ मेरा परिवार



4. अनुच्छेद लेखन

- किसी एक विषय पर 8-10 पंक्तियों लिखें:
 - ☆ मेरा प्रिय खेल
 - ☆ मेरा पसंदीदा त्योहार
 - ☆ मेरी छुट्टियाँ
- चित्र भी बनाएं।



5. व्याकरण अभ्यास

- लिखें:
 - ☆ 10 संज्ञा शब्द
 - ☆ 10 क्रिया शब्द
 - ☆ 10 विशेषण शब्द



खंड D - बोलने का अभ्यास

8. बोलो और सुनाओ

- किसी विषय पर 5-6 वाक्य बोलें:
 - ☆ मेरा प्रिय मित्र
 - ☆ मेरा घर



9. कविता पाठ

- 2 हिंदी कविताएँ याद करें।
- भाव के साथ सुनाएँ।



खंड F - गतिविधि / प्रोजेक्ट


12. मेरा शब्दकोश

- एक छोटा शब्दकोश बनाएं।
- A-Z के अनुसार शब्द लिखें।



13. दैनिक अवलोकन

- रोज देखें और लिखें:
 - ☆ आज का मौसम
 - ☆ आज क्या सीखा



प्रस्तुति निर्देश



साफ-सूखी
कॉपी बनाएं।



रंग, चित्र और
बोका का
प्रयोग करें।



निर्दिष्ट
अभ्यास करें।



छुट्टियों के बाद
जमा करें।

हिंदी है हमारी पहचान,
इसमें ही है हमारी शान!
अच्छा पढ़ें, अच्छा लिखें,
बनें एक महान!





CLASS 3

EVS

(THE WORLD AROUND US)

SUMMER HOLIDAY HOMEWORK

MAY - JUNE 2026

Observe,
Learn,
Care and
Grow!



SECTION A - MY SURROUNDINGS

1. Observe and Write

★ Write:

- ★ 5 things seen at home
- ★ 5 things seen outside



2. Cleanliness Activity

★ Make two lists:

CLEAN PLACES

- _____
- _____
- _____

DIRTY PLACES

- _____
- _____
- _____

★ Write 3 ways to keep surroundings clean.



SECTION B - PLANTS & ANIMALS

3. Plant Observation

★ Observe a plant for 3-5 days.

★ Write:

- Growth or changes
- Watering details




4. Animals Around Me

★ List:

- 5 domestic animals
- 5 wild animals

★ Write 1 line about each.



SECTION C - WATER & FOOD

5. Save Water

★ Write 5 ways to save water.

★ Draw a picture.



6. Healthy Food Chart

★ Make a chart of:

- ★ Breakfast
- Lunch
- ★ Dinner

★ Include healthy food.

MEAL	HEALTHY FOOD
Breakfast	
Lunch	
Dinner	

SECTION D - TRANSPORT & COMMUNITY

7. Means of Transport

★ Draw and name:

- Land transport
- Water transport
- Air transport



8. My Neighbourhood

★ Write:

- Places near your home
- Their use



SECTION E - GOOD HABITS & SAFETY

9. Good Habits

★ Write 5 good habits at:

- ★ Home
- ★ School



10. Safety Rules

★ Write safety rules for:

- ★ Road
- ★ Home



SECTION F - ACTIVITY / PROJECT

11. EVS Scrapbook

★ Make a scrapbook with:

- Plants
- Animals
- Transport

★ Use pictures and drawings.



12. Daily Observation Diary

★ Write daily:

- ★ Weather
- ★ One new thing learned



SUBMISSION GUIDELINES



Maintain a neat and



Use colours, drawings and



Observe and write



Submit after

Let's explore the world around us and make it



KENDRIYA VIDYALAYA TARAKESWAR

Class 3

Summer Vacation Homework (Session 2026-27)

Subject: Mathematics



GENERAL INSTRUCTIONS

- Complete all tasks neatly in your Holiday Homework Notebook.
- Use your creativity to make the work colorful and attractive.
- Draw all shapes and tables using a ruler for neatness.

Q1. Number Fun (Counting & Place Value)

Look at your house number or any 3-digit number and solve:

- The Number: _____
- Write in Words: _____
- Expanded Form: _____ + _____ + _____
- Successor (After): _____ | Predecessor (Before): _____

Q2. Shapes Around Me (2D Shapes)

Shape Name	Draw the Object	Sides	Corners
Square		4	4
Rectangle			
Circle			
Triangle			

Q3. Addition & Subtraction (Daily Life)

- a) You have 45 crayons and your friend gives you 20 more. Total: _____
- b) There were 30 biscuits in a box. You ate 12. How many are left? _____

Q4. Patterns Detective

Complete these patterns: • 2, 4, 6, 8, _____, _____ | • 10, 20, 30, 40, _____, _____

- 🍎, 🍌, 🍎, 🍌, _____, _____ (Draw the fruits!)

Q5. Measuring Length (Handspan)

Use your handspan (vit/bitta) to measure these items at home:

Item	My Measurement (Number of Handspans)
Length of Dining Table	
Width of School Bag	
Height of your Pillow	

Q6. Time and Calendar Hunt

Check the current month's calendar: • Month Name: _____

• Total Sundays: _____ | • Date on the first Monday: _____

Q7. Heavy and Light (Weight)

Go to your kitchen and find: • A spoon and a pressure cooker: _____ is heavy.

• An apple and a watermelon: _____ is light.

• An empty glass and a filled bottle: _____ is heavy.

Q8. Money Fun (Price List)

Fruit Name	Price for 1 kg (Ask Parents)
Mango	₹ _____
Banana (per dozen)	₹ _____
Orange	₹ _____

KENDRIYA VIDYALAYA TARA KESWAR

Class III English | ☀️ Summer Vacation Homework 🏖️

🌟 General Instructions:

- Do all work neatly in a separate notebook. 📖
- Use colors, drawings, and your best creativity! 🎨
- Read English stories for 15–20 minutes every day. 📖



1. My Summer Diary (5–6 Pages)

Write a short paragraph every few days! Include: Places you visited, games you played, food you enjoyed, and people you met. 🍦

🍎 Add drawings or paste photos!



2. Picture Composition

Paste or draw 3 pictures (e.g., A Park, A Beach, A Birthday Party). Write 5 sentences for each picture describing what is happening.



3. Reading Time

Read a short storybook and write: 1. Name of the story, 2. Your favorite character, 3. 5 lines about the story. 🌸 🦁



4. Creative Writing

Write 5–6 lines on the topic: My Best Friend. Why are they special? 👧 👦 🌟



5. Vocabulary Fun

Make a list of 10 Naming words (Nouns), 10 Action words (Verbs), and 10 Describing words (Adjectives). Use each word in a beautiful sentence!



6. Grammar Practice

- Write 5 sentences using 'is', 'am', 'are'.
- Write 5 sentences using 'has' and 'have'.
- Make 5 questions using 'What', 'Where', 'Who'.



7. Speaking Activity

Practice speaking for 1–2 minutes on: "How I Spent My Summer Vacation". Get ready to share your stories with the class! 



8. Fun Activity: Word Tree



Draw a big, leafy tree in your notebook. Write new English words you learn this summer on its leaves!  

 *Have a Joyful & Creative Summer Break!*  