

KENDRIYA VIDYALAYA NEHU SHILLONG





Autumn Break Home Work

Primary Section


Class- I

| Subject | Assignment |
|---------|---|
| Hindi | <ul style="list-style-type: none"> पाँच पेज सुलेख लिखो। अपने परिवार के सभी सदस्यों के नाम लिखो। तीन अक्षर वाले दस शब्द लिखो उदाहरण :- कमल |
| English | <ul style="list-style-type: none"> Do A - Z five time in your notebook (Capital and small letters) Write different colour names by showing that colour with a piece of paper or cloth. Write the names of sense organs and their function with their pictures. Learn and Write 5 new words daily and make your own dictionary. |
| Maths | <ul style="list-style-type: none"> Write counting 1 to 200. Write number names from 1 to 20. List different shapes - Rectangle, Circle, Square, Triangle. Search in your house and write the name of the things that match with these shapes. Write table from 2 to 5. |
| Evs | <p>(Write in scrap book)</p> <ul style="list-style-type: none"> Paste your passport size photo and write a few sentences about you. Paste the picture of human body parts. Paste the pictures of wild and domestic animals. |

Class- II

| Subject | Assignment |
|---------|--|
| Hindi | <ul style="list-style-type: none"> हिंदी मात्राएँ लिखो और पढ़ो चन्द्र बिंदु (ँ) वाले दस शब्द लिखो माँ कविता पढ़ो पाठ एक से पाठ चार को पढ़ो |
| English | <p>1. Fill in the blanks to complete the story.</p> <p>Once upon a time there was a crow. He was very in colour. He wanted to look and have feathers.</p>  <p>One day he found one feather.</p>  <p>He quickly stuck it in his He found some more feathers and stuck them also.</p>  <p>He stuck them in his and put them on his He felt he now looked</p>  |


The other crows laughed at him. He felt very sad.



The wise crow said that he looked beautiful in colour. All crows loved him for what he was.



4. Write two words in each of the blanks describing the animal.



.....

5. Find the missing letters in each word and complete the words by writing the correct spelling. You may refer to your textbook (pages 68-69).

- (a) b utiful (b) col ful (c) f thers
 (d) p cock (e) l ghed

Let Us Talk

6. Tell something about your best friend.

- (a) What is the name of your best friend?

- (b) What do you like the most about your friend? Why?

- (c) What do you like to do with your friend?

7. Say 'ow' as in crow. Add more words in the given spaces using 'ow'.

| | | | |
|-------|-------|-------|-------|
| | low | slow | crow |
| | bow | flow | |
| below | | | throw |
| | | | |

8. Spot the five differences between these two pictures.



18. Choose the correct word from the brackets and fill in the blanks. One has been done for you.

- (a) I am seven years old. Next year I will be eight years old. (am/will be)
- (b) We for a picnic tomorrow. (will go/went)
- (c) We cricket in the games period next week. (play/will play)

19. You are waiting for your vacation to begin. You plan out the things you will do during the vacation. Write down five things you will do.

- (a)
- (b)
- (c)
- (d)
- (e)

| | | | | | | | | | | | | | | | | | | | | | | | | | | | | | | | | | | | | | | | | | |
|--------------|---|---|-------|---|---|---|-----|---|--|-----|---|-------|--|--|-------|--|-------|--|--|-------|--|---|---|--|---|---|-----|---|--|-----|---|-------|--|--|-------|--|-------|--|--|-------|--|
| Maths | <ul style="list-style-type: none"> • Paste the cut outs of different shapes and name them. • Fill in the tens and ones digit. 15 = _____ tens and _____ ones. 49 = _____ tens and _____ ones. 72 = _____ tens and _____ ones. • Addition <table style="margin-left: 20px; border-collapse: collapse;"> <tr> <td style="text-align: right; padding-right: 10px;">3</td> <td style="text-align: right; padding-right: 10px;">9</td> <td style="padding-right: 20px;"></td> <td style="text-align: right; padding-right: 10px;">6</td> <td style="text-align: right;">6</td> </tr> <tr> <td style="text-align: right;">+ 2</td> <td style="text-align: right;">0</td> <td></td> <td style="text-align: right;">+ 1</td> <td style="text-align: right;">8</td> </tr> <tr> <td colspan="2">_____</td> <td></td> <td colspan="2">_____</td> </tr> <tr> <td colspan="2">_____</td> <td></td> <td colspan="2">_____</td> </tr> </table> • Subtraction <table style="margin-left: 20px; border-collapse: collapse;"> <tr> <td style="text-align: right; padding-right: 10px;">6</td> <td style="text-align: right; padding-right: 10px;">9</td> <td style="padding-right: 20px;"></td> <td style="text-align: right; padding-right: 10px;">2</td> <td style="text-align: right;">6</td> </tr> <tr> <td style="text-align: right;">- 2</td> <td style="text-align: right;">8</td> <td></td> <td style="text-align: right;">- 1</td> <td style="text-align: right;">8</td> </tr> <tr> <td colspan="2">_____</td> <td></td> <td colspan="2">_____</td> </tr> <tr> <td colspan="2">_____</td> <td></td> <td colspan="2">_____</td> </tr> </table> | 3 | 9 | | 6 | 6 | + 2 | 0 | | + 1 | 8 | _____ | | | _____ | | _____ | | | _____ | | 6 | 9 | | 2 | 6 | - 2 | 8 | | - 1 | 8 | _____ | | | _____ | | _____ | | | _____ | |
| 3 | 9 | | 6 | 6 | | | | | | | | | | | | | | | | | | | | | | | | | | | | | | | | | | | | | |
| + 2 | 0 | | + 1 | 8 | | | | | | | | | | | | | | | | | | | | | | | | | | | | | | | | | | | | | |
| _____ | | | _____ | | | | | | | | | | | | | | | | | | | | | | | | | | | | | | | | | | | | | | |
| _____ | | | _____ | | | | | | | | | | | | | | | | | | | | | | | | | | | | | | | | | | | | | | |
| 6 | 9 | | 2 | 6 | | | | | | | | | | | | | | | | | | | | | | | | | | | | | | | | | | | | | |
| - 2 | 8 | | - 1 | 8 | | | | | | | | | | | | | | | | | | | | | | | | | | | | | | | | | | | | | |
| _____ | | | _____ | | | | | | | | | | | | | | | | | | | | | | | | | | | | | | | | | | | | | | |
| _____ | | | _____ | | | | | | | | | | | | | | | | | | | | | | | | | | | | | | | | | | | | | | |
| Evs | <ul style="list-style-type: none"> • Draw and color (A) Half Moon (B) Full Moon (C) New Moon • Name the national festivals. • Name the religious festivals. • Paste a family picture celebrating a festival. | | | | | | | | | | | | | | | | | | | | | | | | | | | | | | | | | | | | | | | | |

| Class- III | |
|----------------|--|
| Subject | Assignment |
| Hindi | <ul style="list-style-type: none"> • वर्णमाला (दो बार) • आ की मात्रा वाले 10 शब्द। • इ की मात्रा वाले 10 शब्द। • 'दशहरा' पर 7 पंक्तियाँ लिखे। • पाठ्यपुस्तक से बाहर कोई एक कविता पढ़े व याद करें। |
| English | <ul style="list-style-type: none"> • Start collecting pictures, data for your MDP. • Write your daily activities during the Break expressing your reading, writing, food taken, dress, festivals observed, watching TV, visiting places etc. (In scrap book) • Revise the syllabus of PT-II. |
| Maths | <ul style="list-style-type: none"> • Numbers - 1 to 500 • Number- Names – 1 to 200 • Tables 2 to 15 (read and write) • Do any 10 Additions (2digits-5 , 3digits-5) • Do any 10 Subtractions (2digits-5, 3digits-5) • Draw different shapes. <p>Note: Do all the works on A4 sheets only.</p> |
| Evs | <ul style="list-style-type: none"> • Collect and paste the leaves of medicinal plants and write their names. (In scrap book) • Paste the pictures of five players and write their names and related games. Write 5 sentences about any one player. (In scrap book) • Paste or draw the pictures of different types of houses. (In scrap book) |

Class- IV

| Subject | Assignment | | | | |
|----------------|--|--------------|---------------------|-----|--------------------|
| Hindi | <ul style="list-style-type: none"> ● बहु-विषयक परियोजना । ● 'पुस्तक' शब्द से शुरू करते हुए 50 शब्दों की एक शृंखला बना कर उत्तर पुस्तिका में लिखें । ● अपने आस पास 15-15 नाम वाले शब्दों (संज्ञा) तथा काम वाले शब्दों (क्रिया) की सूची बनाकर अपनी उत्तर पुस्तिका में लिखें । ● प्रतिदिन अपनी उत्तर पुस्तिका का एक पृष्ठ सुलेख लिखें । ● सृजनात्मक लेखन – दशहरा बुराई पर अच्छाई की विजय का प्रतीक है। अपने अनुभव को दस वाक्यों में लिखो । ● पाठ्य पुस्तक में लिखित सभी कविताओं को सही लय ताल के साथ अपने बड़ों के सामने पढ़ें । | | | | |
| English | <ul style="list-style-type: none"> ● Start collecting pictures, data for your MDP. ● Make a picture dictionary. ● Listen to your favorite advertisement on the radio/ tv. ● Draw and write the advertisement. ● Read at least two stories from Akbar & Birbal stories and read it out in the class after break. ● Complete the puzzle in page no 126,127. | | | | |
| Maths | <ul style="list-style-type: none"> ● If you were going to walk from your school to the home what route would you take? Draw a map to show your route including street name. ● Draw the top, side and front view of a car. ● Make a spinner out of string and card board. ● Find out the diameter (i) Radius = 3 cm Diameter..... (ii) Radius= 35 cm Diameter..... | | | | |
| Evs | <ul style="list-style-type: none"> ● Start collecting pictures, data for your MDP. ● Draw diagram of any one cause of water pollution and suggest ways to reduce that particular type of pollution. ● Get some healthy seeds from kitchen and sow them in two different pots. Label them as 'with water' and without water. water the first pot daily and don't water the second one. Date of sowing seeds----- ● Observation table --- ● Day 1 water No water Day 2 Day 3 Day 4 Day 5 What did you conclude ? <p>Go to market with your parents when you buy monthly stock for your house . after finish grocery shopping make a list of all food items /snacks / eatables etc. now collect healthy and unhealthy food items and make following table –</p> <table border="0" style="width: 100%;"> <tr> <td style="width: 25%;">Name of food</td> <td style="width: 25%;">Healthy / Unhealthy</td> <td style="width: 25%;">MRP</td> <td style="width: 25%;">Manufacturing Date</td> </tr> </table> | Name of food | Healthy / Unhealthy | MRP | Manufacturing Date |
| Name of food | Healthy / Unhealthy | MRP | Manufacturing Date | | |

Class- V

Subject

Assignment

Hindi

- बहु-विषयक परियोजना ।
- पाठशाला शब्द से शुरू करते हुए 60 शब्दों की एक शृंखला बना कर उत्तर पुस्तिका में लिखें ।
- अपने आस पास 20-20 नाम वाले शब्दों (संज्ञा) तथा काम वाले शब्दों (क्रिया)की सूची बनाकर अपनी उत्तर पुस्तिका में लिखें ।
- प्रतिदिन अपनी उत्तर पुस्तिका का एक पृष्ठ सुलेख लिखें ।
- सृजनात्मक लेखन – अपने माता पिता के सहयोग को दस वाक्यों में वर्णित करें ।
- पाठ्य पुस्तक में लिखित सभी कविताओं को सही लय ताल के साथ अपने बड़ों के सामने पढ़ें बड़ों द्वारा सुझाए गए परामर्श को ध्यान में रखकर बार बार अभ्यास करें ।

English

- Start collecting pictures, data for your MDP.
- Write your daily activities during the Break expressing your reading, writing, food taken, dress, festivals observed, watching TV, visiting places etc. (In scrap book)
- Revise the syllabus of PT-II.

Maths

- Start collecting pictures, data for your MDP.
- Learn tables from 2 to 20.
- Revise the syllabus of PT-II.

Evs

- Paste the cut out of different types of houses and write their names.
- Locate and write the capital of these states in political map of India.
(i) Maharashtra
(ii) Gujarat
(iii) Rajasthan
(iv) Haryana and Punjab
(v) Kashmir
(vi) Ladakh

