



## **PM SHRI KENDRIYA VIDYALAYA OEF KANPUR**

### **SUMMER VACATION HOMEWORK (2025-26)**

**Class- 2**

**NB:-**

1. Attach the front page with your answer sheet. You have to submit at school after vacation.
2. Write Your name, School Name, Class, Section, Roll Number, Subject Name and Title (Summer VACATION Homework 2025-26)
3. Write the answers with questions also.

### **ENGLISH**

#### **ASSIGNMENT**

1. Practice Cursive writing daily in Vikas cursive writing books I and II.
2. Learn the poem 'My Bicycle' with the use of gestures.
3. Read lessons from unit 1 & unit 2 from the textbook.
4. Read any story book daily.
5. Create an A4 size sheet highlighting the usage of A and An.
  - Do one page cursive handwriting daily at least 25 pages.
  - Make a beautiful greeting card or poster on Environment Day.
  - Make a picture dictionary for A to Z (at least four pictures for each letter)
  - Make a mask or animal / bird.

### **HINDI**

#### **ASSIGNMENT**

1. प्रतिदिन 15 मिनट के लिए हिंदी समाचार (DD NEWS) सुनिए व प्रतिदिन कोई दो सकारात्मक विचार लिखिए।
2. हिंदी वर्णमाला के प्रत्येक अक्षर से शुरू होने वाले 5- 5शब्द लिखिए। जो आप दैनिक जीवन में प्रयोग करते हैं।
3. नैतिक मूल्य जैसे पंचतंत्र पर आधारित कहानी पढ़िए और लिखकर बताइए कि कहानी क्यों पसंद आई।
4. 10 पेज सुलेख एक रफ कॉपी में लिखे।
5. कक्षा कॉपी में कराया गया कार्य याद करें।

### **MATHS**

#### **ASSIGNMENT**

#### **LEVEL – 1**

1. COMPLETE THE PATTERN-

a. A B \_ A B C \_ \_ \_

b. 2, 4, 6, \_ , \_ , \_ , \_

c.



d. 3, 6, 9, \_\_, \_\_, 18, \_\_, \_\_

## 2. MATCH A WITH B

A

B

Eating breakfast

Night

Stars and moon

Morning

3. Write names of months, learn spellings of names of months, and write names of months having 31 days and months having 30 days.

4. Practice two-digit addition (Do two sums daily).

**\*MAKE YOUR OWN SUMS**

For example:

$$44 + 35 =$$

$$32 + 21 =$$

5. Practice two-digit subtraction (Do two sums daily).

**\*MAKE YOUR OWN SUMS**

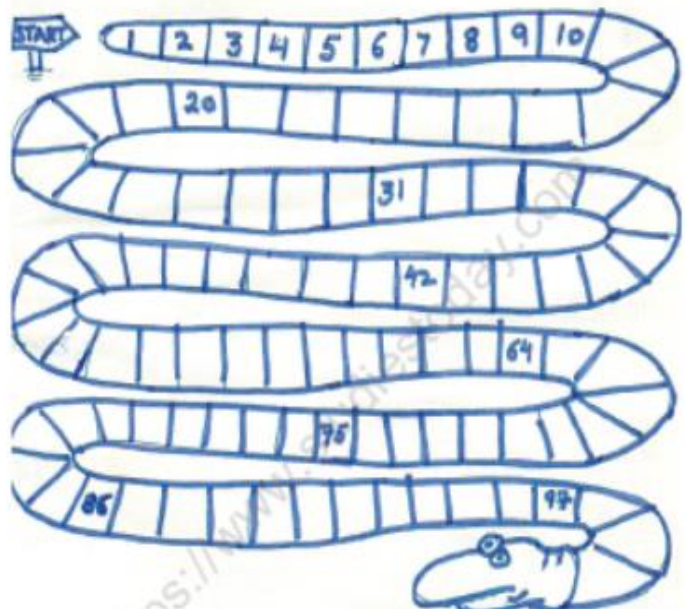
For example:

$$44 + 35 =$$

$$32 + 21 =$$

6.

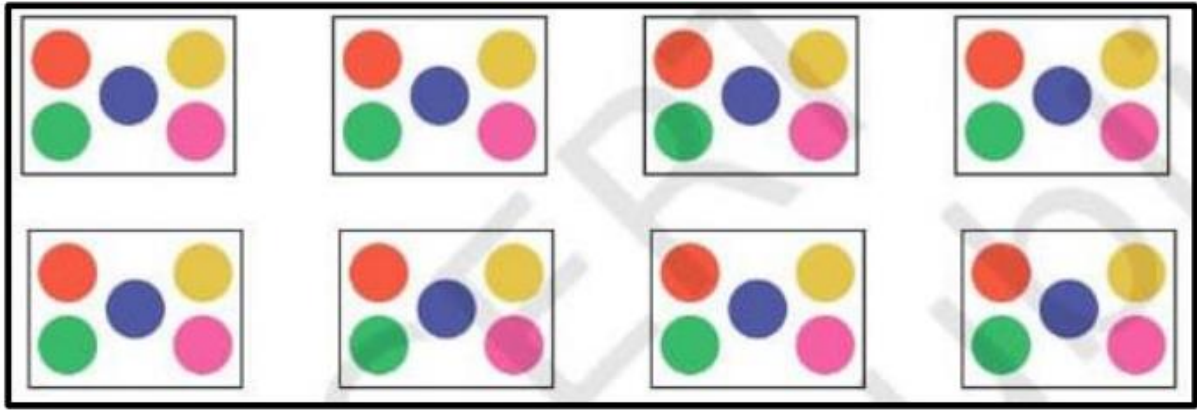
a. Draw this snake in your holiday H.W. Copy and complete the counting till 100.



- b. Now count in 5's from the start sign and put a red circle around each number you land on. Now write down all the Numbers with red circles separately.

### LEVEL – 2

1. Make 8 packets of bindis each packet should have 5 bindis. For example –



**NOTE - Make a separate notebook for your holiday homework**

2. Danny the dog is homeless and is looking forward to have one.  
Will you help him have his own house?  
Construct a house with different shapes that you have learnt using  
colourful papers.

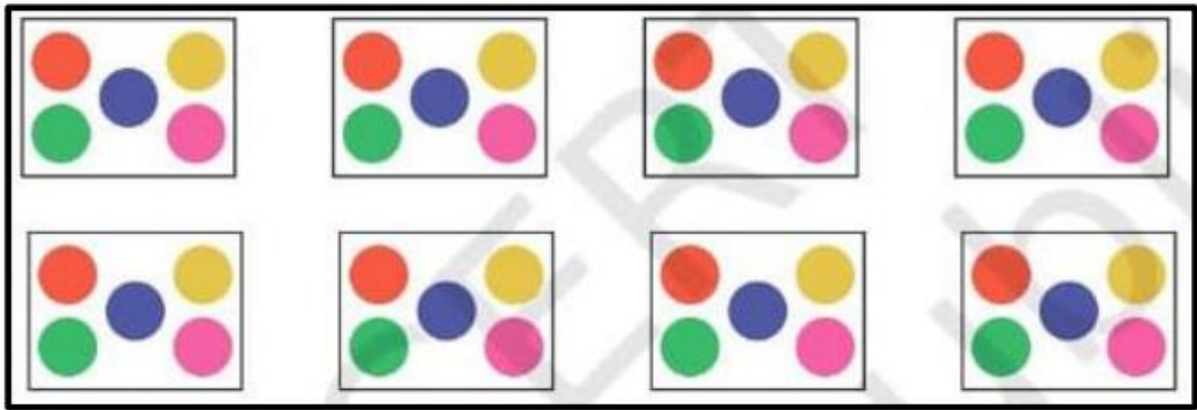


3. Observe the place value of 5 and 9 in each of the number given below. Colour the boxes yellow where place value of 5 is ones and orange where place value is tens. Then colour the boxes orange where place value of 9 is ones and yellow where place value is tens.

25	56	45	51	5
96	19	90	29	98

4. Learn tables of 2 to 10 and write down in practice notebook.  
5. Make flash cards of number 1 to 9 (two set).  
6. Cut out 5 Triangles and 5 Circles of hard colourful sheet.  
7. Make a garland of 20 beads (Use any two different colour beads to make the garland).  
8. Cut 10 leaves using different colour glitter sheets.



9. Make 8 packets of bindis each packet should have 5 bindis. For example –



**\*NOTE - Make a separate notebook for your holiday homework**

### LEVEL - 3

1. Learn and write tables 2 to 10.
2. Write and learn number names 1-50.
3. Cut and paste following shapes with coloured paper: circle, triangle, square, rectangle, oval.
4. Guess and write the numbers:



apples


pair of scissors

pair of dice

bangles

5. Count the following and fill in the blanks:

a)



beads

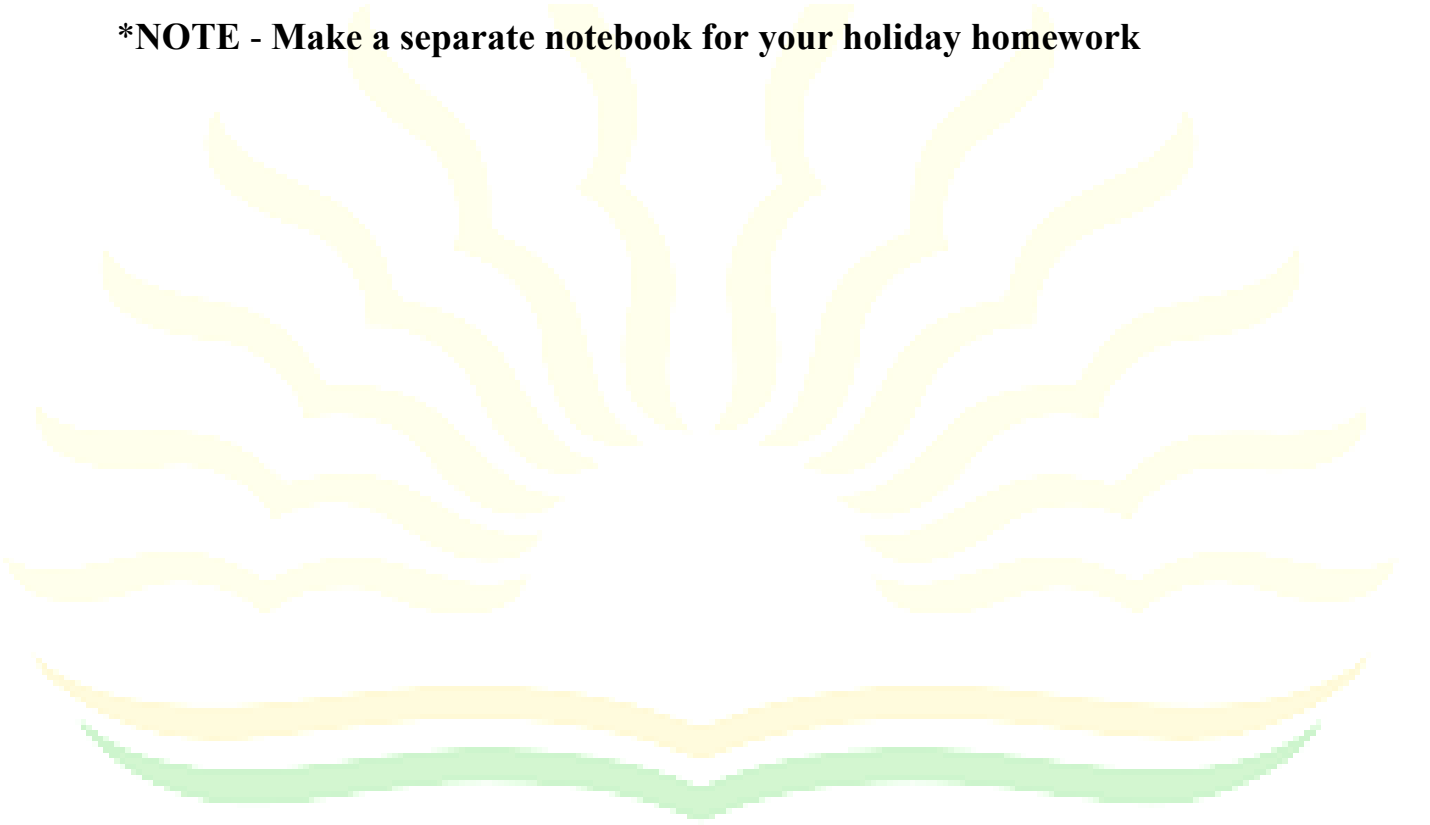
b)



How many in each group?

Guess the total number of spoons

**\*NOTE - Make a separate notebook for your holiday homework**



तत् त्वं पूषन् अपावृणु  
केन्द्रीय विद्यालय संगठन