

**PM SHRI KENDRIYA VIDYALAYA NO. 1 AMRITSAR CANTT.
HOLIDAY HOMEWORK FOR CLASS- VI
SESSION- 2025-26**

SUBJECT – ENGLISH

TO BE DONE IN HOLIDAY HOMEWORK NOTEBOOK

1. **HANDWRITING PRACTICE** Write 1 page from any English chapter daily for 15 days in neat and good handwriting.
2. **READING**- Read for 10 minutes from English Textbook (or newspaper OR any other book) everyday LOUDLY before your parents **for 15 days**. Concentrate in reading fast with correct pronunciation. Write 5 new words from there along with their meanings in your holiday homework notebook.
3. **Paragraph WRITING**- Write a paragraph on the given topics.
 - i. My favourite food
 - ii. My favourite festival
 - iii. My favourite season
 - iv. My favourite teacher
4. **GRAMMAR** : Make any 10 sentences using question words like who, whom, what, when, why, where, how etc.
5. **Revise all the work done in English notebook till now.**

MDP PROJECT: TO BE DONE IN PROJECT FILE

6. **MDP**- Work on any ONE of the following topics in around 8-10 pages. Collect 5 pictures, 2 newspaper articles, 1 poem /1 story for it. Do not go for printed and expensive things for designs.
 - I. Sports has the power to change the world
 - II. My Country India
 - III. Forest - our lifeline
 - IV. Climate change
 - V. Save Water

NOTE : MAINTAIN A SEPARATE THIN NOTEBOOK FOR HOLIDAY HOMEWORK.

SUBJECT-HINDI

1. मातृभूमि कविता में भारत का सुन्दर वर्णन किया गया है, आप भारत के किस स्थान पर रहते हैं? वह स्थान आपको कैसा लगता है? उस स्थान की विशेषताएं बताये ?
2. ध्यानचंद के स्थान पर आप होते तो क्या आप बदला लेते? यदि हाँ, तो बताये की आप किस प्रकार बदला लेते?
3. आपको कौन सी ऋतु (मौसम) सबसे प्रिय हैं और क्यों बताये?
4. फूक कर बजाने वाले वाद्य यन्त्र का चित्र बनाये, एवं उसके बारे में तीन पंक्तिया लिखें?
5. प्रतिदिन किसी भी हिंदी की कहानी पुस्तक का एक पेज बोलकर पढ़ें।
7. हिंदी वर्णमाला पांच बार लिखें।

SUBJECT-PUNJABI

- ਪੈਂਤੀ ਅੱਖਰ ਯਾਦ ਕਰੋ।
- ਪੈਂਤੀ ਅੱਖਰ ਪੰਜ ਪੇਜ ਪੰਜਾਬੀ ਦੀ ਕਾਪੀ ਤੇ ਲਿਖੋ।
- ਪੇਜ ਨੰਬਰ 12,14,15,18,21,24,28,31,34,37,40,43,46,49,52
ਪੰਜਾਬੀ ਦੀ ਕਿਤਾਬ ਤੇ ਪੈਂਸਿਲ ਨਾਲ ਪੂਰਾ ਕਰੋ।

SUBJECT-MATHS

1. Patterns in Maths

A. Number Patterns:

Complete the following sequences and identify the rule: 2,

4, 8, 16, _____, _____

45, 40, 35, _____, _____

1, 4, 9, 16, _____, _____

B. Pattern Art:

Create a rangoli or tile pattern using geometric shapes (triangles, squares, circles). Use color and symmetry. Paste it in your notebook or on an A4 sheet.

C. Daily Object Patterns:

Observe and click/take pictures of 3 patterns around your home or neighborhood (like window grills, floor tiles, or brick walls). Describe the pattern in words and identify the repeating element.

2.

A. Identify Angles Around You:

List 5 objects at home and estimate the type of angles they show (e.g., a laptop screen forms an obtuse angle when open).

B. Roman numerals

Write roman numerals upto 30 and also write roman numerals for the following numbers: 40, 50, 90, 100, 150, 200, 500, 1000, 1500

3. **Math Board Game:**

Objective: Create a simple board game with math questions at each step. **Materials:**

Cardboard, dice, markers.

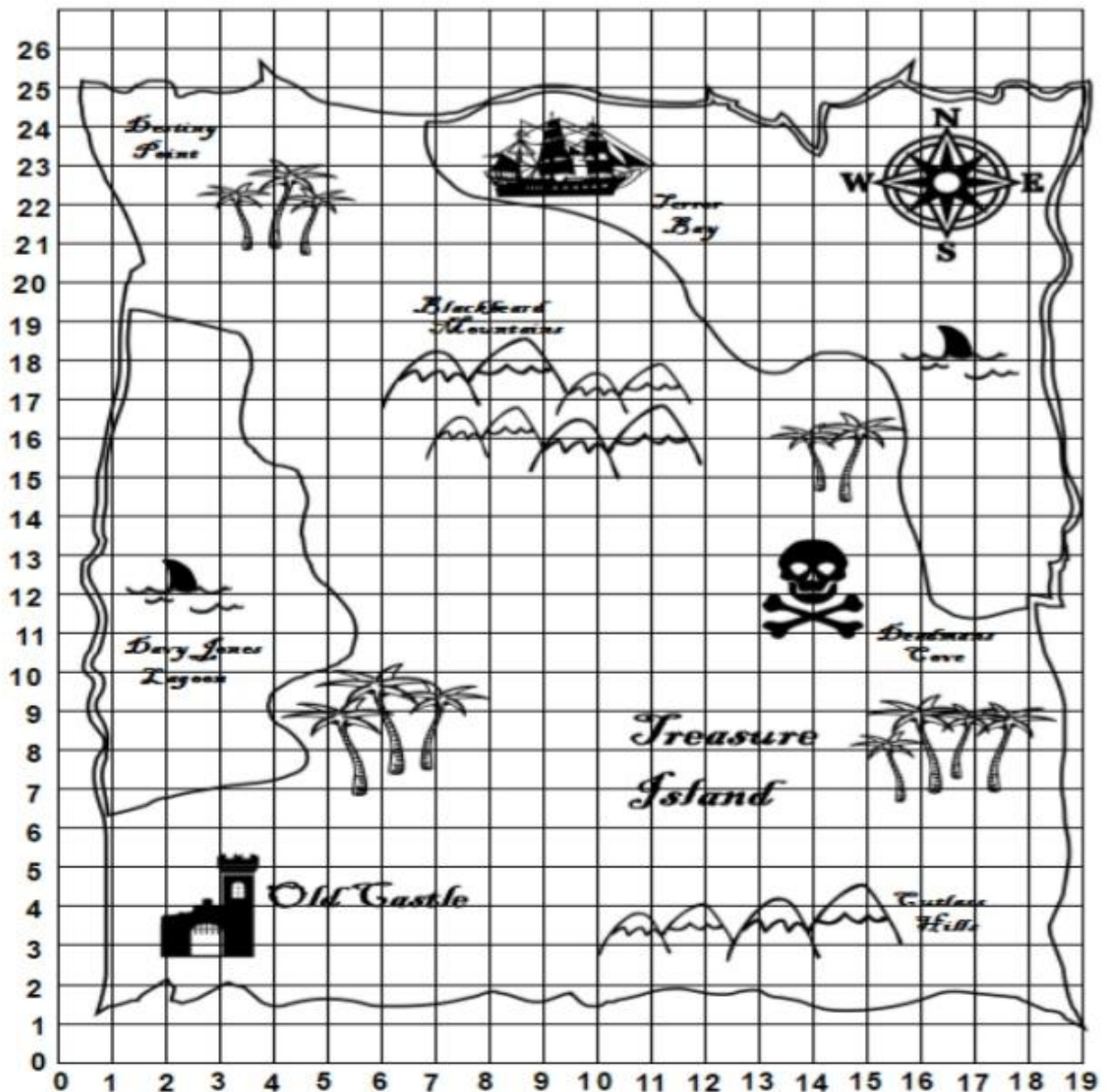
Concepts: Include topics like multiplication, division, fractions, or word problems.

4. Take a print out of this page and paste in your notebook.

Activity title: Treasure Hunt


Have a go at this one using **vector coordinates**:

1. Start your treasure hunt at position (0,0).
2. Move (7,7). What feature have you arrived at?
3. Move (7,4). What feature have you arrived at?
4. Move (-3,4). What place have you arrived at?
5. Move (-6,-2) Now dig up the treasure! Where is it hidden?




5. MATHS PUZZLES:


Move three matchsticks to make two squares.




Move two matchsticks to make four squares.



Move three matchsticks to make two squares.



Move four matchsticks to make three squares.



Move only one matchstick to make equation true.

6. Learn tables upto 20

Submission Instructions:

- 1) Submit in a decorated folder or notebook.
- 2) Write neatly and label all drawings.
- 3) Be creative and original!

SUBJECT-SCIENCE

1. Revise bridge course and complete pending work.
2. Make 5 MCQs from chapter 2,3,4
3. Prepare one activity for demonstration in class. (From any chapter in book)
4. Prepare MDP for Assessment (TOPIC WILL BE SHARED SOON)
5. Complete the given Worksheet in Science copy.

SUBJECT – SOCIAL SCIENCE

A. LOCATE THE FOLLOWING IN AN OUTLINE MAP OF INDIA

1. Himalayan Mountain
2. Deccan plateau
3. Northern Plain
4. Indian Desert
5. Lakshadweep
6. Andaman Nicobar Islands

B. LOCATE PILGRIMS CENTRES ON AN OUTLINE MAP OF INDIA

1. Haridwar
2. Mathura
3. Varanasi
4. Kanyakumari
5. Nasik
6. Ujjain

C. LOCATE ANY 15 INDIAN STATES ON AN OUTLINE MAP OF INDIA

D. CHAPTER 2: OCEANS and CONTINENTS (prepare the chapter)

E. In what ways oceans and continents impact life on the earth including human life.

F. What do you mean by flora, fauna and marine ?

G. Mark the five oceans on the world map

H. What does the five rings of Olympic flag represent.

PROJECT: Read newspapers daily and write one national and one international news daily in a separate file.

विषय- संस्कृत

1. वर्णमाला लिखत ।
2. मम परिचय विषये 10 पङ्क्तयः लिखत। (मेरा परिचय की 10 लाइन लिखें।)
3. 1 तः 20 पर्यन्तं संख्याः संस्कृतेन लिखित्वा कण्ठस्थं कुर्वन्तु। (1 से 20 तक संस्कृत में गिनती लिखिए और उनको याद करो।)
4. संस्कृत छात्रप्रतिज्ञायाः लेखनस्य च वाचनस्य पुनः पुनः अभ्यासं कुरुत । (संस्कृत छात्रप्रतिज्ञा लिखने व बोलने क अभ्यास करो)
5. अधोलिखितानां शब्दानां एकवचनं, द्विवचनम्, बहुवचनं च लिखत। (नीचे लिखे अकारान्त शब्दों के एकवचन द्विवचन व बहुवचन लिखो)
(चन्द्रः, सूर्यः, शुनकः, वृक्षः, भल्लुकः, वृषभः, शुकः, चषकः, सौचिकः, स्यूतः)
6. दश फलानां नामानि चित्रैः सह संस्कृतेन लिखत। (दस फलो के नाम संस्कृत में चित्र सहित लिखिए।)
7. दश शाकस्य चित्रं कृत्वा तेषां नामानि संस्कृतेन लिखत। (10 सब्जियों का चित्र बनाकर संस्कृत में उनका नाम लिखो।)
8. दश शरीराङ्गानाम् चित्रं कृत्वा तेषां नामानि संस्कृतेन लिखन्तु। (10 शरीर के अंगों का चित्र बनाकर संस्कृत में उनका नाम लिखो।)
9. रोज़ाना दो शब्द नए संस्कृत के याद करें व एक डायरी में लिखें। (एक शब्दकोश का निर्माण करें)
10. 15 मिनट रोज़ reading करें ।

नोट:- प्रश्न 1 से लेकर 5 तक अपनी कॉपी में करें व प्रश्न 6 से लेकर 8 तक एक प्रोजेक्ट फाइल बनाए । प्रश्न 9 के लिए एक छोटी डायरी लें जिसमें संस्कृत में शब्द लिखें व उनका अर्थ हिंदी और अंग्रेजी में भी लिखें। (dictionary बनाए)

SUBJECT- DIGITAL LITERACY

Revise - Generation of computer

- First generation computer
- Second generation computer
- Third generation computer
- Fourth generation computer
- Fifth generation computer