

PM SHRI
KENDRIYA VIDYALAYA
BOWENPALLY

SUMMER HOLIDAYS

HOME WORK

2026-27

1. Name of the student : _____

2. Class : CLASS – I

3. Section : _____

4. Roll No : _____

SUBJECTS – TEACHERS

SUBJECT	TEACHERS NAME	DATE	SIGN
HINDI			
ENGLISH			
MATHS			
CLASS TEACHER			

विषय - हिंदी

1. पठन गतिविधि (Reading) : रोज़ 1 छोटी कहानी पढ़ें (माता-पिता की सहायता से)
कहानी का नाम लिखें। एक चित्र बनाएं।

कहानी का नाम : _____

कहानी का चित्र :



2. लेखन गतिविधि (Writing)

1. अ से अः तक लखें और याद करें।

2. क से ज तक लखें और याद करें।

3. रचनात्मक कार्य (Creative Work)

'नानी तेरी मोरनी कवता को हाव-भाव के साथ याद करें और उसको सुनते हुए रकॉर्ड करें।
मोर का चित्र बनाए।



4. बोलने की गतिविधि (Speaking) :

अपने दादा / दादी या नाना/ नानी से 2 कहानी सीखें और वद्यालय खुलने पर
वषयाध्यापक को सुनाये।


SUBJECT : ENGLISH

1. Fun with Reading :

Story 1 Name: _____

favourite character name : _____


Draw your favourite character here:



Story 2 Name: _____

favourite character name : _____

Draw your favourite character here:



2. My Writing Corner

Write about My Favourite Toy:

Write about My Mother:

Write about My Best Friend:

3. Word Practice : Write 2 words starts with

A: _____

B: _____

C: _____

D: _____

E: _____

F: _____

G: _____

H: _____

I: _____

J: _____

K: _____

L: _____

M: _____

N: _____

O: _____

P: _____

Q: _____

R: _____

S: _____

T: _____

U: _____

V: _____


W: _____

X: _____

Y: _____

Z: _____

4. Draw a picture you like and Write 2 lines about it:



6. Speaking Practice

My name is: _____

I am _____ years old.

I study in Class: _____

My school name is: _____

My class teacher is: _____

I live in: _____

My father's name is: _____

My mother's name is: _____

My father is a: _____

My mother is a: _____

I have _____ brother(s) and _____ sister(s).

My favourite colour is: _____

My favourite fruit is: _____

My favourite food is: _____

My favourite game is: _____

My hobby is: _____

I love my family.

SUBJECT : MATHEMATICS

1. Number Practice : Write numbers from 1 to 200

1			31						
							74		
5									
					56				
10				50					100


101									
					162				
103									
							184		
			146						
		138							
110									200

2. Collect and paste or draw the picture of round & sliding objects around you.

round objects	sliding objects

3. Shapes Activity : Draw and color the shapes


Circle	Square	Triangle	Rectangle



blue



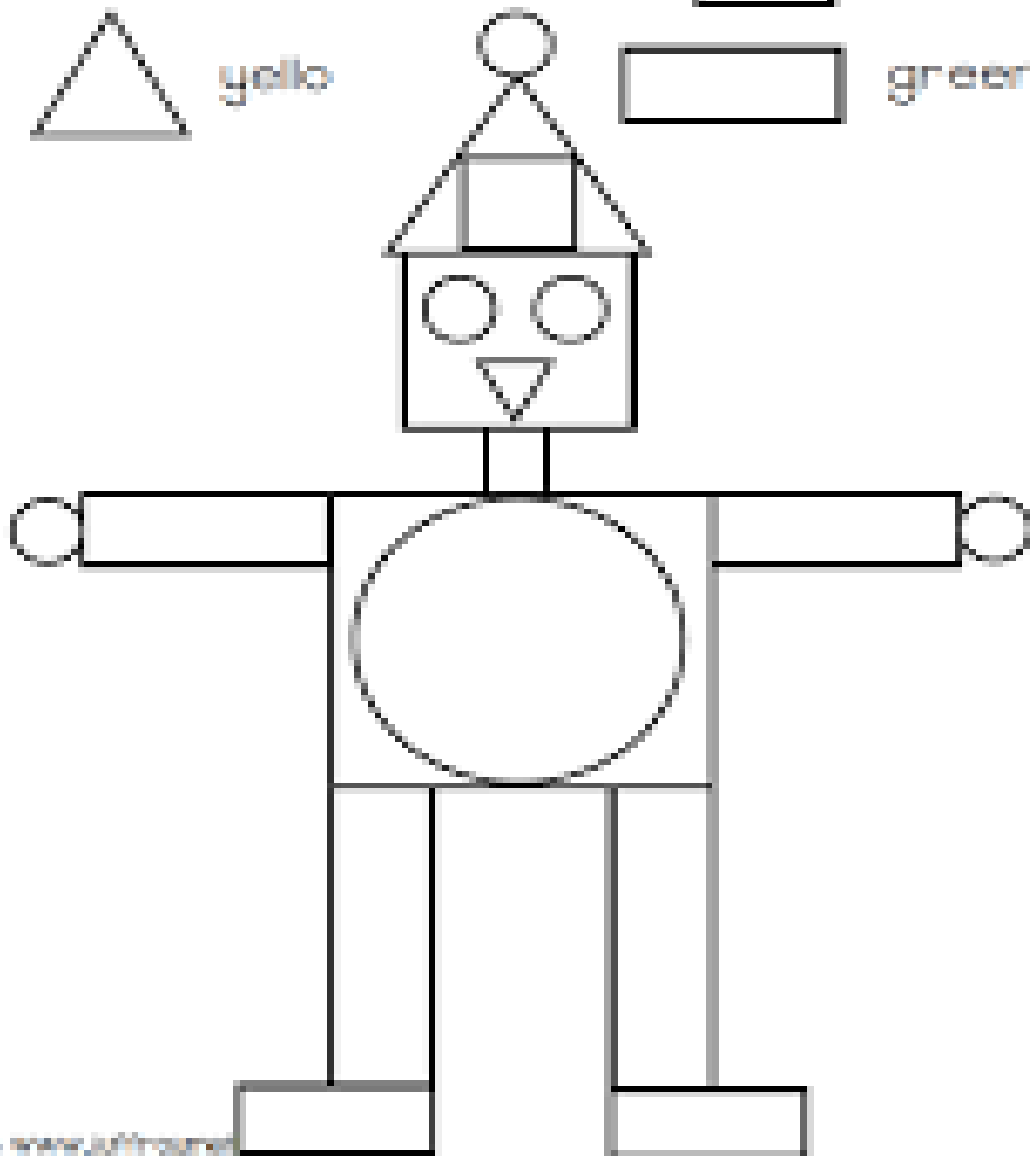
red



yellow



green



© www.jiffycard.com

PM SHRI
KENDRIYA VIDYALAYA
BOWENPALLY

SUMMER HOLIDAYS

HOME WORK

2026-27

1. Name of the student : _____

2. Class : CLASS – II

3. Section : _____

4. Roll No : _____

SUBJECTS – TEACHERS

SUBJECT	TEACHERS NAME	DATE	SIGN
HINDI			
ENGLISH			
MATHS			
CLASS TEACHER			

विषय - हिंदी

1 नीचे दिए गए प्रश्नों के उत्तर लिखकर लाए -

1. आपका नाम क्या है?

2. आप किस कक्षा में पढ़ते हो?

3. आपके मम्मी-पापा का नाम क्या है?

4. हमारे देश का नाम क्या है?

5. भारत का राष्ट्रीय पशु कौन-सा है?

6. भारत का राष्ट्रीय फूल कौन-सा है?

7. आप किस राज्य में रहते हो?

8. आपका शहर/गाँव का नाम क्या है?

3. पढ़कर उत्तर करे।

एक जंगल में एक खरगोश रहता था। वह बहुत चतुर था। एक दिन जंगल में एक शेर आया। वह रोज एक जानवर को खा जाता था। सभी जानवर डर गए। खरगोश ने एक तरकीब सोची। वह शेर के पास देर से गया और कहा, “मैं समय पर आ रहा था, पर रास्ते में एक और शेर मिल गया।” शेर को गुस्सा आया। वह दूसरे शेर को देखने गया। खरगोश उसे कुएँ के पास ले गया। शेर ने कुएँ में झाँका और अपनी परछाई देखी। उसने सोचा कि वह दूसरा शेर है। गुस्से में वह कुएँ में कूद गया और मर गया। सभी जानवर खुश हुए।

1. जंगल में कौन आया था?


2. खरगोश कैसा था?

3. शेर रोज क्या करता था?

4. खरगोश ने शेर को कहाँ ले गया?

5. अंत में क्या हुआ?

अपने पसंदीदा जानवर का चित्र बनाकर उस पर 5 वाक्य लिखो



SUBJECT : ENGLISH


1. Reading Activity : Read 1 short story and write in below Reading Log :

Story name	
Characters	
Favourite character	
What you liked about the story	

2. Writing Activity : Write 5–6 sentences each on:

My Best Friend : _____

4. Creative Expression : a). Draw a picture and write 3–4 sentences about it



b). Make a mini picture dictionary (A–Z)

A for	B for	C for

D for	E for	F for

G for	H for	I for

J for	K for	L for

M for	N for	O for

P for	Q for	R for

S for	T for	U for

V for	W for	X for

Y for	Z for

SUBJECT : MATHEMATICS

1. Number Practice : Write numbers from 1 to 200

1			31						
							74		
5									
					56				
10				50					100

101									
					162				
103									
							184		
			146						
		138							
110									200

Count and write backward from 100 to 1.

100	90								
99	89								
98			68				28		
					45				
								13	
91	81		61						1

2. Addition & Subtraction

Solve 10 addition sums (2-digit numbers).

1.	2.	3.	4.	5.
6.	7.	8.	9.	10.

Solve 10 subtraction sums.(2-digit numbers)

1.	2.	3.	4.	5.
6.	7.	8.	9.	10.

3. Tables Practice : Learn and write tables from 1 to 10.

1 Table	2 Table	3 Table	4 Table	5 Table
----------------	----------------	----------------	----------------	----------------

6 Table	7 Table	8 Table	9 Table	10 Table
----------------	----------------	----------------	----------------	-----------------

4. Shapes Activity

Draw and color these shapes and find the things like these shapes at home and list 2 examples each.

Circle	Square	Triangle	Rectangle
1	1	1	1
2	2	2	2

PM SHRI
KENDRIYA VIDYALAYA
BOWENPALLY

SUMMER HOLIDAYS

HOME WORK

2026-27

1. Name of the student : _____

2. Class : CLASS - III

3. Section : _____

4. Roll No : _____

SUBJECTS – TEACHERS

SUBJECT	TEACHERS NAME	DATE	SIGN
ENGLISH			
HINDI			
MATHS			
TWAU			
CLASS TEACHER			

SUBJECT : ENGLISH

1. Read any TWO storybooks (eg. Harry Potter, Sudha Murthy, Folk Tales for Children etc.) Prepare a Book Review:

1st Book Review:

Title	
Author	
Characters	
What you liked about the story	

2nd Book Review:

Title	
Author	
Characters	
What you liked about the story	

2. My Holiday Diary:

Date: _____

Write few short diary entries


A trip you enjoyed : _____

A fun day at home : _____

Playing with friends : _____

Visiting relatives : : _____

5: Draw or Paste a Picture and Write 6–8 sentences about the picture.



6: Vocabulary Builder : Learn and write 5 new words.

Word	Meaning	Sentence

7: Read with Family

Story Name : _____

Who did you read with? : _____

What did you learn?

My favourite part:

विषय - हिंदी

1. पठन गतिविधि (Reading Activity)

- किसी भी 2 छोटी कहानी की पुस्तक पढ़ें।
- हर कहानी का 5 वाक्यों में सार लिखें।
- Reading Log बनाएं:

पुस्तक का नाम	
लेखक	
कहानी में पात्र	
आपने क्या सीखा	

पुस्तक का नाम	
लेखक	
कहानी में पात्र	
आपने क्या सीखा	

2. लेखन गतिविधि (Writing Activity) :

- मेरा ग्रीष्मकालीन अवकाश (5 वाक्य)

- रोज़ 5 लाइन की डायरी (5 दिन)

3. चित्र आधारित लेखन

- एक चित्र बनाएं (पार्क / बाजार / घर)

- उस पर 8-10 वाक्य लिखें



SUBJECT : MATHEMATICS

1. **Maths Dairy** :- Write down one math related thing / situation you saw or did in your daily life. make a list of them.

S No	Math related thing / situation you saw or did	Maths topic related
1	I saw the car license plate the number was 4502	Numbers

2. Collect rapers of different food item. Write down the weight and the price. And paste the rapers in Ascending order by their Weight .

S No	Packet	Weight	Price

Paste the rapers in Ascending order by their Weight :


1st	2nd
3rd	4th

3. Discuss and ask family members about the birth year / Age and complete the given below table

Name	Relationship	Year of birth/ Age

Arrange these names from oldest to youngest.

4. Draw a big circle to represent a clock. Divide it into sections showing the times you do your favourite holiday activities .

A large, empty rectangular box with a thin black border, intended for a student to draw a clock and divide it into sections representing their favorite holiday activities.

5. Make a list of 5 things that are smaller than you and 5 things longer than you in your home.

things that are smaller than you	things longer than you

Draw or paste the pictures of those things by their height longer to shorter.

1st	2nd
3rd	4th
5th	6th

6. Count and Write down how many glasses of water you drink everyday in a week. And find how many glasses you drink in one week.

Date	Day	Number of glasses water you drink
TOTAL Number of glasses water you drink		

SUBJECT : TWAU (THE WORLD AROUND US)

PART I : OBSERVE & LEARN (Reading / Observation)

1. My Surroundings : Observe your surroundings (home/street/park) and write:

What things do you see?

What sounds do you hear?

What do people do around you?

People	Their Work

PART II : WRITING ACTIVITIES

1. My Daily Routine : Write about your daily routine

What do you do in the morning?

What do you do in the afternoon?

What do you do in the evening?

2. My Family : Write about your family:

How many members are there?

What do they do?


Why do you love your family?.

2. Plants Around Me Draw any 2 plants you see

Plant Picture :	Plant Picture :
Plant Name :	Plant Name :
Plant Uses :	Plant Uses :

PART IV : CREATIVE EXPRESSION

1. Draw a poster on: “Keep Our Surroundings Clean”



ART INTEGRATED PROJECT (DO IT SEPARATELY IN A4 PAPER / CHART)

 (Roll No: 1–10)

PROJECT 1 “MY HOME AND FAMILY”

Work: Draw your house and colour it.

Paste or draw your family members

Write:

Types of house (kutcha/pucca)

Names of family members

What they do

Art Integration:

Use colours / collage / craft materials

PROJECT 2 : Write roman numbers using matchings.

 (Roll No: 11–20)

PROJECT 1 “PLANTS AROUND US”

Work:

Draw and colour 2 plants

Paste real leaves (if possible)

Write:

Name of plants

Uses of plants

Why plants are important

Art Integration:

Leaf printing / colouring / pasting

PROJECT 2 : Observe different floor patterns from your surroundings. Make the pattern using colour paper cutouts on A4 sheet / CHART.

 (Roll No: 21–30)

PROJECT 1  “MY NEIGHBOURHOOD”

Work:

Draw your neighbourhood (road, school, park, shops)

Show traffic signals and people

Write:

What places are there?

What do people do?

Why should we keep it clean?

Art Integration:

Colourful drawing with labels.

PROJECT 2 : Use different colours 2 D shapes to make any one of the following.

Train, house, flower, castle.

 (Roll No: 31–40)

PROJECT 1  “FESTIVALS WE CELEBRATE”

Work:

Draw one festival (Diwali / Sankranti / Eid / Christmas etc.)

Show decorations, clothes, food

Write:

Name of festival

How you celebrate

Why it is important

Art Integration:

Use colours, rangoli designs, paper craft

PROJECT 2 : Use different colours 2 D shapes to make any one of the following.

butterfly, rocket and any animal

PM SHRI KENDRIYA
VIDYALAYA
BOWENPALLY
SUMMER HOLIDAYS
HOME WORK
2026-27

1. Name of the student : _____

2. Class : CLASS - IV

3. Section : _____

4. Roll No : _____

SUBJECTS – TEACHERS

SUBJECT	TEACHERS NAME	DATE	SIGN
ENGLISH			
HINDI			
MATHS			
TWAU			
CLASS TEACHER			

SUBJECT : ENGLISH

1. Reading Activity : Read any one storybook (eg. Harry Potter, Sudha Murthy, Folk Tales for Children etc.)

Prepare a Book Review:

Title	
Author	
Characters	
What you liked about the story	

2. नीचे दिए गए शब्दों का प्रयोग करके वाक्य बनाकर लिखिए ।

दोस्त - _____

खेल - _____

खाना - _____

मिठाई - _____

सड़क - _____

व्याकरण :

1). संज्ञा, सर्वनाम और विशेषण के 5-5 उदाहरण लिखिए।

संज्ञा उदाहरण	सर्वनाम उदाहरण	विशेषण उदाहरण

2). 5 वाक्यों को 'और' ,5 वाक्यों को 'लेकिन' का प्रयोग करके जोड़िए।

5 और वाक्य :

5 लेकिन वाक्य :

शब्दावली

1. कोई 5 शब्दों के 2-2 पर्यायवाची और कोई 5 शब्दों के विलोम शब्द लिखिए।

पर्यायवाची शब्द

शब्द	पर्यायवाची शब्द	

विलोम शब्द

शब्द	विलोम शब्द	

SUBJECT : MATHEMATICS

1. Write place value of 5 in 456 _____

2. Write place value of 7 in 789 _____

3. Expand: 345 = _____

4. Expand: 608 = _____

5. Write in words: 567 _____

6. Write in words: 409 _____

7. Arrange ascending: 345,123,678,456 : _____

8. Arrange descending: 234,890,567,321 : _____

9. Collect empty packets and write Weight and its Price in the below table.

S No	Packet	Weight	Price

10. $345 + 278 =$ _____

11. $567 + 432 =$ _____

12. Word Problem: A shopkeeper sold 245 toys and 356 toys. Find total toys : _____

13. Add: ₹45 + ₹67 + ₹89 : _____

14. Write prices of 3 items and find total

Item	1 Kg Cost	Total Cost
1. Sugar 5kgs		
2. Rice 25kgs		
3. Toor Dal 5kgs		
Total		

15. $900 - 456 =$ _____

16. $800 - 275 =$ _____

17. Word Problem: 600 apples, 245 sold. How many left? _____

18. ₹500 - ₹275 = _____

19. Measure the length of the following objects at home and Write their length/height in cm or m

Item Name	Length / Height in cm or m
Dining Table	
Chair	
TV	
Door	
Bed	

21. Find few objects at home and write their shapes.

Object Name	Object Diagram / Picture	Shape Name

SUBJECT : TWAU (THE WORLD AROUND US)

1. My Daily Life :

What do you do in the morning?

What activities do you do during holidays?

How do you help at home?

2. My Surroundings : Observe your surroundings and write:

Things you see :

People and their work :

People	Their Work


3. Plants and Animals : Write Names of 3 plants, 3 animals and Their uses/importance

Plants and Animals	Name	Their uses/importance
Plants		
Animals		

5. Scrap Collection : Collect and paste: Pictures of plants / animals / places. Write names below each.

7. Do any one:

Leaf printing **OR** Paper collage (trees, river, sun) **OR** Poster: "Save Environment"



Art integrated project - Do any one (DO IT SEPARATELY IN A4 PAPER / CHART)

Roll number 1 to 10 :Make a Maths scrapbook with shapes and measurements
30.Create your own 'maths border' using numbers, shapes, maths symbols as repeated patterns.

Roll number 11 to 20 : Make a fraction chart that shows $\frac{1}{2}$, $\frac{1}{4}$, $\frac{1}{5}$, $\frac{1}{6}$, $\frac{1}{8}$, $\frac{1}{10}$, $\frac{1}{12}$ each of them separately.

Roll number 21 to 30 : Make a colourful calendar for the year 2026. Mark all the holidays for the year.(on a chart paper , Use your Creativity)

Roll number 31 to 40 : Use different colours 2 D shapes to make any one of the following.Train, house, flower, castle, butterfly, rocket and any animal.

PM SHRI
KENDRIYA VIDYALAYA
BOWENPALLY

SUMMER HOLIDAYS

HOME WORK

2026-27

1. Name of the student : _____

2. Class : CLASS - V

3. Section : _____

4. Roll No : _____

SUBJECTS – TEACHERS

SUBJECT	TEACHERS NAME	DATE	SIGN
HINDI			
ENGLISH			
MATHS			
TWAU			
CLASS TEACHER			

विषय - हिंदी

1. पठन एवं समझ (Reading + Understanding)


- कोई भी 1 कहानी + 1 समाचार लेख पढ़ें।

- दोनों के लिए लिखें:

शीर्षक	मुख्य विचार (5-6 वाक्य)	आपको क्या अच्छा लगा

3. चित्र + कल्पना लेखन

- एक चित्र चिपकाएं (अखबार/इंटरनेट)
- उस पर कम से कम 5-10 वाक्यों की कहानी लिखें



SUBJECT : ENGLISH

PART I : READING ACTIVITY

1. Reading Log : Read any storybook / newspaper / magazine for one week and complete the table:

Week	Name of Storybook / Newspaper / Magazine	3-4 Lines Summary about it

PART II : WRITING ACTIVITIES

1. Holiday Diary : Write your holiday experience:

A. Where did you go?

B. What did you do?

C. How did you feel?

SUBJECT : MATHEMATICS

- I. Collect any mathematical puzzles from the newspaper and paste it (or try to create your own puzzle)


II. Write down one maths related observation you made during the day (10 days)

Date	Observation	Maths topic related
4/5/26	I helped my mom weigh 500g sugar	weights of objects

III. Give two context or an examples for each where you see following digits

Number type	CONTEXT / EXAMPLES	NUMBER Examples
1 digit numbers	1.Number on tv remote 2.Number on calculator	1 2
2 digit numbers		
3 digit numbers		
4 digit numbers		
5 digit numbers		
6 digit numbers		
7 digit numbers		

IV. Make any historical monument using different 2D shapes like circle ,semi-circle, square, Rectangle, triangle



- v. Write the name of place with its pincode. Write it in words according to the Indian place value system. Also write an expanded form for the numbers (Note : Learn history about “pincode”)

Place & Pincode	Number name in Indian place value system	Expanded form

Art integrated project (DO IT SEPARATELY IN A4 PAPER / CHART)

Roll number 1 to 10 : Make a working model to show the Indian place value system chart for numbers.

Roll number 11 to 20 : Make shapes using maths sticks and rubber tube or use straws.

Roll number 21 to 30 : Make a colourful calendar for the year 2026. Mark all the holidays for the year.(on a chart paper , Use your Creativity)

Roll number 31 to 40 : Create your own 'maths boarder' using numbers, shapes, maths symbols as a repeated pattern.