

**ACHIVEMENTS  
IN  
ACADEMICS  
2023 – 2024**



# RESULT ANALYSIS CLASS X AND XII 2023-2024

## CLASS X – SUBJECT WISE PERFORMANCE – POSITION IN HYDERABAD REGION

### KENDRIYA VIDYALAYA NTPC RAMAGUNDAM 505 215

### SUBJECT-WISE P.I. ANALYSIS - CLASS X; ACADEMIC YEAR 2023 - 2024

REGIONAL POSITION	SUBJECT	Total Appeard	Total Passed	Pass %	A1	A2	B1	B2	C1	C2	D1	D2	E	Total Grades	N x W	P.I.	REGION PI
6	ENGLISH LNG & LIT	54	54	100.00	7	12	11	10	2	7	3	2	0	54	293	67.82	57.08
20	HINDI COURSE - A	38	38	100.00	6	8	7	3	2	5	2	5	0	38	193	63.49	55.19
37	SANSKRIT	16	16	100.00	0	5	2	1	2	2	3	1	0	16	73	57.03	56.05
4	MATHEMATICS STD	40	40	100.00	10	12	8	5	4	1	0	0	0	40	256	80	53.53
9	MATHEMATICS BASIC	14	14	100.00	2	3	5	2	2	0	0	0	0	14	85	75.89	63.13
39	SCIENCE	54	54	100.00	4	4	6	10	8	8	7	7	0	54	223	51.62	51.95
6	SOCIAL SCIENCE	54	54	100.00	5	10	12	8	10	4	4	1	0	54	283	65.51	53.09
7	INFORMATION TECHNOLOGY	53	53	100.00	4	12	14	7	6	8	2	0	0	53	287	67.69	70.23

# RESULT ANALYSIS CLASS X AND XII 2023-2024




## CLASS XII – SUBJECT WISE PERFORMANCE – POSITION IN HYDERABAD REGION

### KENDRIYA VIDYALAYA NTPC RAMAGUNDAM 505 215




### SUBJECT-WISE P.I. ANALYSIS - CLASS XII; ACADEMI YEAR 2023 - 2024

REGIONAL POSITION	SUBJECT	Total Appeard	Total Passed	Pass %	A1	A2	B1	B2	C1	C2	D1	D2	E	Total Grades	N x W	P.I.	REGIONAL P.I.
30	ENGLISH CORE	27	27	100.00	5	6	2	4	3	3	3	1	0	27	142	65.74	66.31
33	HINDI CORE	7	7	100.00	0	1	1	0	2	2	0	1	0	7	28	50	56.82
12	MATHEMATICS	14	14	100.00	2	1	2	3	4	2	0	0	0	14	72	64.29	55.92
22	PHYSICS	20	20	100.00	1	2	6	6	2	3	0	0	0	20	105	65.63	64.85
10	CHEMISTRY	20	20	100.00	1	1	8	5	5	0	0	0	0	20	108	67.5	59.61
22	BIOLOGY	9	9	100.00	1	0	1	2	2	2	1	0	0	9	40	55.56	53.32
33	COMPUTER SCIENCE	11	11	100.00	1	0	0	4	3	2	1	0	0	11	48	54.55	59.99
7	ECONOMICS	7	7	100.00	0	3	0	0	2	2	0	0	0	7	35	62.5	55.66
12	BUSINESS STUDIES	7	7	100.00	0	2	1	0	0	1	3	0	0	7	29	51.79	53.44
15	ACCOUNTANCY	7	7	100.00	0	0	2	1	0	4	0	0	0	7	29	51.79	55.79
12	IP	6	6	100.00	1	0	2	0	1	1	1	0	0	6	29	60.42	61.07
38	PHYSICAL EDUCATION	26	26	100.00	1	3	2	0	6	6	6	2	0	26	97	46.63	57.05




# CLASS – X – TOPPERS

S.N o.	Name of the Student	Marks Scored (out of 500)	%	Photo
1	VULLI HARIKA	483	96.6	 <p>VULLI HARIKA 08-08-2022</p>
2	ISHAN SAHOO	479	95.8	 <p>ISHAN SAHOO 10-08-2022</p>
3	KOUTLA SIRI	470	94	 <p>K. SIRI 24-08-2022</p>

# CLASS – XII - SCIENCE – TOPPERS

S.N o.	Name of the Student	Marks Scored (out of 500)	%	Photo
1	AGAMJEET SINGH <u><a href="#">Achievements of Agamjeet Singh</a></u>	485	97	 AGAMJEET SINGH Date:28-08-2022
2	SRI LAKSHMI PRIYA MAHENDRAN	422	84.4	 Sri Laxmi Priya.M 25-08-2022
3	M LASHMI PRIYA DARSHINI	410	82	 M. LASHMI PRIYA DHARSHINI Date:25-08-2022

# CLASS – XII - COMMERCE – TOPPERS

S.N o.	Name of the Student	Marks Scored (out of 500)	%	Photo
1	JUPELLI HASINI	444	88.8	 <p>Jupelli Hasini D.O.P:27-08-2022</p>
2	AMBRESH	421	84.2	 <p>AMBRESH 04-09-2022</p>
3	GOTTE SONALI SEN	408	81.67	 <p>GOTTE SONALI SEN 31-08-2022</p>

## RECOGNITION OF TEACHERS FOR PERFORMANCE IN CBSE CLASS XII RESULTS 2022-2023

S no	Teacher's name	designation	Award	Performance index
1.	N.BRAHMAIAH	PGT MATHS	GOLD MEDAL	75.66
2.	P.CHANDRA SHEKAR	PGT PHYSICS	GOLD MEDAL	67
3.	G. PADMA	PGT CHEMISTRY	GOLD MEDAL	76.5
4.	MEENAKSHI	PGT BIOLOGY	GOLD MEDAL	70.83
5.	ARUMUGAM	PGT COMMERCE BST	GOLD MEDAL	58.93
6.	ARUMUGAM	PGT COMMERCE ACC	GOLD MEDAL	63.1
7.	SAVITA RANI	PGT CS - CS	GOLD MEDAL	71.88
8.	SHAIK SARDAR BASHA	PGT ENGLISH	SILVER MEDAL	57.34
9.	YUNUS KHAN	PGT HINDI	SILVER MEDAL	55.56
10.	SAVITA RANI	PGT CS - IP	SILVER MEDAL	56.94



## RECOGNITION OF TEACHERS FOR PERFORMANCE IN CBSE CLASS X RESULTS 2022 - 2023

S no	Teacher's name	Designation	Award	Performance index
1.	VAKIL SINGH GULIA	TGT MATHS - STD	GOLD MEDAL	70.29
2.	VAKIL SINGH GULIA	TGT MATHS - BASIC	GOLD MEDAL	70.83
3.	G PADMA	PGT CHEMISTRY	SILVER MEDAL	61.01
4.	T MEENAKSHI	PGT BIOLOGY	SILVER MEDAL	61.01
5.	P CHANDRA SHEKAR	PGT PHYSICS	SILVER MEDAL	61.01

# INTERNAL RESULT 2023-2024

CLASS	NO OF STUDENTS ENROLLED	APPEARED	PASSED	PASS PERCENTAGE
1 to 6	ALL STUDENTS HAVE PASSED			100
7	75	75	75	100
8	76	76	76	100
9	72	72	70	97.22
11 Sci	23	23	15	65.21
11 Comm	07	07	05	71.4