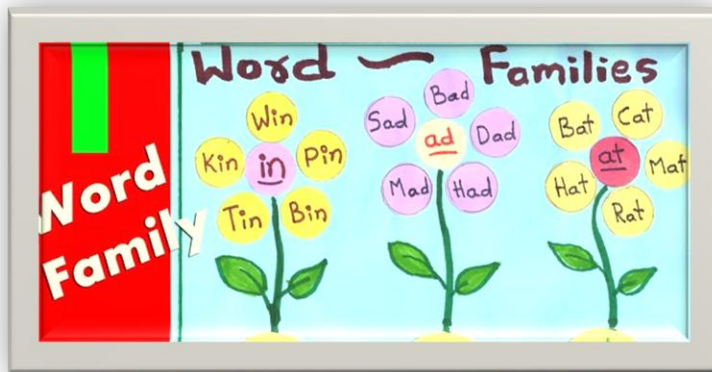


PM SHRI KENDRIYA VIDYALAYA NFC NAGAR GHATKESAR
SUMMER HOLIDAY HOME WORK (2026-27)

CLASS I

English


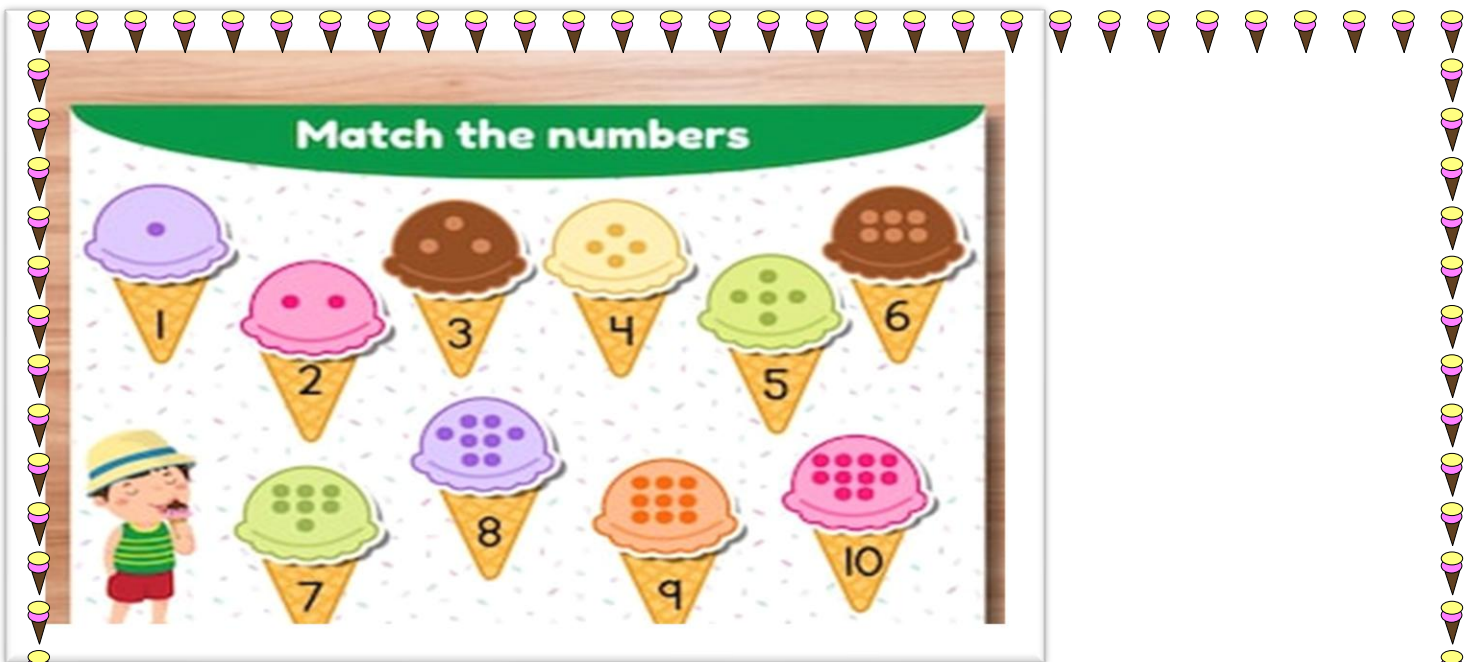
- * Read and write one page daily in a 3 in one notebook.
- * Make a vowel wall hanging craft.
- * Make a beautiful chart of sight words.
- * Make one Alphabet Chart
- * You can take help from the images.
- * Draw beautiful chart of a family tree.
- * Write five sentences on how you should clean your body 3 in one notebook..
- * Paste your picture in 3 in one notebook and write five qualities that describes you.



Mathematics

- * Number Train: Draw a colorful train with 10 bogies. Write numbers 1 to 10 on them. Paste objects (like buttons or stickers) equal to each number.





- * Make any one of the above numbers craft.
- * Write numbers from 1 to 100 in 3 in 1 notebook.
- * Paste any daal for the following numbers in your 3 in 1 notebook- (31,12,15,20,25)
- * Learn and write tables from 2 to 10.
- *

Art
- * **Make a creative father's day card write something special for your father**
- * **Make a vegetable printing art (Flower pot /tree)**
 - Music
- * Learn English in Hindi pledge written in the diary with proper pronunciation and pause.
- * Learn Hindi prayer written in the diary.
- * Learn 2 rhymes in both English and Hindi.
- * ● Learn any one rhyme and prayer.
- * ● Draw and color any musical instrument.
- * ● Clap on simple beats (1-2-3-4).

Yoga

Practice singing daily 5-10minutes.Yoga

Practice yoga daily and paste your picture doing yoga with family.

Hindi

* स्वर दीवार सजावट (Vowel Wall Hanging): Make a colorful hanging using paper strips - write one स्वर on each, add pictures for each (like अ - अनार).

* क से ज तक सभी अक्षरों को बोलकर लिखने का प्रयास करे 10 पेज (refer the picture given)

क	क	क	क	क	क	क	क
ख	ख	ख	ख	ख	ख	ख	ख
ग	ग	ग	ग	ग	ग	ग	ग
घ	घ	घ	घ	घ	घ	घ	घ
ङ	ङ	ङ	ङ	ङ	ङ	ङ	ङ
च	च	च	च	च	च	च	च
छ	छ	छ	छ	छ	छ	छ	छ
ज	ज	ज	ज	ज	ज	ज	ज

* 2 अक्षर वाले 20 शब्द चाट पेपर पर लिखे
उदाहरण-चल जल नल फल (2 pages)

* रोज़ एक हिंदी कहानी पठन का अभ्यास करे ।

* चिड़िया का घोंसला बनाए।

* Gardening 🌱

* Note: All the activities should be done neatly on A3 size sheet using colours and creativity.

* 1. Seed Germination Activity 🌱

* Take some moong seeds or rajma seeds and place them in wet cotton. Keep them in a small bowl/container and sprinkle water daily. Observe how the seed grows. After 30 days, paste a photograph on the A3 sheet. Write 2 lines about your activity.

* 2. Flower Activity 🌸

* Collect and paste any 5 flowers on an A3 size sheet. Write the names of all the flowers neatly below each picture. Decorate the sheet beautifully with colours.

* 3. Find Green Things 🟢

* Draw any 5 green things that you see in your garden or home (for example: leaf, grass, cucumber, parrot, tree, etc.)in 3 in one notebook. Colour them neatly and write their names below each drawing.





Practice the following questions (Oral)

1. Q: Who is our Prime Minister?

A: Our Prime Minister is Mr. Narendra Modi.

2. Q: Who is the Chief Minister of Telangana?

A: The Chief Minister of Telangana is Mr. Revanth Reddy.

3. Q: In which state do you live?

A: I live in Telangana.

4. Q: What is the name of your state capital?

A: The capital of Telangana is Hyderabad.

5. Q: Name one famous place in Hyderabad.

A: Charminar is a famous place in Hyderabad.

1. Q: What is the language spoken in Telangana?

A: Telugu

2. Q: Name one Famous festival celebrated in Telangana.

A: Bathukamma / Bonalu

3. Q: Which animal is seen on the Telangana state emblem?

A: Deer / Kakatiya Kala Thoranam with Charminar

4. Q: Name any one big city in Telangana other than Hyderabad.

A: Warangal / Nizamabad / Karimnagar

5. Q: What is the new name for Hyderabad being planned by the government?

Bharat Future City

1. Q: What should you say when someone helps you?

A: Thank you.

2. Q: What should you say if you hurt someone by mistake?

A: Sorry.

3. Q: Should we fight with our friends?

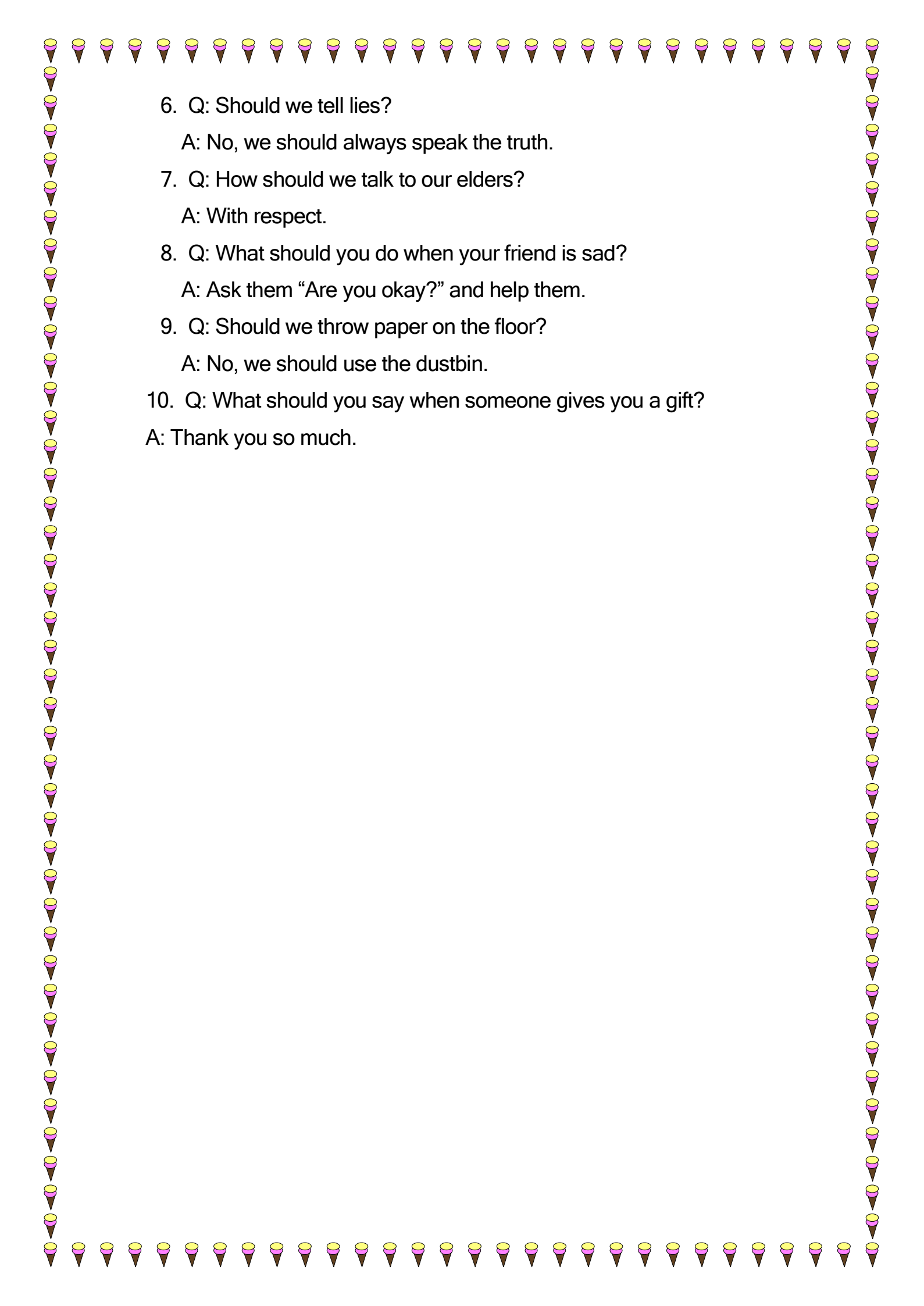
A: No, we should play nicely.

4. Q: What should you do before eating your food?

A: Wash my hands.

5. Q: If you find a pencil on the floor, what should you do?

A: Give it to the teacher.



6. Q: Should we tell lies?

A: No, we should always speak the truth.

7. Q: How should we talk to our elders?

A: With respect.

8. Q: What should you do when your friend is sad?

A: Ask them "Are you okay?" and help them.

9. Q: Should we throw paper on the floor?

A: No, we should use the dustbin.

10. Q: What should you say when someone gives you a gift?

A: Thank you so much.