

Summer Holiday



Hurray!!! The Summer Holidays are here... It's time to take a break, sit back & enjoy a few weeks on holiday! To keep the little ones engaged & be in touch with the learnings done in the class, the Summer Holiday Activities are designed with a motto of "Fun & Learn". Homework Worksheets & a bank of fun filled activities is being uploaded on our 'School Portal'.

So, parents, let them put their thinking caps & get their imagination going. Please download the Worksheets & Activities. Let us all help them be more confident & independent...

Happy Holidays!!!

ACTIVITIES





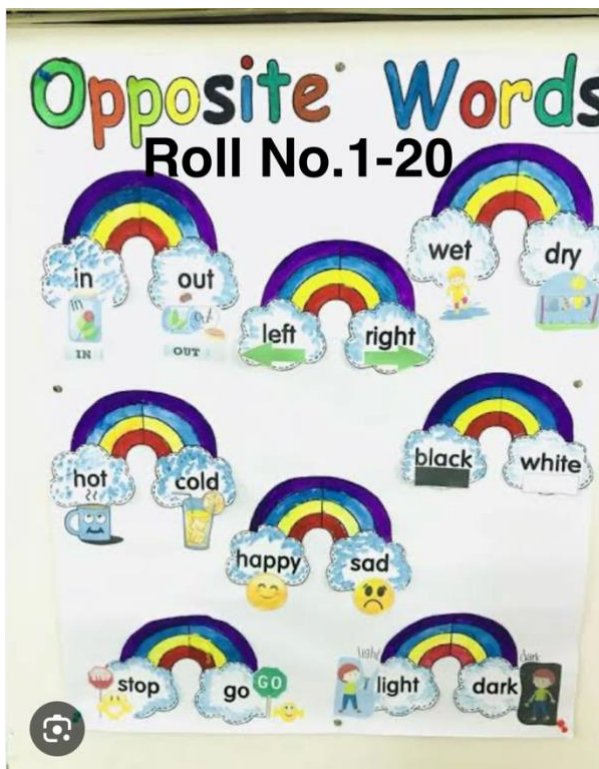
- Students must complete 5 pages from their English cursive handwriting book.
- A reading test will be conducted at the end of June. All students should be able to read Unit 1 and Unit 2 from their English textbook fluently.
- Revise all the syllabus covered so far.

Note:

Each student must prepare two charts for the English subject:

1. Article (A/An/The)
2. Opposite Words (as per the roll number assigned).

Reference pictures are shared below for your guidance.







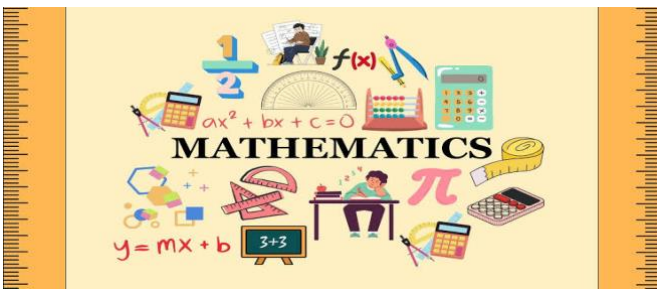
- विद्यार्थी अपनी हिन्दी सुलेख पुस्तक में 5 पृष्ठ सुंदर अक्षरों में लिखें।
- जून माह के अंत में एक पाठ्य वाचन परीक्षण लिया जाएगा। सभी विद्यार्थियों को अपनी हिन्दी पुस्तक के पाठ 1 से पाठ 5 तक का सही उच्चारण के साथ वाचन आना चाहिए।
- अब तक का पूरा पाठ्यक्रम दोहराएं।
- विशेष सूचना:

प्रत्येक विद्यार्थी को हिन्दी विषय के लिए दो क्राफ्ट वर्क तैयार करने हैं:

1. वर्णमाला (अ से अः तक)
2. मात्राएँ (स्वर मात्राओं पर आधारित क्राफ्ट वर्क)

निर्देश एवं उदाहरण नीचे दिए गए चित्रों में साझा किए गए हैं।





Students must learn multiplication tables from 2 to 10 thoroughly.

Revise all the syllabus covered so far.

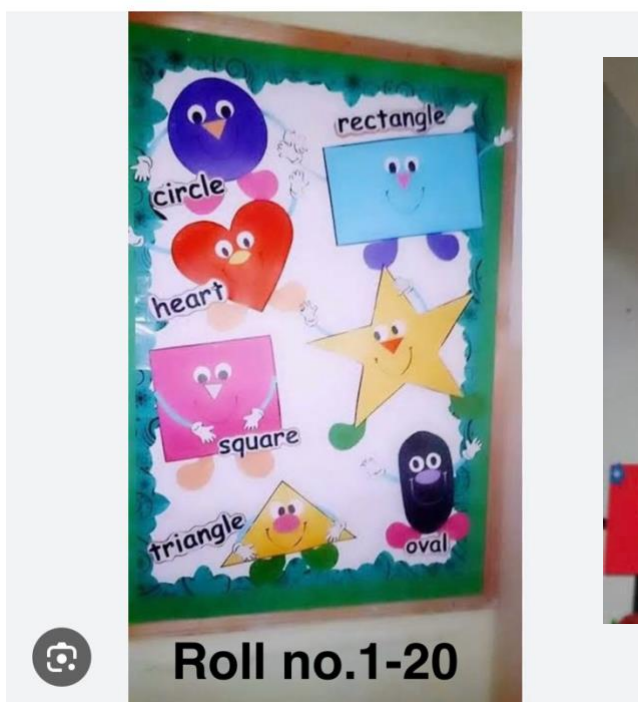

Note:

Each student must prepare two charts for the Mathematics subject:

1.Ordinal numbers

2.Shapes (as per roll no)

Reference pictures are shared below for your guidance.





- 1) Collect different dry leaves and make pictures of different animals and birds in A4 sheet paper.
- 2) Draw or paste 5 trees ,5 shrubs,5 herbs , 5 climbers 5 creepers and write their names in your notebook.
- 3) write 5 sentences how do you take care of plants in your garden. Draw picture of your garden.



This has to be done in coloured scrapbook.

Theme: My Dream Garden

1. English:

Paste or draw different things found in a garden (flowers, trees, butterflies, birds) — label them with small paper tags (optional).

2. Hindi:

Represent garden-related Hindi words creatively through drawings, like फूल (flower), पेड़ (tree), पत्ती (leaf), तितली (butterfly).

(Only the word written neatly near the drawing, no extra sentences.)

3. Maths:

Use different shapes to make parts of the garden:

(e.g., circle flowers, triangle trees, rectangle benches).

Make a design pattern — like a row of 4 flowers, 2 butterflies, etc.

4. EVS:

Show Living and Non-living things creatively:

(e.g., draw or paste trees, birds as living; fountain, bench as non-living).

No need to label — show it clearly in the drawing.

5. Art & Craft:

Use origami, cotton for clouds, glitter for water, real leaves, stickers, colored papers, or any decorative material.



Art Work- Each student must complete one art work as per their roll no based on the reference pictures shared below.



***Note for Parents:**

All parents are kindly requested to ensure that students submit their Holiday Homework on 21st June 2025, the day school reopens. Please make sure the work is neatly done, well-maintained, and submitted in proper condition.