


PM SHRI KV NO.1 CANTT SAGAR

HOMEWORK (AUTUMN BREAK)-2025


Class 1(A,B,C)

1. Cut the colour paper into pieces and make a drawing of any animal or bird using different shapes.
2. Learn and write number names from 1 to 30.
3. Learn and write table from 2 to 5.
4. Make a project on a chart or A4 sheet to display counting 1 to 10. You can paste pictures or real life objects against each no.

For ex. - 1 button for 1 , 2 stones for 2. Sample of reference is here...



5. Make a model of ABACUS. For example -:



Reading Activities

1. Story Time with Family

- Read one short story with your parents or grandparents.
- Draw your favorite character from the story.
- Write its name (with help if needed).

2. Picture Reading Fun

- Look at a picture (magazine, newspaper, or book).
- Speak 5–6 sentences about what you see.

Phonics & Sounds Activities

1. Alphabet Sound Hunt

- Find 5 objects at home beginning with the sounds /s/, /t/, /m/, /p/, /a/.
- Draw or paste pictures of them.

2. Rhyme Time

- Write or say 2 words that rhyme with:
 - Cat (_ , ____)
 - Sun (_ , ____)
 - Top (_ , ____)

3. Sound Sorting

- Take old newspapers/magazines.
- Cut and paste 5 pictures beginning with the sounds **B** and **D** in your notebook.

Creative Work

1. Autumn Leaf Art

Collect 2–3 real leaves.

- Paste and decorate them in your notebook.
- Write: *This is a leaf.*

2. My Family Reads Together

- Draw a picture of your family reading together.
- Write one sentence: *We love reading.*

हिन्दी (कक्षा 1)

■ पाठ – वाह! मेरे घोड़े

1. अपने शब्दों में लिखो – घोड़े को देखकर बच्चा क्यों खुश हुआ?
2. घोड़े का चित्र बनाकर रंग भरें।
3. घोड़े के लिए 3-4 पंक्तियों की कविता लिखें।

■ पाठ – खतरे में साप

पढ़ो और अगर तुम वहाँ होते तो क्या करते? 3-4 वाक्य लिखें।

■ पाठ – आलू की सड़क

1. पढ़ो और अपने शब्दों में कहानी का संदेश लिखें।
2. 5 अलग-अलग सब्जियों के चित्र बनाकर उनके नाम लिखें।
3. सोचो – अगर सड़क आलू की जगह आम की बनती तो क्या होता? लिखें।

■ पाठ – झूलम-झूली

1. कविता पढ़कर 4 पंक्तियाँ याद करो और लिखें।
2. झूले पर झूलते बच्चों का चित्र बनाओ।
3. अपने अनुभव लिखें – क्या तुम झूले पर झूले हो? कैसा लगा?

□ हिन्दी व्याकरण अभ्यास

1. स्वर और व्यंजन

सारे स्वर लिखें और रंग भरें।

पाँच शब्द लिखें जिनमें आ स्वर आता है।

1. पाँच नाम वाले शब्द लिखें (जैसे – कुत्ता, गेंद)।

2. लिंग

लड़की – लड़का

रानी – __

राजा – __

माँ – __

बेटा – __

4. वचन

फल →

बच्चा →

किताब → __

5. वाक्य बनाओ

घोड़ा

आलू

साँप

झूला

COMPUTER

Draw and label 4 main parts of a computer – Monitor, CPU, Mouse, Keyboard.

Draw or paste pictures of 3 places where computers are used (e.g., school, home, hospital).

Class 2(A,B,C)

हिन्दी इकाई 3

पाठ – तालाब

अपने शब्दों में 5-6 वाक्य लिखो कि तालाब में कौन-कौन से जीव रहते हैं।

तालाब का चित्र बनाकर रंग भरों।

पाठ – बीज

एक बीज किसी गमले/बगीचे में लगाओ, रोज़ पानी दो और उसकी वृद्धि को 1 सप्ताह तक देखो।

प्रतिदिन जो बदलाव दिखे, उसे अपनी कॉपी में लिखो और अंत में उसका चित्र भी बनाओ।

पाठ – किसान

किसान के कामों की सूची बनाओ (जैसे – खेत जोतना, बीज बोना, फसल काटना आदि)।

“किसान हमारे जीवन में क्यों ज़रूरी है?” इस पर 4-5 वाक्य लिखो।

पाठ – मूली

मूली या कोई और सब्ज़ी का चित्र बनाकर उसके बारे में 3 पंक्तियाँ लिखो।

“हरी सब्ज़ियाँ खाने का महत्व” – इस पर 3-4 वाक्य लिखो।

पाठ – बरसात और मेंढक

बरसात का मौसम आपको क्यों अच्छा लगता है? 5 पंक्तियाँ लिखो।

एक छोटा-सा गीत/कविता लिखो – “बरसो रे बादल” या “मेंढक की टर्-टर्” पर।

MATHS

1. LEARN AND WRITE THE TABLES FROM 1 TO 20.
2. PRACTICE 5 ADDITION PROBLEMS DAILY.
3. PRACTICE AT LEAST 2 ADDITION RELATED WORD PROBLEMS DAILY (ON YOUR OWN)
4. PRACTICE SUBTRACTION PROBLEMS DAILY.
5. WRITE SKIP COUNTING TO 2'S, 3'S, 4'S AND 5'S.

ENGLISH

Q1.READING COMPREHENSION-

READ THE PASSAGE AND ANSWER THE FOLLOWING QUESTIONS-

Teachers

Teachers are important because they help us learn. They teach us new things and help us understand the world around us. Without teachers, we would not be able to learn as much as we do. They are an important part of our lives.



1) Who help us learn?

- a) parents b) friends c) teachers

2) Teachers help us understand the _____ around us.

- a) school b) world c) home

3) _____ are important part of our lives.

- a) parents b) teachers c) friends

<https://whatistheurl.com>

Q2. LEARN THESE SENTENCES-

- 1.Come on, let's pack our bags.
- 2.I know the answer.
- 3.May I ask a question?
- 4.What does it mean?
- 5.The bell has rang.
- 6.What period is this?
7. Which period is this?
8. We are listening carefully.
9. I want a pencil. (eraser, sharpner, scale, etc)
10. Anybody has a pencil? (eraser, sharpner, scale, etc)
11. May I answer?
12. May I sit down?
13. Whose pencil is this? (eraser, sharpner, scale, etc)

14. I am not feeling well.

Q3. Write the rhyming words-any 3

Cot----

Tar-

Ship-

Man-

Fill-

Sun-

Bat-

Back-

Q4. Write the poem A show of clouds in your classwork notebook.

Q5. Learn the colour names.

Q6. Read one page daily.

Q7. Read the stories given.

Q8. Practice cursive handwriting by writing daily one page.

Q9. Learn the poems taught.

Q10. Learn the new and sight words of lessons taught.

COMPUTER

Question:1. On an A4 sheet or in the notebook, draw or paste pictures of the following: (I) Desktop Computer

(ii)Laptop

(iii)Tablet or Smartphone.

Q2:- Write 5 uses of a computer in daily life.

Q3:- Make a colorful cardsheet showing Input, Output, and Processing devices

CLASS 3 (A,B,C)

हिन्दी

- १_ प्रतिदिन २पेज पठन करें
- २_ पांच पेज सुलेख कार्य करें
- ३_ पांच विलोम शब्द लिखें
- ४_ अकबर और बीरबल की एक कहानी को लिखें


ENGLISH

Q1. Read the given passage carefully and answer the questions-

<https://whatistheurl.com/>

This story literally talks about a bird who work hard and is punctual in its daily routine.

There was once a bird who woke up early every morning to catch worms. Other birds would see her and laugh, saying that she was wasting her time. But the bird didn't care. She knew that if she kept working hard, she would eventually be rewarded. Sure enough, one day, the bird caught a worm so big, it could barely fit in her mouth. The other birds were shocked and jealous, but the bird just smiled. She knew that her early mornings had paid off.



1. What are the characters of the bird in the story?
2. Why did the bird think that she would get rewarded?
3. What did other birds react to her?
4. How did the bird get rewarded?
5. What did you learn by reading this story?

<https://whatistheurl.com/>
Please visit our site for worksheets and charts <https://whatistheurl.com/>

Q2. Find the meanings of these words from the dictionary and write them-

Excite, journey, wise, royal, grocery, sink, float

Q3. Write the plural and make sentences with the plural-

Child---

Knife-

Woman-

Banana-

Box-

Q4. .Write the singular and make sentences with the singular-

Babies-

Men—

Leaves-

Tables-

Feet-

Q5. Which is your favourite festival? Write the names of some sweets and dishes prepared on that day.

Q6. Write the opposites of the following-

Sweet- strong---

Early- heavy—

Rich- open--

High- thick---

Near- right—

Q7. Write the gender-

Example- son- daughter

Daddy-

Sir-

Father-

Tiger-

Horse-

Q8. Learn the poems-

Colours, out in the garden

Q9. Write any 10 compound words-

Example- wallwatch

Q10. Practice cursive handwriting in your rough note book.

Q11. Learn any 2 conversations given.

TWAU

Water – The Essence of Life

1. Water Diary

- a. For one week, note down how many buckets/litres of water your family uses in a day (for drinking, bathing, washing).
- b. Write 2 ways you saved water at home.

2. Poster Making

- a. Make a colourful poster on “*Save Every Drop*”.

Mystery of Food

1. Food Plate Art

- Draw or paste pictures of food items to make a Healthy Plate (fruits, vegetables, pulses, milk, etc.).
- Colour it neatly.

2. Family Recipe Corner

- Write your favourite food recipe.
- Paste a picture or draw it.

World of things

1. Best out of Waste – World of Things

- Create a small useful item (like pen stand, bird feeder, or toy) using waste material at home.
- Write 2–3 lines on how you made it.

MATHS

Q1:-. Write down the names of some of your friends then answer the questions.

- Tick the longest name and cross the shortest name.
- Write the starting letter of your name.
- Count all the name(s) that have the same starting letter as yours.

- Which starting letter is the most used? Count the names that begin with it.
- Count the names with the same ending letter.
- Write the letters that are not the starting letter of any name.

Q2 :- Arrange the following numbers from biggest to smallest.

67, 376, 294, 249, 494

Q3 :- Now make more 3-digit numbers using 3, 2 and 4 where you may repeat the digits. Colour the greatest number with red and smallest number with yellow.

Q4 :- Make a rectangle and square. Write their properties and examples.

Q5 :- Make 3-digit numbers using 3, 2, and 4 without repeating any digit and colour the greatest number with red and smallest number with yellow.

Q6 :- Arrange the following numbers from smallest to biggest.

456, 389, 207, 99, 110

Q 7:- Write expanded forms of following numbers.

A) 456

B) 999

Q8:- Suma saves 8 rupees every day. After how many days will she have 56 rupees ?

Q9:- There is a line of 55 ants (one ant has 6 legs). What is the total number of legs in the line?

Q10:- Make a beautiful pattern using different shapes:

COMPUTER

1. Fill in the blanks:

- a) The brain of the computer is the ____.
- b) A ____ is used to type letters.
- c) A ____ shows the output on the screen.
- d) The ____ is used to click on items.

2. Match the Following:

A	B
Keyboard	- Shows the result
Monitor	- Used to type
Mouse	- Pointing device
CPU	- Brain of computer

3. Answer the following:

- a) Name any two input devices.
- b) Name any two output devices.
- c) What is the full form of CPU?
- d) Write two uses of a computer in school.

4. Activity (Cardsheet/Chart Paper):

Make a colorful chart showing:

Input Devices (Keyboard, Mouse, Microphone)

Output Devices (Monitor, Printer, Speakers)

Draw or paste pictures and label each.

CLASS 4(A,B,C)

Subject:- Mathematics

The Cleanest village

* Count the number of dustbins in your colony. If each dustbin is cleaned 3 times in a day, how many times will they be cleaned in a week.

Weigh it, Pour it

* Take 5 kitchen items (rice, sugar, flour, dal, salt). Write their weights in kg and g. Find the total weight.

* . Find out how many 250 g packets of sugar make 5 kg.

* If 1 litre of juice fills 4 glasses, how many litres are needed to fill 20 glasses?

Equal Groups

* A farmer has 36 mangoes. Show equal groups of 2, 3, 4, 6, 9.

* Make your own word problem using multiplication and division, and solve it.

* Draw an array (rows and columns) to show 24 flowers arranged in 4 vases.

Fun with Symmetry

* Collect 3 objects from home (like leaf, paper fan, plate). Draw and mark their line of symmetry.

* Draw a beautiful rangoli design with at least 2 lines of symmetry.

* Cut a square paper. Fold it twice and cut small shapes on the folds. Open and paste – write how many lines of symmetry it shows.

Ticking Clock

1. Draw clocks to show the following times:

* Quarter past 5

* Half past 2

* Quarter to 7

* 8:45

2. If you start studying at 6:30 pm and finish at 8:15 pm, how long did you study?

3. Write your daily routine using time (for example: wake up – 6:30 am, school – 7:30 am).

विषय – हिन्दी

कार्य :1. पाठ्यपुस्तक पठन

अध्याय 5 से 8 तक प्रतिदिन कम से कम 1 पृष्ठ पढ़ें

हर अध्याय से 5 कठिन शब्द चुनकर उनका अर्थ लिखें।

2. शब्द-कोष कार्य

“आसमान गिरा, जयपुर से पत्र, नकली हीरे, ओणम के रंग” – इन चारों पाठों से कुल 20 नए शब्द चुनें।

उनके अर्थ लिखें और छोटे-छोटे वाक्य बनाइए।

3. 20 विलोम शब्द 20 पर्यायवाची शब्द लिखो और याद करो।

4. रचनात्मक कार्य

“जयपुर से पत्र” पढ़कर अपने दोस्त को पत्र लिखिए (6–7 पंक्तियों का)।

“ओणम के रंग” से प्रेरित होकर रंगोली या पुखलम का चित्र बनाइए।

5. कहानी विस्तार

“नकली हीरे” कहानी में अगर हीरे सचमुच असली निकलते, तो आगे क्या होता? इस पर 6–7 पंक्तियों में अपनी कल्पना लिखिए।

6. अनुभव लेखन

छुट्टियों में अपने परिवार के साथ बिताया गया कोई अच्छा अनुभव लिखिए (कम से कम 8–10 वाक्य)।

SUBJECT :- TWAU

Read one page daily (Target: to improve your reading).

1. Make any drawing using grains.

2. Recycle the paper and make a handmade sheet.

3. Write a postcard message to your friend for inviting him/her to your birthday party.

4. Make any toy or decorative items using old newspaper.

5. Do the following worksheet in any spare notebook or rough notebook and learn it also.

SUBJECT :- ENGLISH

1. Read and learn the poem **Fit body fit mind fit nation**.

2. Read lesson 8: **The Lagori Champions**.

3. Find out English meaning of the following words from the dictionary:

(1) Stacked

(2) Opponent

(3) Boundary

(4) Warriors

(5) Dodged

(Write in your English notebook)

4. What are the adjectives? Write definition and also write 10 adjectives.

(Prepare any one TLM on adjective for explaining it during classroom activity)

5. **Punctuation Marks**

List common punctuation marks (., !, ?, "", etc.) and write some sentences using punctuation marks.

#Prepare flash cards on punctuation marks.#

6. Write one page cursive handwriting daily.

SUBJECT :- COMPUTER

1. What is storage? Write 2 examples of storage devices.

2. Write the differences between Hard Disk, CD, and Pen Drive.

3. Create a table showing storage capacity of each (approx).

4. Define the following:

a) Software

b) System Software

c) Application Software

5. Write any 3 examples of each:

- System Software:
- Application Software:

6. Answer the following questions:

a) What is MS Paint used for?

b) Name 2 tools in MS Paint.

c) Write 2 uses of software in our daily life.

7. Drawing Activity (on A4 or Cardsheet):

Draw the MS Paint window and label:

Title Bar

Toolbar

Drawing Area

Color Palette

CLASS 5(A,B,C)

Subject:- Mathematics

Instructions:

Do all work neatly in your Maths notebook or on separate sheets.

Use colours, drawings, and labels wherever needed.

Submit on the first day after autumn break.

1. Live Worksheet – Fractions

Use the online/live worksheet via this link:

<https://share.google/images/6YnjCyrQnDIVVRNIZ>

(It's on equivalent fractions / fraction practice)

Complete all questions carefully and show workings.

Attach a printout / screenshot / copy of your answers in your notebook.

2. Nets of Solids & Shape Characteristics

(a) Net of a Cube

On a paper, draw at least one net of a cube (similar to what is on page 102).

Label edges and faces.

(b) Shapes & Their Characteristics

On an A4 sheet, draw at least 5 different 2D shapes (triangles, quadrilaterals, pentagon, hexagon, circle, etc.).

For each shape, write its characteristics:

Number of sides

Number of vertices (corners)

Angles (right, acute, obtuse) if applicable

Any symmetry or special features

3. Tangram Exploration

In your maths book, there is a Tangram set / shapes shown at the end (cut-out shapes).

Steps:

1. Carefully cut all the tangram shapes.
2. Paste them in your notebook or on a sheet.
3. Name each shape (triangle, square, parallelogram, etc.).
4. Try to use these shapes to form new figures (like animals, letters, houses) and draw or paste those too.

4. Word Problems Practice

Write 5 word problems each (total 20 problems) in these operations:

1. Addition
2. Subtraction
3. Multiplication
4. Division

SUBJECT:- TWAU

Q.1 On our Indian currency notes, we see pictures of different monuments. Can you name the monument shown on :-

- | | | | | |
|-----|-------------------|------|---|-------|
| (a) | ₹10 | note | — | _____ |
| (b) | ₹20 | note | — | _____ |
| (c) | ₹50 | note | — | _____ |
| (d) | ₹100 | note | — | _____ |
| (e) | ₹200 | note | — | _____ |
| (f) | ₹500 note — _____ | | | |

Q.2 India is a land of many languages. Can you tell which language is spoken in:

- (a) Tamil-Nadu- _____
- (b) West-Bengal- _____
- (c) Punjab- _____
- (d) Maharashtra- _____
- (e) Andhra Pradesh- _____
- (f) Gujarat- _____

Q.3 Write the dance forms of given states and also draw art-forms.

- 1. Assam → _____.
- 2. Kerala → _____.
- 3. Punjab → _____.
- 4. Rajasthan → _____.
- 5. Gujarat → _____.

Q.4 Let's become little explorers and discover our beautiful islands!

1. Colour & Map Work □□

- Find Andaman & Nicobar Islands and Lakshadweep Islands on the map of India.
- Colour them in blue or green.

2. Draw & Decorate 🎨

- Draw one special animal you may find on the islands (like turtle, parrot, crab, or fish).
- Give it a funny name!

Q.5 Creative Model Assignment

◆ Roll No. 1 to 10 – *The 4 R's & Waste Segregation*

- Make a model showing Reduce, Reuse, Recycle, Refuse.
- Show dustbins (green for wet waste, blue for dry waste etc)
- You can use cardboard, old bottles, newspapers, and waste materials.

◆ Roll No. 11 to 20 – *Underwater Life* 🐠

- Creative Model Assignment Create a model of underwater scenes: fishes, starfish, corals, turtles, etc.
- Use clay, coloured paper, or waste materials to show the ocean world.
- Add labels to show names of creatures.

◆ Roll No. 21 to 30 – *Energy Conservation* ⚡

- Prepare a model showing “Save Energy, Save Earth”.
- Ideas: Solar panels, windmills, turning off lights, energy-efficient bulbs.
- Use charts, small circuits (if possible), or 3D cut-outs.

◆ Roll No. 31 to 44 – *Mini State Tableau* IN

- Choose one state only from: *Madhya Pradesh, Assam, Rajasthan, Kerala, Punjab.*
- Show its famous dance, dress, monument, food, or festival in your tableau.
- Example: Kerala (Kathakali, coconut trees), Punjab (Bhangra, Golden Temple).

SUBJECT:- ENGLISH

Q1. Find the meanings of these words in English from the dictionary and write them-

Croak , Beware, storage, heritage, rural, unique, concrete, underneath, quit, apologise.

Q2. Write the contractions for the following-

He will----- , I am-----, you are-----, she will-----,

Should not-----, you are-----, they have-----

Shall not-----, I have-----, cannot-----, do not-----

Q3.write the full form of these contractions---

He's----- She'd-----

She's----- he'd-----

It's----- wouldn't-----

We're----- aren't-----

We'll----- couldn't-----

Q4.write the prefix—

Un ---happy, --- fair , ---kind

Re ---write , ---play , - ----turn

Dis - ---like , - ----obey , ---- connect

Pre ---view , - ---- school , ---- heat

Mis ---- behave , ---- spell , ---- place

In -----correct , -----capable ,----- efficient

Non ----stop , ----fiction ,-----sense

Over ----eat , ----act ,----- cook

Under -----cook , ----pay ,-----ground

Sub -----way , ----marine ,-----zero

Q5.write the suffix-

er teach---- , sing--- , play-----

ful care----- , beauty-----, help-----

less hope----- , care-----, fear-----

ness kind-----, dark----- , happy-----

ing eat----- , drink-----, jump----

ly slow-----, quick-----, nice----

ed walk----- , talk----- ,help-----

tion educa---- , na-----, sta-----

sion vi----- , divi----- , televi-----

est big----- , fast----- ,kind-----

Q6. Correct the sentences by rewriting them-

Playing/the/are/children/gound/the/in

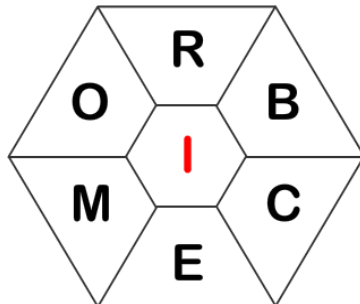
Is/morning/in/the/fresh/air/the

Teacher/our/English/teaches/us

Story/interesting/an/grandmother/told/me

Eating/mangoes/sweet/are/the

Q7. Spellathon make 5 words from the spellathons .The words should be three lettered or more than three letter words.The centre letter should be in each word.



Q8. WRITE 5 PAIRS OF HOMOPHONES

AND WRITE THE MEANING OF EACH 5 PAIRS OF HOMOPHONES.

Q9. WHAT ARE THE PRONOUNS? WRITE DEFINITION AND EXAMPLES OF EACH PRONOUN?

Q10. Fill in the blanks with suitable article a/an/the.

1. Rohan is _honest person.
2. Priya and Komal are going to Agra to see _Tajmahal.
3. ___Redfort is ___Indian fort.
4. Sheep is _domestic animal.
5. We should wait _____hour to reach at railway station.

Q.10 Write and learn past (V-II) and past participle (V-III) of given verbs:

1. Speak-
2. Learn
3. Listen
4. Talk
5. Hope
6. Swim
7. Catch

- 8 Buy
- 9 Bring
- 10. Sell
- 11. Sit
- 12. 12. Go
- 13. Come
- 14. Read
- 15. Do
- 16. Provide
- 17. Practice
- 18. Know
- 19. Show
- 20. See

विषय – हिन्दी

- १_ किरण , न्याय की कुर्सी , चांद का कुर्ता , साड . केन, सुंदरिया ,चतुर चित्रकार, मेरा बचपन पाठों को पढ़ें।
- २ इन हाथों में आए बहुवचन पर्यायवाची शब्द मुहावरे याद करें
- ३_ पंचतंत्र की कहानी पढ़ें और कोई एक कहानी याद करें
- ४_ कोई दो कविता याद करें जो आपकी पाठ पुस्तक में न हो।
- ५ 'मेरा प्रिय खेल' विषय पर दस वाक्य लिखिए

SUBJECT- COMPUTER

1. Fill in the blanks:

- a) _____ is used to type and format text.
- b) We use _____ to browse websites.
- c) A document in MS Word is saved with _____ extension.
- d) The _____ key is used to create a new line.

2. Answer in short:

- a) What is MS Word?
- b) Write two uses of MS Word.
- c) What is the Internet?
- d) Write any 3 uses of the Internet.

3. Shortcut Keys (Write the function):

- a) Ctrl + C – _____
- b) Ctrl + V – _____
- c) Ctrl + S – _____
- d) Ctrl + Z – _____

4. Define the following (in your own words):

- a) Operating System
- b) Spreadsheet
- c) Web Browser

5. Answer in 2–3 lines each:

- a) What are the differences between MS Word and MS Excel?
- b) How is the Internet useful for students?

c) Why is it important to shut down a computer properly?

d) What is a search engine? Name any two.

6. Practical Task (if computer available):

Open MS Excel and:

Create a table with 3 columns: Name, Marks, Grade.

Enter data for 5 students.

Use bold, center, and color for headings.