

PM SHRI KENDRIYA VIDYALAYA PICKET

HOLIDAYS HOMEWORK (Summer vacation)

CLASS-2

INSTRUCTIONS:

1. Use A4 size sheets only.
2. Write your Name, Class, Section, and Roll Number on the top of the sheet.
3. The holidays homework is to be given to the concerned subject teachers in a stickfile.
4. Make sure the work is your own. Do not copy from others.
5. Submit all your holiday homework on the first day after the holidays.

SUBJECT - ENGLISH

1. Practice reading the lessons which has been taught.
2. Read storybooks.
3. From the textbook, pick five words starting with st, cl, sh, fr, pl and write neatly in A4 sheet.

SUBJECT - HINDI

1. मेरा हिंदी शब्दकोश(My Hindi dictionary)

- एक छोटी सी नोटबुक लें और उसमें A-Z के हिसाब से हिंदी शब्द लिखें।
उदाहरण:

A – अंगूर, अचार

B – बंदर, बच्चा

- हर शब्द के साथ उसका चित्र भी बनाएं या चिपकाएं।

2. मेरी बुक रिव्यू (My Hindi Story Book Review)


- छुट्टियों में कोई एक हिंदी कहानी की किताब पढ़ें।
- उस कहानी के बारे में 5 वाक्य लिखें:
- कहानी का नाम
- मुख्य पात्र कौन थे
- क्या हुआ
- मुझे क्या अच्छा लगा
- क्या सीख मिली?

नोट:

- सभी कार्य चित्रों और रंगों के साथ करें।
- यदि संभव हो, तो कोई काम डिजिटल रूप में भी बनाया जा सकता है (जैसे वीडियो या ऑडियो क्लिप)।

SUBJECT -MATHS

- *Danny, the dog, is homeless and is looking forward to have one. Will you help him have his own house? Construct a house with different shapes that you have learnt, using colourful papers*



Observe the place value of 5 and 9 in each of the numbers given below. Colour the boxes yellow where place value of 5 is ones and orange where place value is tens. Then colour the boxes orange where place value of 9 is ones and yellow where place value is tens.

35	56	45	51	5
91	29	97	29	85

SUBJECT -GARDENING

1. Grow a Plant(Project)

- Take any seed (like coriander, mustard, fenugreek, or sunflower).
- Sow it in a small pot or recycled container.
- Water it every day and observe its growth.
- Draw pictures of your plant once every week.

“Write 3–4 lines about how you took care of it.

2. Leaf Art Activity:

- Collect 5 different types of leaves.
- Paste them in your scrapbook.
- Write the name of the plant/tree (with parents' help).

PMSHRI KENDRIYA VIDYALAYA PICKET
HOLIDAY HOMEWORK – APRIL 2025
(w.e.f 02/05/25 to 20/06/25)

INSTRUCTIONS:

1. DO THIS HOLIDAY HOMEWORK IN A4 SIZE PAPER.YOU CAN USE ANY COLOUR (LIGHT COLOUR) A4 SIZE PAPER.
2. WRITE YOUR NAME, CLASS &SECTION AND ROLL NO. WITHOUT FAIL.
- 3.THIS HOLIDAY HOMEWORK CARRIES MARKS.
- 4.SUBMIT IT ON THE REOPENING DAY.

CLASS 3 (ENGLISH)

I. CREATIVE WRITING

Write five sentences about a garden you have visited by using the hints given below.

Hints:

- i) Hedge all around
- ii) A path for walking
- iii) Flower beds
- iv) A garden bench under a huge tree
- v) A fountain for watering the grass

II. THINKING SKILL

Do you think we must catch butterflies and caterpillars and keep them in jars and boxes? Why or why not?

Ans. We should/should not keep living creatures in jars and boxes because.....

CLASS 3 (HINDI)

अपनी पाठ्यपुस्तक में से निम्नलिखित मात्राओं वाले 10 शब्द ढूँढ कर लिखो ।

ए	
ई	
ओ	
इ	
ऐ	
ऊ	
औ	
उ	

CLASS – 3 (MATHS)

1) Write 10 wild animals names, where number of letters are more than four. Count the number of letters in the names of wild animals. Write the number and its number name.

Ex – Rhinoceros - 10 letter

10 – ten

2) Write the number names from 50 to 100 and record the following data in the following table.

No. of letters Numbers(How many numbers?)

5 letters (Example) 50,60 (2)

6 letters

7 letters

8 letters

9 letters

10 letters

CLASS 3 (EVS)

Gather information from your parents and grand parents and make your family tree (3 generation –upto great grand parents) on A4 sheet.

- Include the names of all the members.
- Write the birth year of each member.
- Write how they relate to you.
- Draw or paste the pictures of your family members.

PM SHRI KENDRIYA VIDYALAYA PICKET

SUMMER BREAK HOLIDAY HOMEWORK

CLASS – IV

(w.e.f 02/05/2025 to 20/06/2025)

INSTRUCTIONS: —

- DO THIS HOLIDAY HOMEWORK IN A4 SIZE PAPER. YOU CAN USE ANY COLOUR (LIGHT COLOUR) A4 SIZE PAPER. MAKE SEPARATE FILE FOR EACH SUBJECT.
- WRITE YOUR NAME, CLASS, SECTION AND ROLL NO. WITHOUT FAIL.
- THIS HOLIDAY HOMEWORK CARRIES MARKS.
- SUBMIT IT ON THE REOPENING DAY.
- DO ERROR FREE WORK.

SUBJECT : ENGLISH

1. Practice cursive handwriting in cursive handwriting book and submit it after reopening.
2. Read any story book, write its review. Find out new words from the story, search the meanings from the dictionary and frame sentence with that words (write the new words, meanings, sentences)

SUBJECT : HINDI

गर्मियों की छुट्टियाँ शुरू हो गई थीं। नीलू बहुत खुश थी क्योंकि अब उसे स्कूल का होमवर्क नहीं करना पड़ेगा। वह अपने नानी-नाना के गाँव जाने वाली थी। गाँव पहुँचकर वह आम के बाग में गई, तालाब में पानी के छींटे मारे और मिट्टी के खिलौने बनाए। नानी ने कहा नीलू क्या तुम्हे कहानी सुनना पसंद है ? नीली ने कहा "हाँ नानी जी"। नानी ने उसे कहानी सुनाई और ताजे फल खिलाए। नीलू ने हर दिन कुछ नया सीखा—कभी चूल्हे पर रोटी बनाना, कभी गाय को चारा देना। छुट्टियाँ बीत गई, लेकिन नीलू के पास बहुत सी यादें रह गई।

1. कहानी में प्रयोग हुए विराम चिन्हों की सूची बनाओ।
2. कहानी में से कोई भी 5 प्रश्न बनाकर उसका उत्तर दें।

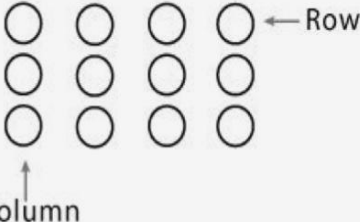
SUBJECT : MATHS


1. Complete the multiplication grid :


		4	x	4	=				
				x					
					x	6	=		
x				=		x			
6	x	6	=				x	8	= 80
=						=			
60									


		9	x	3	=				
				x					
					x	5	=		
x				=		x			
4	x	6	=				x	6	= 18
=						=			
32									

2.Repeated addition arrays:

<p>Example</p> 	<table> <tr> <td>Rows</td><td><u>3</u></td></tr> <tr> <td>Columns</td><td><u>4</u></td></tr> <tr> <td>Repeated addition</td><td><u>$3 + 3 + 3 + 3 = 12$</u></td></tr> <tr> <td>Multiplication</td><td><u>$4 \times 3 = 12$</u></td></tr> </table>	Rows	<u>3</u>	Columns	<u>4</u>	Repeated addition	<u>$3 + 3 + 3 + 3 = 12$</u>	Multiplication	<u>$4 \times 3 = 12$</u>
Rows	<u>3</u>								
Columns	<u>4</u>								
Repeated addition	<u>$3 + 3 + 3 + 3 = 12$</u>								
Multiplication	<u>$4 \times 3 = 12$</u>								

<p>1</p> 	<table> <tr> <td>Rows</td><td><u> </u></td></tr> <tr> <td>Columns</td><td><u> </u></td></tr> <tr> <td>Repeated addition</td><td><u> </u></td></tr> <tr> <td>Multiplication</td><td><u> </u></td></tr> </table>	Rows	<u> </u>	Columns	<u> </u>	Repeated addition	<u> </u>	Multiplication	<u> </u>
Rows	<u> </u>								
Columns	<u> </u>								
Repeated addition	<u> </u>								
Multiplication	<u> </u>								

<p>2</p> 	<table> <tr> <td>Rows</td><td><u> </u></td></tr> <tr> <td>Columns</td><td><u> </u></td></tr> <tr> <td>Repeated addition</td><td><u> </u></td></tr> <tr> <td>Multiplication</td><td><u> </u></td></tr> </table>	Rows	<u> </u>	Columns	<u> </u>	Repeated addition	<u> </u>	Multiplication	<u> </u>
Rows	<u> </u>								
Columns	<u> </u>								
Repeated addition	<u> </u>								
Multiplication	<u> </u>								

<p>3</p> 	<table> <tr> <td>Rows</td><td><u> </u></td></tr> <tr> <td>Columns</td><td><u> </u></td></tr> <tr> <td>Repeated addition</td><td><u> </u></td></tr> <tr> <td>Multiplication</td><td><u> </u></td></tr> </table>	Rows	<u> </u>	Columns	<u> </u>	Repeated addition	<u> </u>	Multiplication	<u> </u>
Rows	<u> </u>								
Columns	<u> </u>								
Repeated addition	<u> </u>								
Multiplication	<u> </u>								

SUBJECT : EVS

1.Take a seed and place it in wet cotton. Observe it every day. What happens after 2–3 days? Write a short report.

2.Do all liquids mix with water? Try adding oil, salt, and sugar to water. What happens?



HOLIDAYS

PM SHRI KV PICKET
Holiday Homework
Class - 5
(w.e.f 02/05/25 to 20/06/25)

INSTRUCTIONS:

1. DO THIS HOLIDAY HOMEWORK IN A4 SIZE PAPER. YOU CAN USE ANY COLOUR (LIGHT COLOUR) A4 SIZE PAPER. MAKE A SEPARATE FILE FOR EACH SUBJECT.
2. WRITE YOUR NAME, CLASS & SECTION AND ROLL NO. WITHOUT FAIL.
3. THIS HOLIDAY HOMEWORK CARRIES MARKS.
4. SUBMIT IT ON THE REOPENING DAY.

ENGLISH

Q1. Read any one short story of your choice.

After reading, answer these creatively:

- (a) Who is your favorite character and why?
- (b) If you could change the ending of the story, how would you rewrite it?
- (c) Draw a scene from the story that you liked the most.

Q2. Choose any 5 simple English words (like *play*).

Find 4–5 new words that are made from it. (*playful, playtime etc.*)

Draw a tree: write the root word on the trunk and the new words on the branches or leaves.

HINDI

प्रश्न 1 नीचे लिखे गद्यांश को पढ़कर इसमें से कोई पांच प्रश्नों को स्वयं ढूंढ कर उनके उत्तर भी लिखना ।

एक गाँव में मोहन नाम का एक लड़का रहता था। वह बहुत ईमानदार और दयालु था। एक दिन वह रास्ते में जा रहा था, तभी उसे एक बटुआ मिला। बटुए में पैसे और एक आदमी का पहचान पत्र था। मोहन ने बटुए को अपने पास रखने के बजाय, उसमें लिखे पते पर जाकर उस आदमी को बटुआ लौटा दिया। उस आदमी ने मोहन को इनाम देने की कोशिश की, लेकिन मोहन ने विनम्रता से मना कर दिया। मोहन ने कहा — "सच्चाई और ईमानदारी ही सबसे बड़ा इनाम है।"

प्रश्न 2 गर्मी की छुट्टियां आपने कैसे बिताई लगभग 100 शब्दों में अपने विचार लिखो ।

EVS

Q1. Explain the various Natural disasters, collect the pictures from the old newspapers and write a few sentences how communities prepare for disasters and respond.

Q2. Draw a route map from your House to PM SHRI KV PICKET - PRIMARY SCHOOL". Draw the various "Road Safety symbols" which you have seen on the road and Explain.

MATHS

Q1. Do the following

A) How many kilometres away is your home— (Change km to m)

a) From the school?

b) From the park?

c) From the nearest railway station?

d) From the closest bus stop?

Find the shortest and longest distance.

Q2. Time taken by students for doing the following activities--

- a) Making the bed
- b) Watching television
- c) Drinking a glass of water
- d) Having lunch
- e) Having dinner
- f) Speaking nonstop
- g) Walking in a park
- h) Reading one page in story book
- i) Finishing the homework
- j) Reaching school

Which activity takes longer time?

Which activity takes lesser time?