




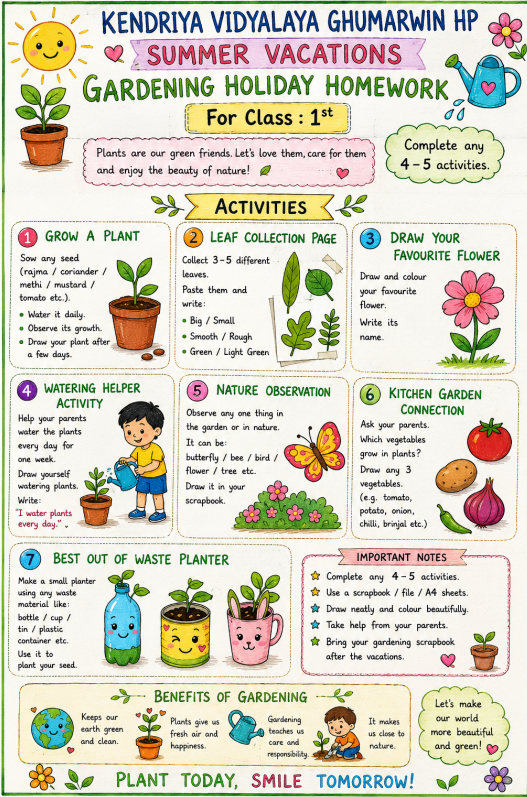


Primary Classes Holiday's Homework

		Subjects	Remarks
Class -1st	Maths	1. Write forward counting from 1-100 2. Write backward counting from 100-1 3. Write and learn number names from 1-50 4. Make a design by using different shapes	
	English	<div style="display: flex; justify-content: space-between;"> <div style="border: 1px solid black; padding: 5px; width: 15%;"> <p align="center">A. READING</p>  <ul style="list-style-type: none"> • Read signboards while travelling. • Read 5 English words daily. • Read one short story every week with family. • Tell what you read. </div> <div style="border: 1px solid black; padding: 5px; width: 15%;"> <p align="center">B. WRITING</p>  <ul style="list-style-type: none"> • Write 2 to 3 neat sentences about your day. • Copy one poem or paragraph in your best handwriting. • Write any 5 new words you learnt today. </div> <div style="border: 1px solid black; padding: 5px; width: 15%;"> <p align="center">C. SPEAKING</p>  <ul style="list-style-type: none"> • Speak in English with family for 5 minutes. • Describe your favourite toy, fruit or place. • Introduce yourself confidently. </div> <div style="border: 1px solid black; padding: 5px; width: 15%;"> <p align="center">D. EXPLORING</p>  <ul style="list-style-type: none"> • Visit a garden, field or shop. • Look around and name 5 things in English. • Observe birds, flowers or weather. </div> <div style="border: 1px solid black; padding: 5px; width: 15%;"> <p align="center">E. BONUS FUN</p>  <ul style="list-style-type: none"> • Draw and label. • Make a 'New Words List'. • Help parents in small work. • Any other fun English activity. </div> </div>	
	Hindi	1. हिंदी वर्णमाला रोज पढ़ें। 2. प्रत्येक मात्रा से दो शब्द लिखें और उनका चित्र बनाएँ। 3. प्रत्येक रंग से किसी एक वस्तु का चित्र बनाइए और उसका नाम लिखिए। 4. हिंदी की कोई भी दो कविता याद करें।	
	Gardening	 <p align="center">KENDRIYA VIDYALAYA GHUMARWIN HP SUMMER VACATIONS GARDENING HOLIDAY HOMEWORK For Class : 1st</p> <p>Plants are our green friends. Let's love them, care for them and enjoy the beauty of nature!</p> <p align="center">ACTIVITIES</p> <ol style="list-style-type: none"> GROW A PLANT Sow any seed (rajma / coriander / masha / mustard / tomato etc.). • Water it daily. • Observe its growth. • Draw your plant after a few days. LEAF COLLECTION PAGE Collect 3-5 different leaves. Paste them and write: • Big / Small • Smooth / Rough • Green / Light Green DRAW YOUR FAVOURITE FLOWER Draw and colour your favourite flower. Write its name. WATERING HELPER ACTIVITY Help your parents water the plants every day for one week. Draw yourself watering plants. Write: "I water plants every day..." NATURE OBSERVATION Observe any one thing in the garden or in nature. It can be: butterfly / bee / bird / flower / tree etc. Draw it in your scrapbook. KITCHEN GARDEN CONNECTION Ask your parents: Which vegetables grow in plants? Draw any 3 vegetables. (e.g. tomato, potato, onion, chilli, brinjal etc.) BEST OUT OF WASTE PLANTER Make a small planter using any waste material like: bottle / cup / tin / plastic container etc. Use it to plant your seed. <p align="center">IMPORTANT NOTES</p> <ul style="list-style-type: none"> ★ Complete any 4-5 activities. ★ Use a scrapbook / file / A4 sheets. ★ Draw neatly and colour beautifully. ★ Take help from your parents. ★ Bring your gardening scrapbook after the vacations. <p align="center">BENEFITS OF GARDENING</p> <ul style="list-style-type: none"> Keeps our earth green and clean. Plants give us fresh air and happiness. Gardening teaches us care and responsibility. It makes us close to nature. <p align="center">PLANT TODAY, SMILE TOMORROW!</p> <p align="right">Let's make our world more beautiful and green!</p>	
	Art	Practice basic shapes drawing	
Music	विद्यालय प्रार्थना राष्ट्रगान वंदे मातरम् किसी भी देशभक्ति गीत पर नृत्य तैयार करें।		

		5 3 2 1 0 1 2 3 5	Remarks
Maths	1. Write forward counting from 1 to 100 using different colors. 2. Write backward counting from 100 to 1. 3. Write and learn number names from 1 to 50. 4. Practice tables from 2 to 5 daily with fun claps or actions. 6. Count the steps from your room to the kitchen and write the number. 7. Collect 10 leaves, count them, and arrange them from smallest to biggest. 8. Make a creative picture using different shapes (circle, square, triangle, rectangle, etc.).		

Class -2nd	English	<div style="display: flex; justify-content: space-between;"> <div style="width: 22%; border: 1px solid #ccc; padding: 5px;"> <p style="text-align: center; margin: 0;">A. READING</p> <ul style="list-style-type: none"> Read a short story or a chapter from a children's book. Read signboards, posters, labels, newspapers, etc. Find any 5 new words and their meanings from the dictionary or your elders. Read the story aloud to your family. </div> <div style="width: 22%; border: 1px solid #ccc; padding: 5px;"> <p style="text-align: center; margin: 0;">B. WRITING</p> <ul style="list-style-type: none"> Write 2 to 3 neat sentences about your day. Write a short paragraph (5-6 sentences) on any one topic: My Family / My Pet / My Best Friend / A Beautiful Place I Visited. Write any 5 new words you learnt today with their meanings. Practice one page of cursive writing for today. </div> <div style="width: 22%; border: 1px solid #ccc; padding: 5px;"> <p style="text-align: center; margin: 0;">C. SPEAKING</p> <ul style="list-style-type: none"> Speak in English with family for 5 minutes. Talk about your day, your favourite game, fruit, animal or cartoon. Learn and speak one new rhyme, poem or tongue twister. Introduce yourself confidently. </div> <div style="width: 22%; border: 1px solid #ccc; padding: 5px;"> <p style="text-align: center; margin: 0;">D. EXPLORING</p> <ul style="list-style-type: none"> Observe your surroundings. Write 5 lines about something interesting you saw around you (plant, bird, insect, clouds, etc.). Make a small painting or a drawing on any one of these topics: My Dream House / My Favourite Festival / My School / A Nature Scene. </div> <div style="width: 22%; border: 1px solid #ccc; padding: 5px;"> <p style="text-align: center; margin: 0;">E. BONUS FUN</p> <ul style="list-style-type: none"> Make a 'Word Chain' - make new words from a given word (e.g., play - playful, player, replay, etc.). Make a 'Thank You Card' for someone who helps you. Write and decorate a short invitation card for your birthday party. </div> </div>		
	Hindi	<ol style="list-style-type: none"> 1. 20 पेज सुलेख लिखें। 2. हर मात्रा से 10-10 शब्द लिखें। 3. प्रतिदिन हिंदी का एक पेज पढ़ें। अपने पहले दिन का तथा छुट्टी के आखिरी दिन का वीडियो शिक्षिका से साझा करें। 4. पढ़ाए गए पाठों को याद करें 5. मेरी छुट्टियों का सबसे अच्छा दिन पर पांच वाक्य लिखें। 		
	Gardening	<ol style="list-style-type: none"> 1. Sow any 2 seeds (like coriander, mustard, or beans) in a small pot. 3. Click one photo with your plant and bring it after holidays. 	<ol style="list-style-type: none"> 2. water the plant daily and keep it in sunlight. 4. Paste that photo in gardening Scrap Book. 	
	Art	Make a paper Collage using old magazines, practice basic shapes (Triangle, Square, Circle)		
	Music	विद्यालय प्रार्थना वंदे मातरम् केन्द्रीय विद्यालय आगे बढ़ता जाएगा हिन्द देश के निवासी एक लोकगीत		

Subjects			Remarks
Maths	<ol style="list-style-type: none"> <li style="width: 25%;">1. Write number names 1 to 100. <li style="width: 25%;">2. Solve 10 addition and 10 subtraction sums daily. <li style="width: 25%;">3. Learn and write 2 to 10 tables 2 times. <li style="width: 25%;">4. Draw and identify 2D and 3D shapes objects in your home. <li style="width: 25%;">5. Make a model of wall clock. <li style="width: 25%;">6. Make a place value table on an A4 size chart paper according to indian system. 		
English	<div style="display: flex; justify-content: space-between;"> <div style="width: 22%; border: 1px solid #ccc; padding: 5px;"> <p style="text-align: center; margin: 0;">A. READING EXPLORER</p> <ul style="list-style-type: none"> Read a story or a chapter from your English textbook or your EVS textbook or from any children's book. Write about a character from the story you liked and why you liked and describe that character. Also draw the picture of that character and color it. Recommend this chapter (that you read) to your family members. Write 2-3 lines on why they should read it. </div> <div style="width: 22%; border: 1px solid #ccc; padding: 5px;"> <p style="text-align: center; margin: 0;">B. WRITING WORKSHOP</p> <ul style="list-style-type: none"> Write 3 to 4 neat sentences about your day. Write a short paragraph (6-8 sentences) on any one topic: My Favourite Place / A Helpful Person / A Memorable Day of My Life. Write any 5 new words you learnt today with their meanings. Write a letter to anyone you would like to (your friend / teacher / cousin / grandparent etc.) You can share something with them or invite them to your home or tell them about anything. </div> <div style="width: 22%; border: 1px solid #ccc; padding: 5px;"> <p style="text-align: center; margin: 0;">C. SPEAK & SHARE</p> <ul style="list-style-type: none"> Speak in English with a family member for 5-7 minutes. Talk about your day, your favourite hobby, your favourite book or movie. Learn and speak one new rhyme, poem or tongue twister. Make a call to your teacher or any teacher of your choice and talk to them in English about any random thing you would like. (Do this on that day only.) </div> <div style="width: 22%; border: 1px solid #ccc; padding: 5px;"> <p style="text-align: center; margin: 0;">D. WORD WONDERLAND</p> <ul style="list-style-type: none"> Make a 'Word Chain' with a common root word or ending. Example: play → player → playful → gameplay → playground Make a list of 10 describing words (adjectives) you know. Use each word in a sentence. Solve the riddle of the day. (One simple riddle is given below.) Write your answer. Riddle of the Day: I have keys but no locks. I have space but no room. You can enter, but can't go inside. What am I? </div> <div style="width: 22%; border: 1px solid #ccc; padding: 5px;"> <p style="text-align: center; margin: 0;">E. EXPLORER'S JOURNAL</p> <ul style="list-style-type: none"> Observe your surroundings carefully. Write 5 lines about something interesting you saw around you (plant, bird, insect, clouds, etc.). Draw a picture of it and label it. Make a small poster on any one topic: Save Water / Save Trees / Keep Your Surroundings Clean. </div> <div style="width: 22%; border: 1px solid #ccc; padding: 5px;"> <p style="text-align: center; margin: 0;">F. CREATIVE CORNER</p> <ul style="list-style-type: none"> Best Out of Waste: Make something useful for class decoration using waste material (e.g., pen stand, wall hanging, photo frame, pencil holder, paper flower, etc.). Write a short poem (4-6 lines) about 'Summer' or 'My Holiday'. Draw your dream vacation and write 3 sentences about it. Make a thank you jar: Write at least 5 things you are thankful for on small slips and put them in a jar (or box). Design a greeting card for your parents or teachers. </div> </div>		
Hindi	<ol style="list-style-type: none"> 1) हिंदी वर्णमाला को रंग-बिरंगे अक्षरों में चार्ट पेपर पर लिखिए। प्रत्येक अक्षर से एक शब्द भी लिखिए। 2) 10 विलोम शब्द लिखिए और उनके चित्र बनाइए। उदाहरण - दिन / रात 3) 10 शब्दों के लिंग बदलकर लिखिए और उनसे छोटे-छोटे वाक्य बनाइए। उदाहरण - राजा → रानी 4) अपने घर में 10 वस्तुओं के नाम लिखिए और बताइए वे व्यक्ति, स्थान, वस्तु या पशु में से क्या हैं। 5) अपने पसंदीदा फल, खिलौने या मित्र का चित्र बनाकर उसके लिए 5 विशेषण शब्द लिखिए। उदाहरण - मीठा, सुंदर, गोल आदि। 6) मैं, हम, वह, वे, तुम आदि सर्वनाम शब्दों का प्रयोग करते हुए 5 वाक्य लिखिए। 7) प्रतिदिन पाठ्यपुस्तक से एक पृष्ठ हिंदी पढ़ने और सुंदर लेख लिखने का अभ्यास कीजिए। 		

Class -3rd

Class -4th

Art			
TWAU	1) Learn the movement, homes and young ones of 15 Animals . 2) Learn Chapter 1 Family and friends (All questions and exercises) 3) Write and learn the correct spellings of the names of your family members. 4) Draw your family tree and ' The Scene of A fair ' (On white sheet) 5) Write five ways by which you can save water and electricity.		Click and send pics to your teacher showing how you saved water and electricity during your breaks
Music	वंदे मातरम् केन्द्रीय विद्यालय आगे बढ़ता जाएगा सारे जहां से अच्छा आता उठवू सारे रान (मराठी गीत) एक देशभक्ति गीत किसी भी देशभक्ति गीत या लोकगीत पर नृत्य तैयार करें।		
DL	Brief Computer. Draw and Explain all input and Output devices.		
Library	Read your library books given on 06.05.2026		
Subjects			Remarks
Maths	1) Write numbers 1-1000 and 1000-1 . 2) Learn and write tables 2 to 20. (twice each). 3) Draw and identify 2D and 3D shapes. 4) Draw clocks showing 5 different times 5) Maths Around Me: Count and record windows and doors in your house. 6) Solve 3 sums of addition and subtraction daily. 7) My Designer Clock: Create a beautiful, colorful clock using a paper plate or a cardboard cutout. Use waste material like bottle caps or buttons to decorate it! 8) Using a matchstick or ice-cream sticks, create three types of angles: Right Angle (L-shape), Less than a Right Angle, and More than a Right Angle. Paste them on a sheet .		
English	1. Write 1/2 page Cursive handwriting daily. 2. Make 12 new words with the help of the given word (BUTTERFLY) 3. Write a letter to your friend about your summer vacation's fun. 4. Learn 20 Action words and Adjectives . 5. Write 10-12 sentences on My School and My favourite teacher . 6. Read one page daily of any book(focus on Pronunciation and Fluency) 7. Learn all the work done in notebook of Chapter 1 and 2.		
Hindi	1. अपने मित्र को छुट्टियों के बारे में पत्र लिखें। 2. आज का मौसम विषय पर 6-8 वाक्य बोलकर घर वालों को सुनाएं। कहानी लिखें।	3. 15 विशेषण शब्द लिखें।	4. 8-10 पंक्तियों की
TWAU	1. My Surroundings Observe your surroundings and write: • 5 things seen at home • 5 things seen outside 2) My Food Chart Make a chart for Breakfast, Lunch, and Dinner including healthy food items. 3) Identify and list 10 different community helpers (e.g., Doctor, Farmer, Police Officer, Electrician, Sanitation Worker). 4) Tools of the Trade: For any 5 helpers, draw or paste pictures of the primary tools they use 5) "Our Heroes" Scrapbook: Create a scrapbook. On each page, feature one community helper with: A drawing or photo. Their workplace (Hospital, Farm, Station). A fun fact about their profession.		
Art	Create an art work using leaf printing and complete art file and make a soft toy using cotton, cloth, buttons		
Music	केन्द्रीय विद्यालय आगे बढ़ता जाएगा आता उठवू सारे रान (मराठी गीत) नैतिकता की सुर सरिता में जन्मकारिणी भारतम् एक देशभक्ति गीत		
DL	Write and learn: 1. Understand and write Five generations of Computers. 2. Classification of Computers: a) Digital Computers b) Analog Computers c) Hybrid Computers		Write on Fair notebook
Library	Read book "Just so stories" shared on what's app group		
S u b j e c t s			Remarks
Maths	1) Write numbers 1-1000 and 1000-1 . 2) Learn and write tables 2 to 20. (twice each). 3) Daily practice the 5 addition and 5 subtraction sums; 2-digit and 3-digit multiplication; division including word problems. 4) During any car journey, observe the last 4 digits of the number plates of 5 different cars. Write them down and: Arrange them in Ascending and Descending order. 5) Draw 5 , 2- D shapes and 5, 3- D shapes .		
English	1. Write 1/2 page Handwriting daily. 2. Write a letter to your friend inviting him/her to visit your home during summer vacation. 3. Learn all the work done in notebook of chapter 1 and 2. 4. Read a story book and write a book review including : Title and author , Main characters, Your favourite character / part and why , Moral of the story. 5. Learn and write 10 new vocabulary words with their meanings and using in sentence . 6. Write 5 sentences each in Present, Past and Future tense .		

Class -5th

Hindi	1. अपने मित्र को छुट्टियों के बारे में पत्र लिखें। 2. आज का मौसम विषय पर 8-10 वाक्य बोलकर घर वालों को सुनाएं। की कहानी लिखें।	3. 20 विशेषण शब्द लिखें।	4. 12-15 पंक्तियाँ
TWAU	1. Take a walk in your surroundings and write what you saw and what you learned. NATURE WALK REPORT. 2. Make a poster on SAVE ENVIRONMENT. Write names of rivers that flow in Himachal Pradesh.		3.
Art	Make a soft toys using cotton ,cloth,button etc. and complete art file work		
Music	भारत का स्वर्णिम गौरव आता उठवू सारे रान (मराठी गीत) नैतिकता की सुर सरिता में जन्मकारिणी भारतम् एक देशभक्ति गीत		
DL	Write and learn Table creation in MS-Word. 1.1 selecting no. of rows and columns 1.2 Inserting new row and columns 1.3 filling the color in cells 1.4 Merging the cells		Write on fair Notebook
Library	Read book Tansen the magical musician link shared on class group		

Secondary Classes Holiday's Homework

5 3 2 1 0 0 1 5

		Remarks																					
Maths	<p>Q1. Fill in the blanks in the given pattern :</p> <p>(i) 2,4,6,8, (ii) 3,5,7,9, (iii) 1,3,6,10, (iv) 1,4,9,16, (v) 1,2,3,5,8, (vi) 1,3,9,27,</p> <p>Q2. Expand the following pattern up to 10 numbers</p> <p>(a) 1 = 1 (b) 1 + 3 = 4 (c) 1 + 3 + 5 = 9 (d) (e) (f) (g) (h)</p> <p>Q3. Expand the following pattern up to 9 numbers :</p> <p>(a) 1 = 1 (b) 1+2+1 = 4 (c) 1+2+3+2+1 =9 (d) (e) (f) (g) (h) (i) (j) (k) (l)</p> <p>Q4 . Complete the following table for polygon</p> <table border="1"> <thead> <tr> <th>Number of Sides</th> <th>Name of regular polygon</th> <th>Fig. of polygon</th> </tr> </thead> <tbody> <tr> <td>3 Sides</td> <td></td> <td></td> </tr> <tr> <td>4 Sides</td> <td></td> <td></td> </tr> <tr> <td>5 Sides</td> <td></td> <td></td> </tr> <tr> <td>6 Sides</td> <td></td> <td></td> </tr> <tr> <td>7 Sides</td> <td></td> <td></td> </tr> <tr> <td>8 Sides</td> <td></td> <td></td> </tr> </tbody> </table> <p>Q5. Compare using > = < :</p> <p>(a) 34872 ___ 34900 (b) 87945 ___ 78945 (c) 724582 ___ 88899 (d) 206006 ___ 116116 (e) 846470 ___ 847740 (f) 42358 ___ 423580 (g) 304560 ___ 345269 (h) 3045 ___ 3321 (i) 97542 ___ 95724</p> <p>Q6. Arrange the given numbers in ascending order.</p> <p>(a) 58,992; 59,228; 8,59,992; 1,54,992 (b) 7,96,441; 8,96,441; 7,99,641; 8,59,821 (c) 6,89,774; 6,78,940; 7,18,444; 5,68,710 (d) 3,80,751; 3,36,547; 3,98,694; 3,26,880 (e) 5,56,442; 5,26,452; 5,95,442; 5,34,561</p> <p>Q7. Write, draw and learn following definitions-</p> <ol style="list-style-type: none"> Line Line segment ray Angle Perpendicular Lines 	Number of Sides	Name of regular polygon	Fig. of polygon	3 Sides			4 Sides			5 Sides			6 Sides			7 Sides			8 Sides			Prepare maths learner's diary
Number of Sides	Name of regular polygon	Fig. of polygon																					
3 Sides																							
4 Sides																							
5 Sides																							
6 Sides																							
7 Sides																							
8 Sides																							

English	<p>1) Write a notice on LOST. You have lost your water bottle. Draft a notice for the same giving all necessary details.</p> <p>2) Write a story in reference with the poetry "The fox and the raven".</p> <p>3) Write a paragraph on " My favourite festival".</p> <p>4) Write an application to the principal of your school requesting him to sanction you station leave for 10 days, thereby mentioning a proper reason.</p> <p>5) Write 20 verb forms, 10 synonyms, 10 antonyms.</p> <p>6) Complete your learner's diary of the completed chapters.</p>	
Hindi	<p>प्रश्न 1 निम्नलिखित सभी विषयों पर लगभग 100-100 शब्दों में अनुच्छेद लिखिए-</p> <p>(1) गणतंत्र दिवस (2) विद्यार्थी जीवन में अनुशासन का महत्व</p> <p>(3) मेरा प्रिय त्योहार (4) विश्व योग दिवस का महत्व (21 जून)</p> <p>प्रश्न 2 अपने मित्र को जन्मदिन की बधाई देते हुए एक बधाई पत्र लिखिए।</p> <p>प्रश्न 3 विद्यालय के प्राचार्य को तीन दिन के अवकाश हेतु एक प्रार्थना पत्र लिखिए।</p> <p>प्रश्न 4 निम्नलिखित शब्दों के विलोम शब्द लिखिए-</p> <p>उचित, आदर, वीर, अंधकार, कोमल, सुखद, शत्रु, अस्त, आय, संयोग, एक, सरल, मानव, दिन, शाम, रंक</p> <p>प्रश्न 5 अपनी मल्हार पुस्तक में से कोई 4 कविताएँ लिखेंगे और याद भी करेंगे।</p> <p>प्रश्न 6 सामयिक परीक्षा (PT-1) के पाठ्यक्रम से संबंधित पाठों को पढ़ेंगे और याद भी करेंगे। (1 से 3 पाठ)</p> <p>प्रश्न-7 सामयिक परीक्षा (PT-1) में आने वाले पाठों की शिक्षार्थी डायरी भी बनाएंगे। (1 से 3 पाठ) MDP कार्य पूर्ण करेंगे।</p> <p>· Study and write summary , notes of following chapters: Diversity in the living world , Mindful eating.</p> <p>· Solve questions of above mentioned chapters.</p> <p>· Revise and CRM notes.</p> <p>Assignment: 1. Collect leaves having parallel and reticulate venation .</p> <p>2. Make a report of food taken by you in a week, mention the name of food items and nutrients present in it .</p>	
Science	<p>1. Find and Write Twenty Very Short question answers from the chapters completed till now.</p> <p>2. Map work (i) Label and locate states and union territories on India Map and paste in your notebook.</p> <p>3. What is a Map? What are the different types of Maps? How it is different from Globe.</p> <p>4. Write about any two tourist places of India which you like the most and want to visit.</p> <p>5. What are the three components of Maps? Explain with examples.</p> <p>6. Delhi's and Bengaluru's latitudes are 29°N and 13°N; their longitudes are almost the same, 77°E. How much will be the difference in local time between the two cities? the name of India's neighboring nations.</p> <p>7. Draw a circle and show the following latitudinal lines of the globe on it with their degrees----- Equator, Tropic of Cancer, Tropic of Capricorn, Arctic line, Antarctic line and North-south Poles</p> <p>8. Define sources of history. Write about different sources of History?</p> <p>9. Learn all the work done in the Note Book.</p>	
SST	<p>1. Find and Write Twenty Very Short question answers from the chapters completed till now.</p> <p>2. Map work (i) Label and locate states and union territories on India Map and paste in your notebook.</p> <p>3. What is a Map? What are the different types of Maps? How it is different from Globe.</p> <p>4. Write about any two tourist places of India which you like the most and want to visit.</p> <p>5. What are the three components of Maps? Explain with examples.</p> <p>6. Delhi's and Bengaluru's latitudes are 29°N and 13°N; their longitudes are almost the same, 77°E. How much will be the difference in local time between the two cities? the name of India's neighboring nations.</p> <p>7. Draw a circle and show the following latitudinal lines of the globe on it with their degrees----- Equator, Tropic of Cancer, Tropic of Capricorn, Arctic line, Antarctic line and North-south Poles</p> <p>8. Define sources of history. Write about different sources of History?</p> <p>9. Learn all the work done in the Note Book.</p>	
Music	<p>भारत का स्वर्णिम गौरव जन्मकारिणी भारतम सारे जहां से अच्छा आता उठवू सारे रान (मराठी गीत) एक देशभक्ति गीत एक लोकगीत</p>	
Art	<p>Make a 3d model using cardboard fevicol and complete art file</p>	
Voc.Edu	<p>Phase 1: The Skill Detective (Days 1–10) Focus: Understanding Vocational Skills & Dignity of Labour Interview a family member or neighbor about their occupation. What skills do they use? Draw a 'Dream Profession Poster' showing what you want to be when you grow up. Dignity of Labour Task: Spend one day helping with household chores (cleaning, cooking, or fixing something) and write a short note on how it made you feel.</p> <p>Phase 2: Preparing the Ground (Days 11–20) Focus: Soil, Seeds, and Tools Identification Collect three types of soil samples from your surroundings and observe their texture and color. Seed Collection: Find seeds of Tomato, Coriander, or Spinach from your kitchen. Identify and draw 5 gardening tools (e.g., trowel, watering can, hoe) in your notebook. Create a 'Mini Compost Pit' in a small bucket using kitchen vegetable peels.</p> <p>Phase 3: The Green Thumb Challenge (Days 21–40) Focus: School Kitchen Garden Project (Part 1 & 2) Sowing Ceremony: Prepare a pot or a small soil bed and sow your seeds. Daily Care: Water your plants daily and ensure they get enough sunlight. Growth Diary: Measure the height of your plant every Sunday using a ruler.</p> <p>REFLECTION LOG (Assessment) Answer these 10 questions in your Vocational Skills Journal:</p> <p>Which three seeds did you observe, and which one germinated the fastest? Describe the texture and color of the soil you used for your garden. Name five tools used in gardening and write one use for each. What is organic farming, and why is it better than using chemicals? How did you prepare your compost? List the items you used. What challenges did you face (like pests or dry soil) while taking care of your plant? What is the most important skill you learned during this 40-day project?</p>	

<p style="text-align: center;">Music</p>	<p>केन्द्रीय विद्यालय आगे बढ़ता जाएगा जन्मकारिणी भारतम् नैतिकता की सुर सरिता में आता उठू सारे रान (मराठी गीत) एक देशभक्ति गीत एक लोकगीत किसी भी देशभक्ति गीत या लोकगीत पर नृत्य तैयार करें।</p>	
<p style="text-align: center;">Art</p>	<p>Make a creative Best out of waste 3 model n complete art file work</p>	
<p style="text-align: center;">Voc.Ed</p>	<p>40-Day Plant Nursery Roadmap Phase Timeline Tasks & Activities Phase 1: Getting Ready Days 1 - 7 Identify 2-3 types of seeds (Tomato, Chili, Marigold, or Beans). Prepare your pots/ containers with a mix of soil and manure. Phase 2: The Sowing Days 8 - 14 Sow your seeds carefully. Keep a 'Germination Watch'—observe when the first green sprout peeks out! Phase 3: The Caretaker Days 15 - 30 Water your seedlings daily (but don't drown them!). Protect them from the harsh afternoon sun. Watch them grow taller! Phase 4: Transplanting Days 31 - 38 If your plants are getting too big for their small pots, carefully move them to larger pots or a garden bed. Record the height and leaf count. Phase 5: Reflection Days 39 - 40 Complete your Growth Diary and answer the Reflection Log questions. Prepare to share your green success!</p> <p>The Reflection Log (10 Key Questions)</p> <ol style="list-style-type: none"> Name the seeds you selected for your project. Why did you choose them? Explain the process you followed to prepare the soil and pots. On which day did you notice the first sprout (germination)? Describe the difference in appearance between the seedling on Day 10 vs Day 30. What specific conditions (sunlight, water frequency) did you provide for your plants? Did you use any manure or organic kitchen waste? What changes did you observe? How did you protect your young seedlings from excessive heat or insects? Record the final height (in cm) and the total number of leaves on Day 40. Based on your practical experience, why is a plant nursery essential for gardening? Share the most joyful or surprising moment you experienced during these 40 days. 	
<p style="text-align: center;">AI</p>	<p>Write and learn: Domains of AI</p> <ul style="list-style-type: none"> Natural Language Processing Applications of Natural Language Processing Statistical data Applications of Statistical Data 	<p>Write on fair notebook</p>
<p style="text-align: center;">Sanskrit</p>	<p>शब्दरूप (दीपकम् पुस्तक के परिशिष्ट में दिए गए शब्दरूप), धातुरूप (दीपकम् पुस्तक के परिशिष्ट में दिए गए धातुरूप), 51-100 तक संस्कृत गिनती</p>	
<p style="text-align: center;">Library</p>	<p>Read book "Alice adventure in wonderland" link will be shared in class groups</p>	
Subjects		Remarks
<p style="text-align: center;">Maths</p>	<p>Q1. Write the Square of the numbers from 1 to 30. Q2. Write the Cube of the numbers from 1 to 20 . Q3. Find square root of following numbers by Repeated subtraction method $\sqrt{36}$, $\sqrt{100}$, $\sqrt{225}$, $\sqrt{400}$. Q4. Find square root of following numbers by Prime factorization method . $\sqrt{64}$, $\sqrt{144}$, $\sqrt{256}$, $\sqrt{441}$, $\sqrt{676}$. Q5. Find cube root of following numbers by Prime factorization method . $\sqrt[3]{64}$, $\sqrt[3]{1000}$, $\sqrt[3]{512}$, $\sqrt[3]{729}$, $\sqrt[3]{1728}$ Q6. Find the smallest square number that is divisible by each of the following numbers: 4, 9, and 10. Q7. How many numbers lie between the squares of the following numbers? 16 and 17 (ii) 99 and 100 Q8. State true or false. Explain your reasoning. (i) The cube of any odd number is even. (ii) There is no perfect cube that ends with 8. (iii) The cube of a 2-digit number may be a 3-digit number. (iv) The cube of a 2-digit number may have seven or more digits. (v) Cube numbers have an odd number of factors. 9. Express the following in exponential form: (i) $6 \times 6 \times 6 \times 6$ (ii) $y \times y$ (iii) $b \times b \times b \times b$ (iv) $5 \times 5 \times 7 \times 7 \times 7$ (v) $2 \times 2 \times a \times a$ (vi) $a \times a \times a \times c \times c \times c \times c \times c$ 10. Express each of the following as a product of powers of their prime factors in exponential form. (i) 648 (ii) 405 (iii) 540 (iv) 3600</p>	<p>Prepare maths learner's diary.</p>

English	<p>1) Write a letter to the Editor thereby drawing their concern towards the rash driving trend amongst youngsters causing a threat to many. Suggest some measures in your formal letter.</p> <p>2) Write a diary entry thereby describing your thoughts emotions and opinions when you happen to meet an old classmate of yours in Regional Sports meet who got transferred from your school.</p> <p>3) Write an descriptive paragraph on "B.R. Ambedkar".</p> <p>4) Write a notice giving all necessary details for the organisation of "Book fair" in your school. Being the associate member of Literary Club.</p> <p>5) Write a report writing for your school magazine thereby describing important details of the House meeting held at your school being the associate member of Co-curricular Activities department.</p> <p>6) Complete your learner's diary of the completed chapters. 7) MDP has to be prepared in separate file.</p>	
Hindi	<p>प्रश्न 1 निम्नलिखित सभी विषयों पर लगभग 100-100 शब्दों में अनुच्छेद लिखिए-</p> <p>(1) मेरा भारत महान (2) पर्यावरण प्रदूषण</p> <p>(3) मेरा प्रिय त्योहार (4) महिला दिवस का महत्व</p> <p>प्रश्न 2 अपने मित्र को कक्षा में प्रथम आने की बधाई देते हुए एक बधाई पत्र लिखिए।</p> <p>प्रश्न 3 विद्यालय के प्राचार्य को विद्यालय के पुस्तकालय में हिंदी पुस्तकें मंगवाने के लिए एक प्रार्थना पत्र लिखिए।</p> <p>प्रश्न 4 क्रिया विशेषण की परिभाषा, भेद एवं उदाहरण लिखें।</p> <p>प्रश्न 5 हिन्द समाचार पत्र पढ़ें एवं कोई 10 मुख्य समाचार अपनी कॉपी में लिखें।</p> <p>प्रश्न 6 सामयिक परीक्षा (PT-1) के पाठ्यक्रम से संबंधित पाठों को पढ़ेंगे और याद भी करेंगे। (1 से 3 पाठ)</p> <p>प्रश्न 7 अपनी महार पुस्तक में से कोई 4 कविताएँ घर की रफ़ कॉपी में लिखेंगे और याद भी करेंगे।</p> <p>प्रश्न-8 सामयिक परीक्षा (PT-1) में आने वाले पाठों की Learner's डायरी भी बनाएंगे। (1 से 3 पाठ)</p>	<p>*MDP फाइल में "ऊर्जा संरक्षण" से संबंधित कार्य करेंगे।</p> <p>*सभी विद्यार्थी Learner's Diary भी तैयार करेंगे।</p> <p>*प्रत्येक विद्यार्थी को दो फाइल बनानी हैं</p>
Science	<ul style="list-style-type: none"> • Revise and write CRM notes. • Study and write summary of following chapters: The invisible living world, Health . • Solve questions of above mentioned chapters. • Assignment: Conduct a survey in at least 6 families in your surroundings and collect data of communicable and non communicable diseases people suffered in last five years or are suffering from. Mention name of disease, causing agent , name of person and age. 	
SST	<p>1.Find and Write thirty Very Short question answers of the chapters completed till now .</p> <p>2.Write the Fundamental Rights and Fundamental Duties of the Indian Constitution.</p> <p>3.Write 10 lines about tourist places of India which you like the most. (any three)</p> <p>4.Explain Delhi Sultanate and its two famous rulers of the Delhi Sultanate .</p> <p>5.Define Human Resources. Why are they important for a country?</p> <p>6.Write chronology of Mughal rulers in India. Write about Akbar's administration and method of ruling ?</p> <p>7.Write a paragraph on World Environment Day (5 June).</p> <p>8.What are the differences between a monarchy and a democracy?</p> <p>9.Learn and revise all the work done in the Note Book.</p>	
Music	<p>भारत का स्वर्णिम गौरव केन्द्रीय विद्यालय आगे बढ़ता जाएगा जन्मकारिणी भारतम् आता उठवू सारे रान (मराठी गीत) नैतिकता की सुर सरिता में एक लोकगीत एक देशभक्ति गीत किसी भी देशभक्ति गीत या लोकगीत पर नृत्य तैयार करें।</p>	
Art	<p>Make a warli Art using slate and Make a lippan Art using Birthday tray and complete art file work</p>	
Voc.Edu	<p>PHASE 1: Exploring Vocational Skills (Days 1-10) My Dream Career: Create an A4 size "Vocation Poster" showcasing your dream job, the tools required, and the dignity associated with it. Skill Interview: Interview any skilled person in your neighborhood (Tailor, Electrician, Chef). Write down the top 3 skills they use daily. Dignity of Labour: Help with a household chore (washing, fixing, or organizing). Snap a photo and write how you contributed to the "Dignity of Labour" at home. PHASE 2: Project Hydroponics - Setup (Days 11-20) Topic: Growing Plants Without Soil Bottle Prep: Recycle a 2-liter plastic bottle. Cut it as shown in your textbook to create a wick-system hydroponic pot. Sowing: Use seeds like Fenugreek (Methi) or Mint. Set up the system using water and a cotton wick. PHASE 3: The Growth Diary (Days 21-40) Monitor your plant every 2 days. Keep it in a bright spot (but not direct harsh sun). Day Range Observations (Roots/Leaves) Maintenance Done Day 1-20 Day 21-30 Day 31-40</p> <p>REFLECTION LOG (Assessment) List three tools you used during your project and their functions. Which plant did you choose and why did you pick it? What was the biggest challenge you faced while maintaining your setup? Based on your project, do you think hydroponics is cost-effective? Why? How did this activity change your perspective on farming and agriculture?</p>	

	AI	Write and learn: What are the different stages of AI project cycle? What is the importance of each stage? What is ethics? What is AI ethics?	Write on fair notebook
	Sanskrit	1. अपठित गद्यांश - 5 , शब्द रूप (दीपकम पुस्तक के परिशिष्ट में दिए गए शब्दरूप), धातुरूप (दीपकम पुस्तक के परिशिष्ट में दिए गए धातुरूप)	
	Library	Read book "Adventures of pinocchio" link will be shared on class group	
	Subjects		Remarks
	Maths	Q1. Write the coordinates of the origin. Q2. In which quadrant does the point $(-3, 4)$ lie? Q3. Plot the following points on a graph paper- $(2,3)$, $(-2,-4)$, $(3,-4)$, $(4,2)$, $(-1,4)$, $(3,-3)$ Q4. Find in which quadrant or axis the following points lies: $(3,-4)$, $(-2,-4)$, $(-4,4)$, $(5,0)$, $(0,-2)$, $(2,2)$ Q5. Find whether the points $(2,3)$, $(2,-3)$, $(-2,-3)$, $(-2,3)$ form a square. Q6. Calculate the distance between following pairs of points: (a) $(2,3)$ and $(3,4)$ (b) $(-3,-4)$ and $(5,-6)$ (c) $(0,0)$ and $(-3,4)$ (d) $(-6,0)$ and $(0,-8)$ (e) $(4,5)$ and $(3,2)$ Q6. Draw different types of quadrilaterals and write and learn its properties .	revise and learn topics covered in class.
	English	1) Write a letter to Editor drawing their attention towards the rising problem of encroachment in your city . 2) Make a poster for a "Career Mela" to be organised in your school. 3) Write an article on the topic" Skills creates vocations". 4) Write a story beginning with "It was a beautiful lovely, morning...." 5) Write two sentences of present indefinite, present continuous, and present perfect, each and convert them into all forms (interrogative, negative, and negative interrogative)	
	Hindi	गृहकार्य 1. निम्नलिखित विषयों पर अनुच्छेद लिखें। क . पर्यावरण और हम ख. अब अबला नहीं सबला है नारी ग. चंद्रयान 3 की उड़ान 1. अपनी गंगा पुस्तक के प्रथम तीन पाठ पढ़ें एवं उनके लेखक/ कवि परिचय लिखें। साथ ही अभ्यास कार्य पूर्ण करें। प्रश्न 4 अपना MDP कार्य पूर्ण करें। प्रश्न 5. दैनिक जागरण के संपादक चंडीगढ़ को शहर में बढ़ती आवारा पशुओं की समस्या को लेकर एक पत्र लिखें। प्रश्न 6. अपने छोटे भाई को योग के फायदे बताते हुए एक पत्र लिखें। प्रश्न 7 अलंकार एवं इसके भेद लिखें । प्रश्न 8 . किसी एक लेखक की प्रसिद्ध हिन्द पुस्तक पढ़ें और उसकी समीक्षा लिखें। प्रश्न 9 . समास की परिभाषा एवं भेद लिखें ।	
	Science	•Revise and study, write notes of following chapters: Structure of atom , Motion , Exploring mixture and their separation. Assignment: 1. Draw and write electronic configuration of elements having atomic number (1-20). 2. Draw diagram of longitudinal section of flower. 3. Prepare a mind map of notes of chapter Motion.	
	SST	1. Find and Write Thirty Very Short question answers of the chapters completed till now. 2. Map work (Label and locate states and union territories with their capitals on India Map and paste in your notebook) 3. What is Social Science. Explain its different domains and importance in our life and society. 4. What is Democracy? Give some arguments in favour of democracy. 5. What are Tectonic Plates ? Explains different tectonic plates and their importance. 6. What is Pre History ? Write different periods/ages of Pre historical time. 7. Write major cities and places of Prehistoric time. 8. Write 20 important History dates. (Find out from your upcoming History textbook) 9. Prepare a project in a project file on the topic "Individual in Society". (12-15 A4 size papers) 10. Learn and revise all the completed topics/chapters (Economics, History, GEOGRAPHY and Civics)	

Music	<p>भारत का स्वर्णिम गौरव केन्द्रीय विद्यालय आगे बढ़ता जाएगा जन्मकारिणी भारतम् आता उठवू सारे रान (मराठी गीत) नैतिकता की सुर सरिता में एक लोकगीत एक देशभक्ति गीत किसी भी देशभक्ति गीत या लोकगीत पर नृत्य तैयार करें।</p>		
Art	<p>Make a warli Art using slate and Make a lippan Art using Birthday tray and complete art file work</p>		
Voc.Edu	<p>Activity: Grow a small batch of mushrooms (Oyster or Button) at home using wheat straw/paddy straw. •Activity: Research the nutritional benefits of mushrooms. •Action: Make one of the recipes (e.g., mushroom soup, stir-fry) and share the experience through a video or written report with pictures. •Write a case study on how mushroom farming empowers rural women or youth economically.</p>		
AI	<p>Write and learn: The importance of the AI project cycle. • To structure the AI problem statement with the AI project cycle The difference between ethics and morality. • The ethical scenarios faced while building AI solutions • AI bias and to identify bias in AI</p>	Write on fair notebook	
Sanskrit	<p>1. प्रार्थना-पत्र - 5, अपठित गद्यांश - 5, स्वर सन्धि और व्यंजन सन्धि के सभी भेदों के 5-5 उदाहरण, कक्षा 8 में पठित शब्दरूप और धातुरूप को लिखें व याद करें।</p>		
Library	<p>Read book " Karbi folktales" link of the book will be shared on class group</p>		
S u b j e c t s			Remarks
Maths	<p>Instructions: Complete all questions neatly in your notebook. Write step-by-step solutions. Revise concepts before solving. Maintain proper handwriting. Draw graphs wherever required. TASK 1- Write and practice all Examples from chapter 1- chapter 4. TASK 2- Solve practice worksheets shared in class group.</p>		
English	<p>1) Write the summaries of first five poetries from the book First flight. 2) Write 2 analytical paragraph on any topic. 3) Write 5 sentences of Present indefinite, present continuous, and present perfect tense, each. And also convert each sentence into negative, interrogative, and negative interrogative. 4) Write 5 long answer questions from first 5 lessons from both books (3 questions from first flight 2 questions from Moments)</p>		

*केंद्रीय विद्यालय घुमारवीं
*कक्षा 10 – हिंदी पाठ्यक्रम 'अ'
शीष्मकालीन गृहकार्य | सत्र 2026-27

निर्देश: (प्रिय विद्यार्थियों, खंड- क एक अलग फाइल में करना है, और पोर्ट फोलियो वाली फाइल में खंड-ख भी करना है। दो अलग-अलग फाइल बनानी है।)
1. सभी कार्य A4 साइज शीट पर करें व फाइल बनाकर जमा करें.
2. लेखन स्वच्छ, शुद्ध व आकर्षक हो. चित्र/बॉर्डर से सजावट करें.
3. अंतिम तिथि: विद्यालय खुलने के 5 दिन के अंदर.

खंड-क: रचनात्मक लेखन | 25 अंक

1. अनुच्छेद लेखन – 5 अंक | 100-120 शब्द
निम्नलिखित में से किसी 'एक' विषय पर अनुच्छेद लिखिए:
क. कृत्रिम बुद्धिमत्ता: वरदान या अभिशाप
ख. मेरी प्रिय पुस्तक जिसने मेरी सोच बदल दी
ग. "एक पेड़ माँ के नाम" – अभियान की सार्थकता

2. पत्र लेखन – 5 अंक
क. आपके क्षेत्र में बढ़ते साइबर फ्रॉड की रोकथाम हेतु पुलिस अधीक्षक को पत्र लिखिए.
अथवा
ख. छोटे भाई को मोबाइल का सीमित व सार्थक उपयोग बताते हुए पत्र लिखिए.

3. संदेश लेखन – 5 अंक | 30-40 शब्द
क. आपकी माताजी बाजार गई हैं. बिजली विभाग से फोन आया कि कल 8 से 2 बजे तक बिजली नहीं रहेगी. पिताजी के लिए संदेश लिखिए.
अथवा
ख. आपके मित्र ने बोर्ड परीक्षा में जिले में प्रथम स्थान प्राप्त किया है. उसे बधाई संदेश लिखिए.

4. विज्ञापन लेखन – 5 अंक | 50 शब्द
क. "मधु-इर्बल शहद" के लिए आकर्षक विज्ञापन तैयार कीजिए.
अथवा
ख. आपके विद्यालय द्वारा आयोजित "शीष्मकालीन हिंदी लेखन कार्यशाला" का विज्ञापन लिखिए.

5. ई-मेल लेखन – 5 अंक
क. प्रधानाचार्य को ई-मेल लिखकर विद्यालय में "साहित्य क्लब" शुरू करने का सुझाव दीजिए.
To: principal@school.com | Subject: साहित्य क्लब प्रारंभ करने हेतु अनुरोध
अथवा
ख. अपने मित्र को ई-मेल लिखकर शीष्मावकाश में किए गए सामाजिक कार्य का अनुभव साझा कीजिए.

खंड-ख: प्रोजेक्ट कार्य | 20 अंक

पाठ: राम-लक्ष्मण-परशुराम संवाद | क्षितिज भाग-2

*शीर्षक: "संवाद से चरित्र निर्माण: राम-लक्ष्मण-परशुराम संवाद का मंचन व विश्लेषण"

कार्य:

1. "पांडुलिपि लेखन – 5 अंक:" पाठ को सरल हिंदी में संवाद-शैली में लिखें. हर पात्र की 8-10 पंक्तियाँ हों.
2. "चरित्र चित्रण – 5 अंक:" राम, लक्ष्मण व परशुराम – तीनों के 5-5 चरित्रिक गुण उदाहरण सहित A4 पर लिखें. चित्र भी चिपकाएँ.
3. "मूल्य-आधारित विश्लेषण – 5 अंक:" इस संवाद से आपको कौन-से 3 जीवन-मूल्य मिलते हैं? 100 शब्दों में लिखें. जैसे: धैर्य, विनम्रता, क्रोध पर नियंत्रण.
4. "रचनात्मक प्रस्तुति – 5 अंक:" कोई एक विकल्प चुनें:
क. संवाद का रोल-प्ले करके 2 मिनट का वीडियो बनाएँ व QR कोड फाइल में लगाएँ.
ख. संवाद पर आधारित कॉमिक स्ट्रिप 6-8 बॉक्स में बनाएँ.
ग. "यदि परशुराम आज के युग में होते तो?" विषय पर 150 शब्द का काल्पनिक संवाद लिखें.

मूल्यांकन बिंदु विषय-वस्तु 40%, भाषा-प्रस्तुति 30%, मौलिकता 20%, समय पर जमा 10%

खंड-ग: अपठित बोध अभ्यास | 5 अंक

1. समाचार-पत्र से पर्यावरण/शिक्षा संबंधी एक गद्यांश काटकर चिपकाएँ व उस पर 5 प्रश्न स्वयं बनाकर उत्तर लिखें.

कुल अंक: 50

*Revise following chapters :
Chemical reactions and equations, Life Processes, Light reflection and refraction, Our Environment.
*Solve questions of above mentioned chapters .
*Complete Notebook if not done.
Assignment:
1. Draw diagrams for illustrating refraction through a rectangular slab .
2. Draw ray diagrams for image formation by concave and convex lens.
3. Draw diagrams of : digestive system, respiratory system , excretory system.
4. Write a report on management of waste in you're your surroundings, paste pictures also.

	<p style="text-align: center;">SST</p>	<ol style="list-style-type: none"> 1. Find and Write thirty Very Short question answers of the chapters completed till now. 2. Map work (Label and locate places on the Indian Political Map of all points of CBSE Board Exams) 3. What is Conservatism? How it spreads in Europe after 1815. 4. What is Soil ? Explain the difference types of soil in India. 5. What are the different forms of power sharing in modern democracies? Give an example of each of these. 6. Write the Ethnic composition of Belgium and Sri Lanka. 7. Write about the Rio de Janeiro Earth Summit, 1992 and Agenda 21. 8. Briefly trace the process of German and Italy unification. 9. What steps did the French revolutionaries take to create a sense of collective identity among the French people? Write any five. 10. Prepare a project in a project file on the topic "Consumer Rights". (15-20 A4 size papers) 11. Write about the Criterion set by World Bank and UNDP for Development among different countries. 12. Learn and revise all the completed chapters. (Geography, History, Economics and Civics) 	
	<p style="text-align: center;">AI</p>	<p>Write and learn The overview of the six stages of the AI Project Cycle</p> <ul style="list-style-type: none"> • Frameworks • Ethical frameworks • Need of Ethical Frameworks for AI • Factors that influence our decision- making • Types of Ethical Frameworks • Bioethics and its principles • A use case of Bioethics " 	<p style="text-align: center;">Write on fair notebook</p>
	<p style="text-align: center;">Sanskrit</p>	<ol style="list-style-type: none"> 1. प्रार्थना-पत्र - 3, संवाद - 3, अपठित गद्यांश - 3 , चित्र वर्णन - 3, स्वर सन्धि और व्यंजन सन्धि के सभी भेदों के 5-5 उदाहरण , समय - 1 से 12 बजे तक 	