

KENDRIYA VIDYALAYA ONGC, JORHAT

SUMMER VACATION HOMEWORK 2025-26

CLASS - I

SUBJECT - ENGLISH

1. Complete the School Activity Booklet up to last page.
2. 20 pages of Handwriting in a separate notebook.
3. Make a list of 10 trees, 10 vegetables, 10 fruits and 10 flowers. (In an A4 size paper with picture)
4. Learn and write the Months of the year and days of the week.
5. Write 10 words using vowels and 10 words consonant letters.

SUBJECT - MATHS

1. Write and Practice the Numbers upto 100 (10 times)
2. Write the number - names from 1 to 50 like one, two, three etc. and learn it.
3. Using kitchen materials or ingredients make 5 shapes of Triangle, Circle, Rectangle and Square.
4. Write and learn the Multiplication Table from 1 to 10.
5. Practice 10 addition and subtraction of one - digit number in your notebook.

हिन्दी

१. स्वर वर्ण, अ से अः तक, सुन्दर अक्षरों में लिखें।
२. व्यंजन वर्ण, क से ज्ञ तक, सुन्दर अक्षरों में लिखें।
३. स्वरों एवं व्यंजनों को मिलाकर बिना मात्रा वाले दस शब्द बनायें, जैसे उपवन, आम।
४. तीन अक्षर एवं चार अक्षर के बिना मात्रा वाले दस-दस शब्द लिखें।
५. आ, इ, ई, उ और ऊ की मात्रा वाले पाँच-पाँच शब्द लिखें।
६. १ से १० तक हिन्दी में गिनती लिखने का अभ्यास करें।

SUBJECT: ART

Theme: Colours and Fun

1. Color the Picture – A set of 3 outline drawings (e.g., fruits, sun, tree) to color using crayons.
2. Finger Painting – Create a garden scene using finger painting.
3. Draw & Colour – Your favorite toy.
4. Make a Paper Collage – Use torn coloured paper to make a fish.
5. Fruit Basket Drawing – Draw and color 3 fruits you eat in summer.

SUBJECT: ASSAMESE

প্ৰশ্ন ১ -- অ - অমিতা

এটা অমিতাৰ ছবি আকি ৰং কৰা ।

প্ৰশ্ন ২ -- প্ৰতিদিনে স্বৰবৰ্ণ আৰু ব্যঞ্জন বৰ্ণ সমূহ লিখা ।

English version -

Q 1 -- Draw a papaya and colour it .

Q 2 -- Write Swarna and vyanjan varn daily .

NOTE: SUMMER BREAK - 09/05/2025 TO 17/06/2025

SCHOOL RE-OPENS ON – 18/06/2025



तत् त्वं पूषन् अपावृणु
केन्द्रीय विद्यालय संगठन

KENDRIYA VIDYALAYA ONGC, JORHAT

SUMMER HOLIDAY HOMEWORK



Class II











KENDRIYA VIDYALAYA, ONGC, JORHAT

2025-2026

ENGLISH

Make an English Holiday Homework notebook (four lines) and do the given work in the same.

- 1. WRITING:** Write 5 lines on any 15 topics of your choice. You are advised to write on only one topic in a day. You may select few topics from the following: Myself, My School, My Mother, My Father, My Best Friend, My Teacher, My Grandparents, Safety Habits, Good Habits, Our Helpers, etc.
- 2. READING AND VOCABULARY:** Read a short story from any book or the course book 'Mridang' daily. Write and learn the spelling of at least one new word you read in the story. Ask your parents/ elders about its meaning. The first four pages of the homework notebook may be used for this activity. Try to learn at least 20 new words and its meaning in the vacation and use it in daily conversation.
- 3. ACTIVITY: Pictionary of Nouns.** Take your picture with persons, places, animals and things (five each). Take prints and stick them in your notebook on individual pages with their names as shown below.

PERSON		PLACE	
			
Mother	-----	-----	Park
			
-----	-----	-----	-----


WORKSHEET 1 : CONJUNCTION

Join the sentences using 'and'.



- a) Deepika likes chocolate cake. Deepika likes ice cream.

- b) The children play hockey. The children play basket ball.



- c) Toby has cats. Toby has dogs.



- d) You have a grey sweater. You have blue jeans.





- e) The kitchen is small. The kitchen is tidy.

WORKSHEET 2 : Fruit Word Puzzle

Step 1: Write the names of the fruits in the space provided.

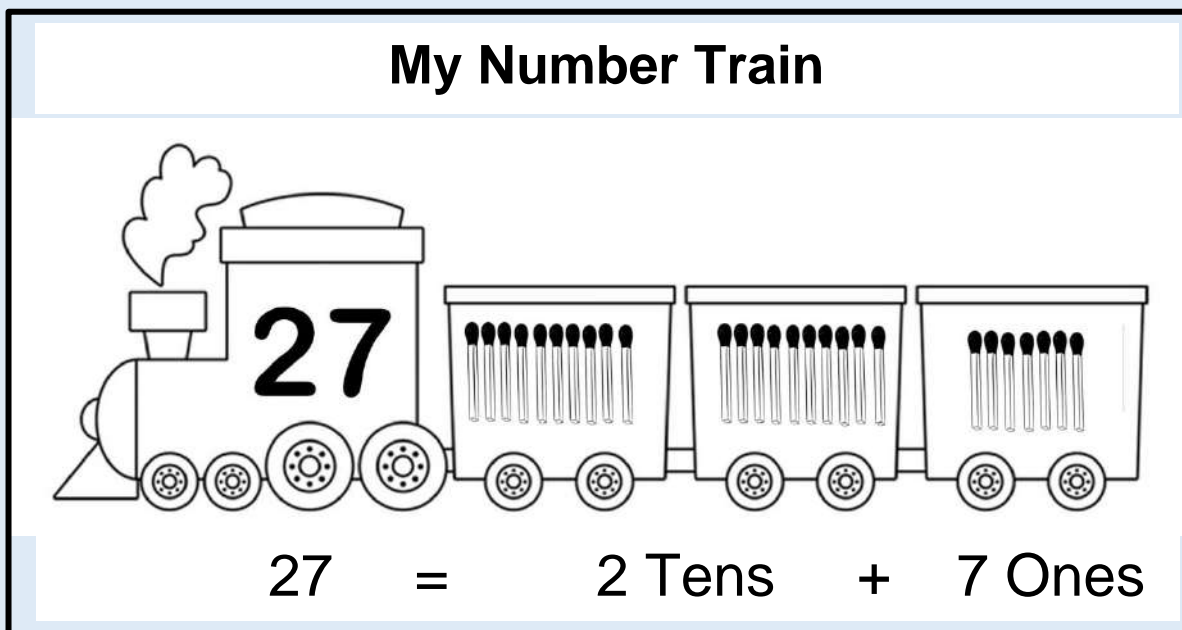
Step 2: Find the fruit in the word puzzle (across and down) and shade with colours of your choice.

s	t	r	a	w	b	e	r	r	y
o	r	a	n	j	e	p	e	a	r
r	m	e	h	o	a	e	w	n	a
a	b	a	b	a	n	a	n	a	p
n	x	p	a	i	r	c	e	y	p
g	r	a	p	e	s	h	k	a	l
e	p	i	n	e	a	p	p	l	e



MATHS

1. Write numbers from 101 to 500 in homework notebook.
2. Revise number names from 1 to 100 as done in class.
3. Make a photo frame of any 2D shape or a pen holder of any 3D shape from recycled/ waste material.
4. Collect currencies and coins of different denominations with help of parents. Arrange them in ascending and descending orders and take their picture. Paste a print of both on your homework notebook.
5. Make a number train of any one number between 21 to 99 using counting in groups method on an A4 sheet of paper as shown below. You may use matchsticks, earbuds or cotton balls for counting.



हिन्दी (HINDI)

१. अपने परिवार के सदस्यों के नाम और उनसे अपना संबंध लिखिए।
२. पाठ्य पुस्तक सारंगी से कोई दो कविताएं याद कीजिए और चार्ट में लिखिए।
३. १ से ५० तक गिनती हिंदी में लिखें और सीखें।
४. प्रतिदिन एक पेज बोलकर लिखें और पढ़ें।
५. पाँच पालतू जानवरों और जंगली जानवरों के चित्र बनाएं और नाम लिखें।
६. वर्ष के महीनों और सप्ताह के दिनों के नाम लिखें और याद करें।

ART

Theme: Nature and Everyday Life

1. My House Drawing – Draw and colour your house.
2. Nature Rubbing Art – Collect leaves, place paper on them and rub with crayon.
3. Ice Cream Drawing – Draw and decorate an ice cream cone with different patterns.
4. Thumb Painting – Make a caterpillar or bird using thumb prints.
5. Summer Scenery – Draw a sunny day at the park or beach.
6. Vegetable Printing – Use ladyfinger or potato to create flower patterns.

GARDENING

1. Write important tools for gardening and draw the pictures.
2. Collect and paste different types of leaves, and flowers and write their names.
(Minimum 5)
3. Draw a picture - 'My garden'.
4. Take an earthen pot. With help of parents, plant seeds in it and help the seeds grow into a plant. Share pictures with your plant.

অসমীয়া (ASSAMESE) (for Assamese language students only)

প্রশ্ন ১ -- আ - আম আৰু এপলেৰ ছবি আঁকি ৰং কৰা।

প্রশ্ন ২ -- প্রতিদিনে স্বৰবৰ্ণ আৰু ব্যঞ্জন বৰ্ণ সমূহ লিখা।

KENDRIYA VIDYALAYA ONGC JORHAT

SUMMER VACATION HOMEWORK (2025-26)

CLASS– 3

SUBJECT: ENGLISH

Q1. Read the passage and answer the following questions related to it:

Passage:

Rohan has a pet dog named Max. Max is very friendly and loves to play fetch. Rohan takes Max for a walk every morning and evening to the park. Max likes to run around in the park and chase squirrels. Rohan feeds Max twice a day and gives him fresh water.

Questions:

1. What is the name of Rohan's pet dog?
2. What game does Rohan play with Max?
3. Where does Rohan take Max for a walk?
4. What does Max like to chase in the park?
5. How many times does Rohan feed Max in a day?

Q2. Arrange these fruits in alphabetical order:

Mango	Apple	Banana	Orange	Grapes	Cherry	Watermelon	Papaya	Guava	Kiwi
-------	-------	--------	--------	--------	--------	------------	--------	-------	------

Q3. Circle the odd one out:

1. cat dog cow lion
2. parrot sparrow bear peacock
3. pen pencil cycle scale
4. carrot apple orange grape
5. tea coffee pizza milk

Q4. Add “?” or “.” according to the following sentences:

1. What is your favorite color ____
2. The sun rises in the east ____
3. How many legs does a cat have ____
4. The book is on the table ____
5. What is your name ____
6. Did you have your breakfast ____
7. I went to Kolkata last week ____
8. Why are you crying ____

Q5. Circle all the action words and colour the circle with light colours:

shake rain desk plate
board grape sing see
sew jump wood taste
sleep cloud draw flowers

Q6. Draw any picture using the colours: red, pink, green, black, brown, blue.

#All homework must be done in A4 sheet.

SUBJECT: TWAU

1. Share your experience of Mela you have visited (in 100 words). Paste pictures related to it if you have any.
2. Sketch the route from your home to school that you follow every day. (Take idea from your TWAU textbook page no.30)
3. Make a list of the festivals you celebrate in a year in the given format-

Name of the festival	Month of celebration	Special food	Any specific custom related

4. Draw a signboard for the following. You can use any image and colour of your choice for creating the sign boards: (You can take idea from road sign boards that you see frequently)
 - School library
 - Assembly
 - Playground
 - Stairs
 - Toilet
 - Drinking water point
 - My Classroom
 - playground
5. Write and draw/paste 5 examples of following-
 - Herbs - shrubs - tree - climber - creeper.

All other homework must be done in A4 sheet.

SUBJECT: MATHS

1. Learn and write tables from 2 to 15.
2. Prepare 3D shapes with 'Hard Board' – Cube, Cuboid, Cone, Cylinder.
3. Prepare 2D shapes with 'Hard Board' – Square, Rectangle, Triangle.
4. Match the following:
 - a) Sixty-four i) 9 letters
 - b) Seventy- eight ii) 10 letters
 - c) Eighty-nine iii) 11 letters
 - d) Ninety-seven iv) 12 letters

5. Complete the table.

	NAME	COUNT THE LETTERS	PICTURE
NATIONAL TREE			
NATIONAL FLAG			
NATIONAL BIRD			
NATIONAL ANIMAL			
NATIONAL FLOWER			
NATIONAL SONG			XXXXXXXXXXXXXXXXXX

विषय हिंदी

- प्रश्न १. दस ऐसे फलों की सूची बनाए जिसमें आ, उ, ऊ, ई तथा ए की मात्रा आती है तथा इन फलों के चित्र भी बनाए ।
- प्रश्न २. गर्मी के मौसम में आप कौन-कौन से फल खाने खाते हो? उनके चित्र बनाकर नाम लिखो ।
- प्रश्न ३. गर्मी के मौसम में मुझे नींबू पानी पसंद है । आपको गर्मी में क्या पीना और खाना अच्छा लगता है वह लिखे । नींबू पानी बनाकर अपने माता-पिता को व अन्य सदस्यों को पिलाए ।
- प्रश्न ४. हाथी और चींटी का चित्र बनाकर किताब में दी हुई कहानी लिखे ।
- प्रश्न ५. चित्र के माध्यम से कहानी बनाये ।



SUBJECT: ASSAMESE

- প্রশ্ন ১ -- চাৰিবিধ পাছলিৰ ছবি এখন A4 জোখৰ কাগজত লগাই তাৰ তলত নাম লিখা ।
- প্রশ্ন ২ -- প্রতিদিনে স্বৰবৰ্ণ আৰু ব্যঞ্জন বৰ্ণ সমূহ লিখা ।

SUBJECT: COMPUTER

Q. With the help of the internet search one picture for each of the following take the printout of the pictures and paste them in your school notebook:

Mouse, Keyboard, Monitor, CPU, UPS, Mother Board, RAM, ROM, Hard Disk, CD, DVD, SD card, Pendrive, Dot Matrix Printer, Inkjet Printer, Laser Printer, Plotter, Joystick, Webcam and stylus.

SUBJECT: ART

Theme: Nature and Everyday Life

1. My House Drawing – Draw and colour your house.
2. Nature Rubbing Art – Collect leaves, place paper on them and rub with crayon.
3. Ice Cream Drawing – Draw and decorate an ice cream cone with different patterns.
4. Thumb Painting – Make a caterpillar or bird using thumb prints.

5. Summer Scenery – Draw a sunny day at the park or beach.
6. Vegetable Printing – Use ladyfinger or potato to create flower patterns.

SUBJECT: - LIBRARY

1. Write total 20 quotations in (hindi or english) in the following themes:

- A. Education
- B. Books
- C. Reading
- D. Library

2. Write short notes on the following topics:

- A. International day of yoga
- B. World environment day

Creative writing

- 3. Imagine and write a new moral story in your own words in 150 words in hindi**
- 4. Draw a colorful picture of the school library.**

#####

KENDRIYA VIDYALAYA ONGC JORHAT

SUMMER VACATION HOME WORK (2025-26)

CLASS – 4

SUBJECT : T.W.A.U.

Except project, all other homework must be done in A4 sheet.

1. Paste/Draw the example of following means of transport-

Air # Water # Land

2. Interview with elders:

Discuss with the elders in your neighbourhood and find out how they communicated with each other when they were of your age. Compare their answers to how you and your friends communicate today; and fill in the table below:

Category	Communication in earlier times	Communication in present time
Type of communication	Letter, telegram	Internet, social media, text message
Speed of communication		
Frequency of communication		
Language of communication		
Challenges faced		

3. Visit a bank: With your parents visit bank one day and try to answer following questions:

- How it works?
- what all you observed?
- What is an ATM and how does it help people?
- Paste picture related to your bank visit.

4. **PROJECT:** Make a Piggy bank using waste material available at your home. Ask your parents how they use to save money using piggy bank.

5. **Activity:** Your monthly expenditure and savings

1. Imagine you have ₹ 100 to utilise in a month. Your task is to plan how to spend and save wisely. Think about your expenses for stationery, snacks, toys, etc. Decide how much you will save in your piggy bank and how much you will use for your expenses. After making this plan, think about how saving money could help you in the future.

Use the table below to create your budget:

Category	Planned amount	Why did you choose this amount?
Savings		
Expenditure		

SUBJECT: ENGLISH

Q1. Read the passage given below and answer the questions related to it.

Passage: Ravi visited a zoo with his class. They saw many animals, including lions, tigers, and elephants. Ravi's favorite animal was the monkey, and he loved watching it swing from tree to tree. The zoo also had a big aquarium with colorful fish swimming in it. Ravi learned a lot about different animals and their habitats. He had a great time at the zoo and couldn't wait to go again.

Questions:

1. Who did Ravi visit the zoo with?
2. What animals did Ravi see at the zoo?
3. What was Ravi's favorite animal at the zoo?
4. What did Ravi see in the aquarium?
5. How did Ravi feel about his visit to the zoo?

Q2. Fill in the blanks with suitable prepositions:



Complete the sentences with the prepositions in the box.

behind next to in front of over
in on between under

- 1- There is some pizza _____ the box.
- 2- There is a guitar _____ the lamp and the plant.
- 3- There are two dogs _____ the table.
- 4- There is a window _____ the sofa.
- 6- There is a racket _____ the bag.
- 7- There is some cheese _____ the plate.
- 5- There is a rug _____ the sofa.
- 8- There is a lamp _____ the shelf.
- 9- There is a trophy _____ the books.
- 10- There is a picture _____ the wall.
- 11- There is a bird flying _____ the trees.
- 12- There are two fish _____ the bowl.

Martine

Q3. Write the plural noun for each word using the rules you learned.

1. map- _____
2. block- _____
3. spoon- _____
4. orange- _____
5. class- _____
6. dress - _____
7. sheep- _____
8. foot- _____

Q4.

Choose the correct noun from the choices given to complete each phrase.

keys	footballers	lions	soldiers
kittens	students	trees	wolves

1. A **team** of _____.
2. A **forest** of _____.
3. A **litter** of _____.
4. An **army** of _____.
5. A **pride** of _____.
6. A **bunch** of _____.
7. A **class** of _____.
8. A **pack** of _____.

Q5. Write few lines on how spent your summer holidays.

SUBJECT: MATHS (Do all the homework in A4 sheet)

1. Learn and write the tables from 2 to 20.
2. Solve the equation.
i) $34562 - 5678$ ii) $67853 - 45722$ iii) $7896 - 6898$ iv) $2000 - 199$
3. The number 45 is truly awesome. To get 45 you can add $1+2+3+4+5+6+7+8+9$. (Try it). Let us find fewer more ways to make a sum of 45.
 - 2 Numbers _____ + _____ = 45
 - 3 Numbers _____ + _____ + _____ = 45
 - 4 Numbers _____ + _____ + _____ + _____ = 45
 - 5 numbers _____ + _____ + _____ + _____ + _____ = 45
4. Identify the types of angles being made by the following Yoga Asanas.



ACTIVITY

5. Prepare 2D shapes with 'Hard Board' – Square, Rectangle, Triangle, Pentagon.
6. Prepare 3D shapes with 'Hard Board' – Cube, cuboid, Cylinder, Triangular Prism, Square Pyramid, Triangular Pyramid. Count (Faces, corners and edges) and make a list.
7. Make Acute angle, Obtuse angle and Right angle using straws and paste it.

विषय: हिंदी

प्रश्न १. घोंघे का चित्र बनाकर उस पर आठ लाइन लिखो ।



प्रश्न २. चित्र देखकर कहानी लिखो ।



प्रश्न ३. अपनी पसंद के कोई भी पांच वाक्य लिखो और उन वाक्यों में से क्रिया शब्द छाटो । क्रिया शब्दों के चित्र बनाओ । जैसे- रीना पढ़ रही है ।

इस वाक्य में "पढ़ना" क्रिया है ।

इसलिए आप पढ़ाई के अनुसार कोई चित्र बना सकते हो ।

प्रश्न ४. अपनी रचनात्मक गतिविधि से दस पर्यायवाची शब्द लिखो ।

उदहारण के लिए



प्रश्न ५. विशेषण का चार्ट कुछ इस प्रकार से बनाओ । आप अपने अनुसार भी बना सकते हो ।



SUBJECT : ASSAMESE

প্রশ্ন ১-- চাৰি টা ফুল ছবি A4 আকাৰৰ কাগজত লগাই তাৰ নাম লিখা

প্রশ্ন ২ -- প্রতিদিনে স্বৰবৰ্ণ আৰু ব্যঞ্জন বৰ্ণ সমূহ লিখা।

English version

Q 1 --Paste any 4 flowers picture on A4 sized paper and write their names.

Q 2--Write Assamese Swar and Vyanjan Varna everyday

SUBJECT : COMPUTER

With the help of the internet search one picture for each of the following take the printout of the pictures and paste them in your school notebook:

Silicon chip, RAM, ROM, Internal Hard disk, CD, DVD, floppy Disk, Blue-ray Disc, SD Card, USB Drive.

SUBJECT - ART

Theme: Imagination & Indian Art

1. Warli Art Trial – Try drawing a simple Warli village scene.
2. Draw a Superhero – Create your own and give a name.
3. Paper Weaving Craft – Use two coloured papers to weave a mat.
4. Summer Festival Drawing – Any Indian summer festival (like Baisakhi, Eid).
5. Cartoon Drawing – Draw your favourite cartoon character.
6. Create a Summer Poster – "How to stay cool in summer" with drawing and slogans.



SUBJECT: - LIBRARY

1. Write total 20 quotations in (Hindi or English) in the following themes:

- A. Education
- B. Books
- C. Reading
- D. Library

2. Write short notes on the following topics:

- A. International Day of Yoga
- B. World environment day

Creative writing

3. Imagine and write a new moral story in your own words in 150 words in hindi

4. Draw a colorful picture of the school library.

KENDRIYA VIDYALAYA ONGC JORHAT

SUMMER HOLIDAY HOMEWORK (2025-26)

CLASS 5

SUBJECT – T.W.A.U.

NOTE: Do all holiday homework in A-4 sheet

1. Paste/Draw the 5 examples of each:
 - Energy giving food
 - Body building food
 - Protective food
2. Fill the table and answer the following questions:

Ask children to fill the following table and answer the questions given below:

Time of the Day	Food Item Eaten	Food Group It Belongs to (Energy rich food, body building food, protective food)
Breakfast		
Lunch		
Evening		
Dinner		

Answer the following questions:

- Is there any food group that is most common in your diet? If yes, which food group is it?
- Did you have a 'balanced diet'?
- If you have to add any food item to make it balanced, which food item will you add and why?

3. Make a poster on healthy eating habit and avoid junk food.
- 4.

Find out the symbols used for the following and draw the same in the given space:

Used For	Drawing of Symbol
Stop	
No right turn	
No u turn	
One way traffic	
No parking	
School ahead	
Hospital ahead	
Mountain ahead	
Petrol pump	

5. Sketch the route from your home to school that you follow every day.

SUBJECT - ENGLISH

1. Read the following passage and answer the questions related with it.

Passage: Rahul loves to explore new places. Last summer, he visited his grandparents' village. The village was surrounded by green fields and a river. Rahul enjoyed playing with his friends in the fields and swimming in the river. One day, he saw a little bird with a broken wing. Rahul carefully picked up the bird and took it home. He made a small nest for it and fed it. Slowly, the bird's wing healed, and it flew away. Rahul was happy to see the bird fly again.

Questions:

Q1. Where did Rahul visit last summer?


Q2. What did Rahul enjoy doing in the village?

Q3. What did Rahul find one day in the village?

Q4. How did Rahul help the bird?

Q5. How did Rahul feel when the bird flew away?

2. Write a paragraph about the picture using the following clues. Add a heading to the paragraph.



3. Fill in the blanks with suitable pronouns:

- i. Rohan and _____ (I/me) are going to the park.
- ii. My mom gave _____ (he/him) a new book.
- iii. _____ (She/Her) is my best friend.
- iv. The teacher asked _____ (they/them) to solve the problem.
- v. My brother and _____ (I/me) love playing cricket.
- vi. The gift is for _____ (she/her).
- vii. _____ (We/Us) are going on a picnic tomorrow.
- viii. My dad is helping _____ (he/him) with his homework.
- ix. _____ (It/Its) is a beautiful sunny day today.
- x. The teacher praised _____ (they/them) for their good work.

4. Anagrams: Rearrange to make new words:

1. Listen -
2. Acts -
3. Weird -

4. Smile -

5. Tea -

6. Heart -

7. Teams -

8. Live -

5. Write a paragraph on how you spent your summer holidays. Try pasting some pictures as well (80 words)

विषय - हिंदी



प्रश्न १. 🖐 कुछ इस तरह के आर्टिकल्स अखबार में से ढूँढकर प्लेन पेपर पर चिपकाओ ।

प्रश्न २. गुलाब 🌹 और तितली 🦋 का चित्र बनाकर उन पर दस लाइन लिखो ।

प्रश्न ३. सूखे पत्तों से चित्र बनाओ । 🖐



प्रश्न ४. चित्र देखकर कहानी बनाओ । 🖐



प्रश्न ५. विराम चिह्न का चार्ट बनाओ । 🙌



SUBJECT- MATHEMATICS

- Write and learn the tables (2 -20).
- Take all the 6 pictures of 'Surya Namaskar' yoga step by step and find right angles, Acute Angles and Obtuse angles in all these Yoga- Postures. Write all the angles in tabular form.
- Frame 5 words problem on each mathematical operation $+$, $-$, \times , \div
- Circle the right fraction.

Pick the right fraction out of four choices given:

1. $\frac{1}{2}$ $\frac{3}{2}$ $\frac{2}{3}$ $\frac{1}{3}$
2. $\frac{1}{3}$ $\frac{3}{4}$ $\frac{1}{2}$ $\frac{2}{3}$
3. $\frac{3}{8}$ $\frac{5}{8}$ $\frac{3}{4}$ $\frac{2}{7}$
4. $\frac{6}{6}$ $\frac{6}{5}$ $\frac{6}{3}$ $\frac{6}{2}$
5. $\frac{3}{8}$ $\frac{6}{8}$ $\frac{7}{8}$ $\frac{8}{7}$
6. $\frac{4}{5}$ $\frac{5}{5}$ $\frac{5}{3}$ $\frac{5}{2}$
7. $\frac{11}{12}$ $\frac{7}{12}$ $\frac{7}{11}$ $\frac{8}{12}$
8. $\frac{4}{9}$ $\frac{9}{9}$ $\frac{9}{3}$ $\frac{9}{2}$

- Write down temperature of your city for any one week. Complete the table.

DATE	MAXIMUM TEMPERATURE	MINIMUM TEMPERATURE	DIFFERENCE

- Solve the equations.

i) 456×34 ii) 328×23 iii) 450×45 iv) 750×40 v) 3232×12

7. Fill in the blanks.

JANUARY						
S	M	T	W	T	F	S
		1	2	3	4	5
6	7	8	9	10	11	12
13	14	15	16	17	18	19
20	21	22	23	24	25	26
27	28	29	30	31		

- How many days are in January? _____
- What day of the week is January 15? _____
- How many Mondays are January? _____
- What day will be February 1? _____
- Colour weekends red and weekdays blue.

(NOTE: Do all the holidays homework in A-4 sheet)

SUBJECT –DRAWING AND PAINTING

Theme: Creative Expressions

- Madhubani Trial – Try a basic Madhubani fish or peacock.
- Design a Travel Postcard – A place you want to visit.
- Make Your Own Comic Strip – 4 boxes, story with characters.
- 3D Art – Use old matchsticks or straws to make a hut or shape.
- Design a Book Cover – For your favourite storybook.
- Summer Safety Poster – Tips for sun safety, illustrated.

SUBJECT –ASSAMESE

- Q 1 -- Paste pictures of any five birds in a A4 sized paper.
Q 2-- Write Assamese Swar and vyanjan varna everyday.

SUBJECT: - LIBRARY

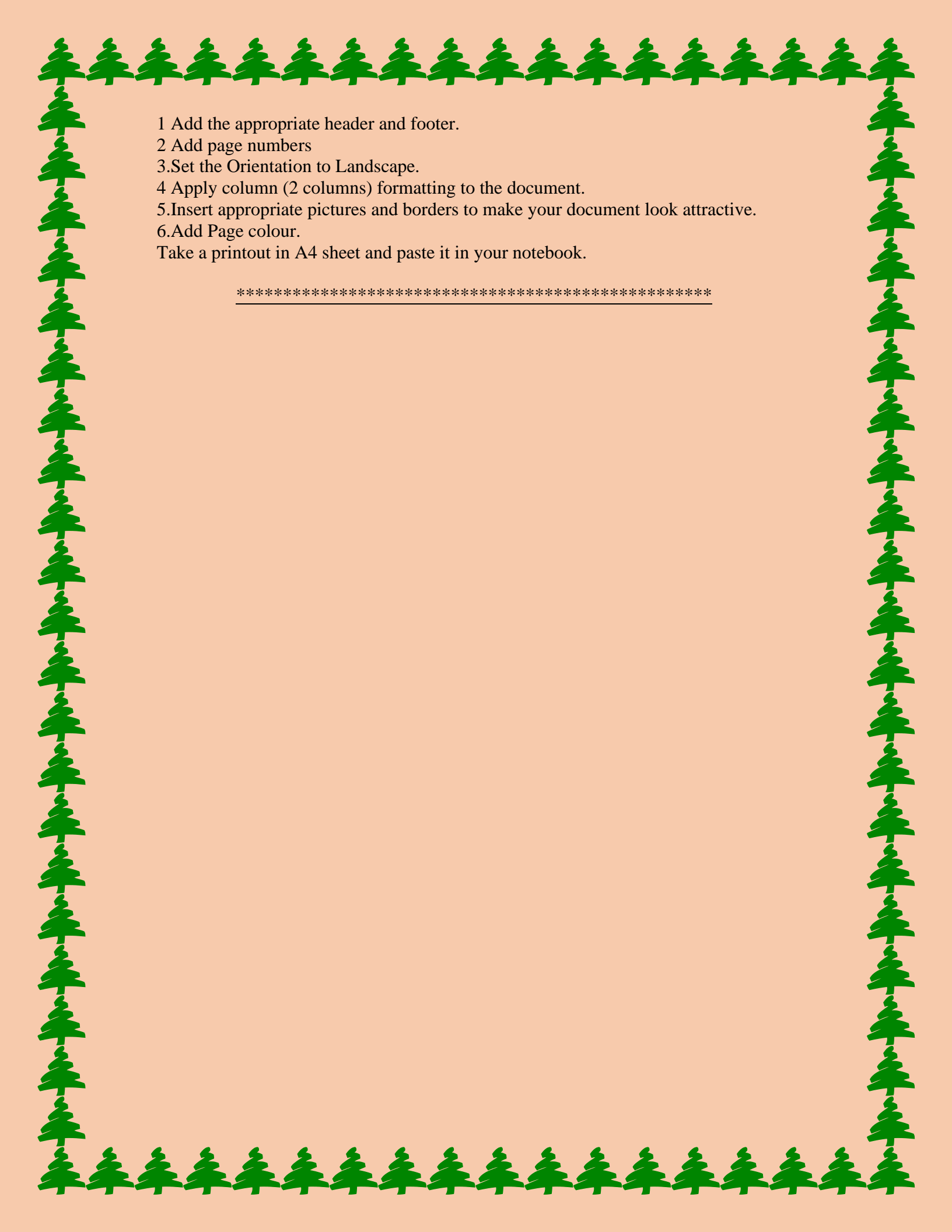
- Write total 20 quotations in (hindi or english) in the following themes:
 - Education
 - Books
 - Reading
 - Library
- Write short notes on the following topics:
 - International day of yoga
 - World environment day

Creative writing

- Imagine and write a new moral story in your own words in 150 words in hindi
- Draw a colorful picture of the school library.

SUBJECT – COMPUTER

- With the help of the internet search one picture for each of the following take the printout of the pictures and paste them in your school notebook:
Abacus, Pascaline, Napier's Bones, Super Computers, ENIAC, EDVAC, UNIVAC, Desktop, laptop, tablet, Palmtop, Minicomputers, Mainframe Computers,
- Practice typing from the keyboard. (Learn Placement of all keys of the keyboard)
- Prepare a project on the Importance of Internet' in Microsoft Word. You must remember to use the following features:

- 
- 1 Add the appropriate header and footer.
 - 2 Add page numbers
 3. Set the Orientation to Landscape.
 - 4 Apply column (2 columns) formatting to the document.
 5. Insert appropriate pictures and borders to make your document look attractive.
 6. Add Page colour.
- Take a printout in A4 sheet and paste it in your notebook.
