

**PM SHRI KV MALKAPURAM**



**HOLIDAY**  
**HOMEWORK**  
**BALVATIKA 3**  
**2026-27**

*Happy  
Summer  
Vacation!*



*Dear Parents please find  
the enclosed holiday activity  
of our dear Children. Hoping  
your summer includes lots  
of family time, ice cream,  
swimming, laughter and  
fabulous memories.*

*We wish you all a safe and  
Restful summer!*

*Happy  
Summer  
Vacation!*

# Worksheets



Writing letters 'Aa -Zz' within the four lines.

Aa

This section contains ten sets of handwriting guides. Each set consists of four horizontal lines: a solid top line, a dashed midline, a solid baseline, and a solid descender line. The first set has the letters 'Aa' written in the top-left corner. The remaining nine sets are blank for practice.

Writing letters 'Aa -Zz' within the four lines.

Aa

This section contains ten sets of handwriting guides, identical in format to the first section. Each set consists of four horizontal lines: a solid top line, a dashed midline, a solid baseline, and a solid descender line. The first set has the letters 'Aa' written in the top-left corner. The remaining nine sets are blank for practice.

Writing letters 'Aa -Zz' within the four lines.

Aa

A handwriting practice sheet with ten sets of four horizontal lines. Each set consists of a solid red top line, a dashed blue middle line, a solid red bottom line, and a solid red baseline. The first set of lines contains the letters 'Aa' written in a simple, sans-serif font. The remaining nine sets of lines are blank for practice.



Writing letters 'Aa -Zz' within the four lines.

Aa

A handwriting practice sheet with ten sets of four horizontal lines. Each set consists of a solid red top line, a dashed blue middle line, a solid red bottom line, and a solid red baseline. The first set of lines contains the letters 'Aa' written in a simple, sans-serif font. The remaining nine sets of lines are blank for practice.

Learn spelling of each letter

FUN WITH  
**THE ALPHABET A-Z**



Learn phonic sounds from the reference link provided below.

<https://www.youtube.com/watch?v=2n4enj6YMnw>

**Phonic Sounds (A-Z) (a-z)**

Peet-a-boo

Alphabet	Phonic Sounds	Vocabulary	Alphabet	Phonic Sounds	Vocabulary
<b>Aa</b> says ऐ		APPLE	<b>Nn</b> says न		NEST
<b>Bb</b> says ब		BALL	<b>Oo</b> says ओ		OWL
<b>Cc</b> says क		CAT	<b>Pp</b> says प		PARROT
<b>Dd</b> says ड		DOG	<b>Qq</b> says क्व		QUILT
<b>Ee</b> says ए		EGG	<b>Rr</b> says र		ROSE
<b>Ff</b> says फ		FISH	<b>Ss</b> says स		SUN
<b>Gg</b> says ग		GOAT	<b>Tt</b> says ट		TIGER
<b>Hh</b> says ह		HORSE	<b>Uu</b> says अ		URN
<b>Ii</b> says इ		INKPOT	<b>Vv</b> says व		VAN
<b>Jj</b> says ज		JOKER	<b>Ww</b> says वॅ		WATCH
<b>Kk</b> says क		KITE	<b>Xx</b> says एक्स		X-MAS TREE
<b>Ll</b> says ल		LION	<b>Yy</b> says य		YAK
<b>Mm</b> says म		MANGO	<b>Zz</b> says ज़		ZEBRA

# Write Numbers (1-10)

	1				
	2				
	3				
	4				
	5				
	6				
	7				
	8				
	9				
	10				

# Numbers Worksheet

Write the numbers in backward counting ( 10 - 1 ).

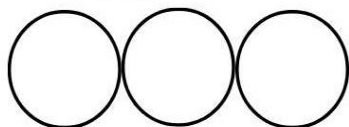
The worksheet contains four vertical caterpillar-shaped columns. Each caterpillar has a smiling face with two antennae at the top and a pointed tail at the bottom. The body of each caterpillar is composed of ten circular segments. The first caterpillar on the left has the numbers 10, 9, 8, 7, 6, 5, 4, 3, 2, and 1 written in its segments from top to bottom. The other three caterpillars have empty segments for the student to practice writing the numbers in backward order.

# NUMBERS

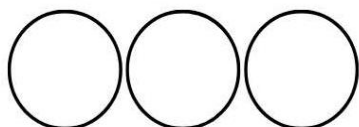
## 1 - 10



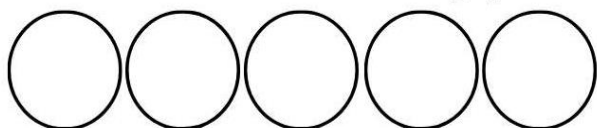
ONE




TWO




THREE




FOUR




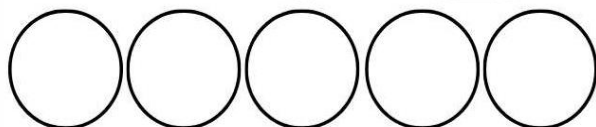
FIVE



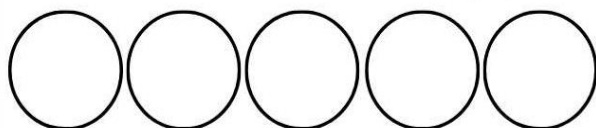
SIX




SEVEN



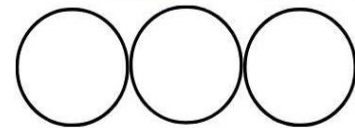
EIGHT



NINE



TEN



□□□□ □□□□□□

अ आ इ ई उ ऊ  
ऋ ए ऐ ओ औ अं अः

अ आ इ ई उ ऊ  
ऋ ए ऐ ओ औ अं अः

.....  
.....

.....  
.....


अ आ इ ई उ ऊ  
ऋ ए ऐ ओ औ अं अः

अ आ इ ई उ ऊ  
ऋ ए ऐ ओ औ अं अः

.....  
.....

.....  
.....

बिंदुओं को जोड़कर चित्र बनाना और रंग भरें



रिक्त स्थान भरें

अ		इ	
	उ		
ऐ			अं

□□□□ □□□ □□ □□□□□□ □□□□ □□  
□□□□□□□□□□□□ □□□□□□□□ □□□□□)  
□□□□□□□( □□□□□

[https://www.youtube.com/ChuChuTV?sub\\_confirmation=1](https://www.youtube.com/ChuChuTV?sub_confirmation=1)



# हिन्दी वर्णमाला चार्ट

अ



अनार

आ



आम

इ



इमली

ई



ईख

उ



उल्लू

ऊ



ऊन

ऋ



ऋषि

ए



एक

ऐ



ऐनक

ओ



ओखल

औ



औषध

अं



अंगूर

अः



अहा

क



कमल

ख



खरबूजा

ग



गधा

घ



घर

ङ

च



चम्मच

छ



छतरी

ज



जलयान

झ



झरना

ञ



मंच

ट



टमाटर

ठ



ठहरो

ड



डमरू

ढ



ढक्कन

ण



झण्डा

त



तरबूज

थ



थर्मस

द



दवात

ध



धन

न



नथ

प



पतंग

फ



फल

ब



बतख

भ



भालू

म



मछली

य



यान

र



राजा

ल



लड्डू

व



वक

श



शरबत

ष



षट्कोन

स



सतरंग

ह



हाथ

क्ष



क्षत्रिय

त्र



त्रिशूल

ज्ञ



ज्ञानी

मात्राएँ आ-अ ई-ई ईनी उ-उ ऊ-ऊ ऋ-ऋ ए-ए ऐ-ऐ ओ-ओ औ-औ अं-अं अः-अः

**INTRODUCE YOURSELF:**


**MY NAME IS \_\_\_\_\_**

**I AM \_\_\_\_\_ YEARS OLD**


**I AM A:**

**BOY**

**GIRL**



**MY FAVORITE COLOR IS:**



# Five Sense Organs and Worksheet

Eyes



Ears



Nose



Tongue



Skin

Match the object to the Sense Organs with our Sincere  Snail



# FAMILIES

## BIG OR SMALL?

CHOOSE THE CORRECT OPTION.




-THIS FAMILY IS BIG.

-THIS FAMILY IS SMALL.



-THIS FAMILY IS BIG.

-THIS FAMILY IS SMALL.



-THIS FAMILY IS BIG.

-THIS FAMILY IS SMALL.

# Table 1 to 12

1

$1 \times 1 = 1$   
 $2 \times 1 = 2$   
 $3 \times 1 = 3$   
 $4 \times 1 = 4$   
 $5 \times 1 = 5$   
 $6 \times 1 = 6$   
 $7 \times 1 = 7$   
 $8 \times 1 = 8$   
 $9 \times 1 = 9$   
 $10 \times 1 = 10$

2

$2 \times 1 = 2$   
 $2 \times 2 = 4$   
 $2 \times 3 = 6$   
 $2 \times 4 = 8$   
 $2 \times 5 = 10$   
 $2 \times 6 = 12$   
 $2 \times 7 = 14$   
 $2 \times 8 = 16$   
 $2 \times 9 = 18$   
 $2 \times 10 = 20$

3

$3 \times 1 = 3$   
 $3 \times 2 = 6$   
 $3 \times 3 = 9$   
 $3 \times 4 = 12$   
 $3 \times 5 = 15$   
 $3 \times 6 = 18$   
 $3 \times 7 = 21$   
 $3 \times 8 = 24$   
 $3 \times 9 = 27$   
 $3 \times 10 = 30$

4

$4 \times 1 = 4$   
 $4 \times 2 = 8$   
 $4 \times 3 = 12$   
 $4 \times 4 = 16$   
 $4 \times 5 = 20$   
 $4 \times 6 = 24$   
 $4 \times 7 = 28$   
 $4 \times 8 = 32$   
 $4 \times 9 = 36$   
 $4 \times 10 = 40$

5

$5 \times 1 = 5$   
 $5 \times 2 = 10$   
 $5 \times 3 = 15$   
 $5 \times 4 = 20$   
 $5 \times 5 = 25$   
 $5 \times 6 = 30$   
 $5 \times 7 = 35$   
 $5 \times 8 = 40$   
 $5 \times 9 = 45$   
 $5 \times 10 = 50$

# COLOR THE PICTURE

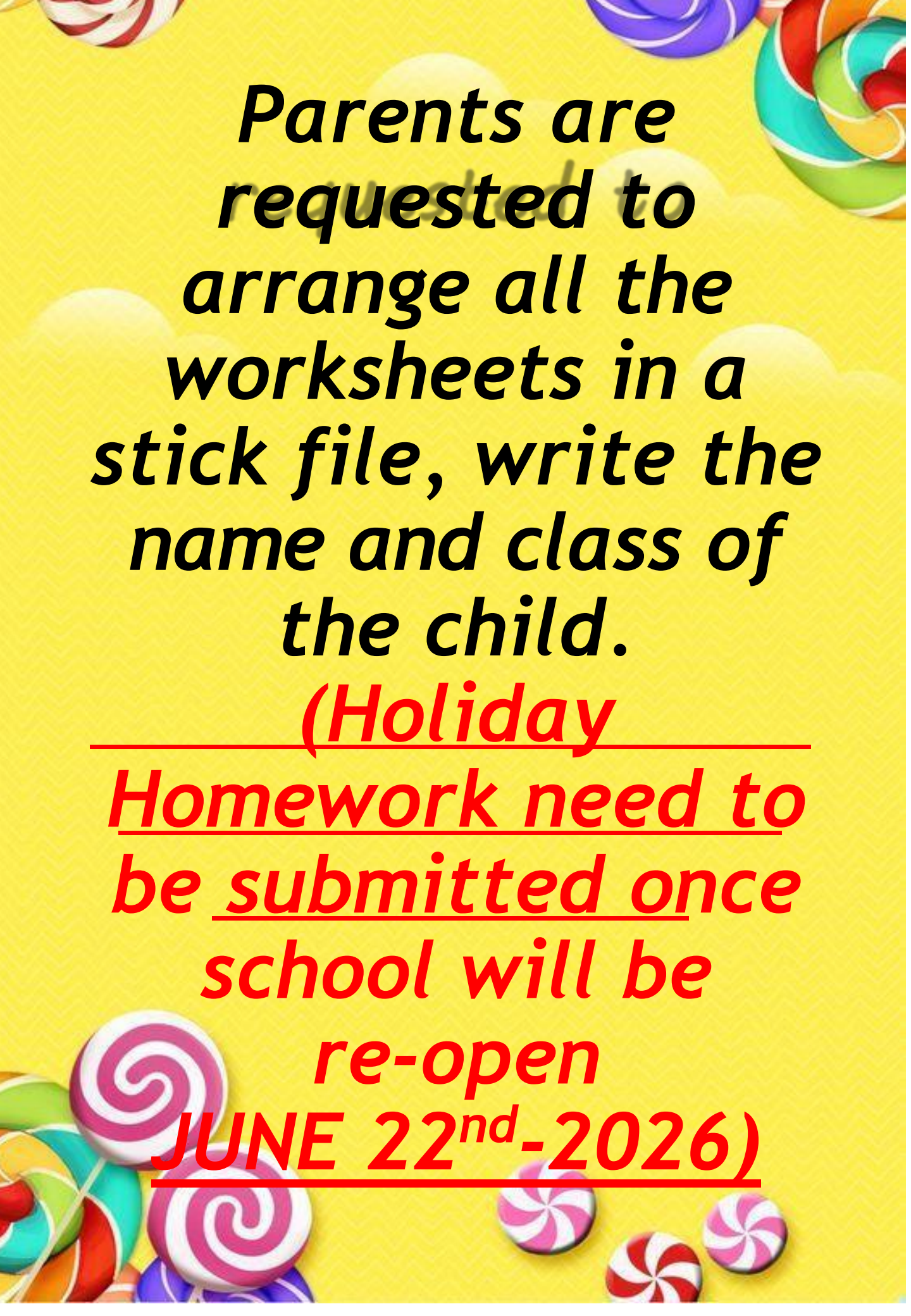


# Environmental Activity



Save tree save earth

- Take a small cup or a pot.
- Fill it with soil and add any type of seed.
- Pour water regularly to it and watch as it grows.
- Name and bring it to school when the school re-opens.



**Parents are  
requested to  
arrange all the  
worksheets in a  
stick file, write the  
name and class of  
the child.**

**(Holiday**

**Homework need to  
be submitted once  
school will be**

**re-open**

**JUNE 22<sup>nd</sup>-2026)**