



PM SHRI KENDRIYA VIDYALAYA MALKAPURAM



CCE 6 (SESSION:2025-26)

CLASS: I SEC:

SUBJECT: ENGLISH

Name: Roll No.: Date:

Competencies	Reading 5M	Writing 5M	Spelling 5M	Handwriting 5M	Overall Grade 20M
Grade					

Invigilator's Signature:

Examiner's Signature:

READING (5M)

Q.1. Tick the correct options:

1. We get from honeybees.

- a) fruits b) seeds c) honey

2. What do we get from cows?

- a) vegetables b) milk c) flowers

Q.2. Match the following:



This is a basket of fruits.



This is a tiger.



This is a cap.

WRITING (5M)

Q.1. Answer the following questions:

1. What does Mini's father do?

.....

2. When does Mini go to the market with her father?

.....

3. Write names of 3 fruits.

.....

SPELLINGS (5M)

Q.1. Write the missing letters:

1. A P P L S

2. M A G O S

3. S H A E

HANDWRITING (5M)

A farm is a place where crops grow. A farmer works hard in the fields. We get fruits and vegetables from the farm.

.....

.....

.....

.....

.....

.....

.....

.....

.....

.....

PM SHRI KENDRIYA VIDYALAYA MALKAPURAM

SAMPLE PAPER OF CCE

Class: I & Sec: ____

Sub: ENGLISH

Max. Marks: 20

Name: _____ Roll no: _____ Date: __/__/____

Competency	Reading(10)	Writing(10)	Spelling(5)	Handwriting(5)	Marks(20)
Marks					
Grades					

Sign of Invigilator : _____

Sign of Examiner: _____

READING (10)

*Tick (✓) the correct answer

1)We buy fruits from the:

() School. () Market. () Park

2)A market has many:

() Toys only. () Shops. () Animals

3)The market is:

() Empty. () Busy.

4)Mini's father sells?

() Toys () Vegetables () Clothes

5)Mini goes to the market on?

() Monday () Friday () Saturday

*Circle the healthy food

1) Apple Chips Pizza

2) Ice-cream Orange Milk

3) Egg Fish Burger

- | | | |
|---------------|----------|--------|
| 4) chocolate | Banana | Chips |
| 5) Vegetables | Junkfood | Fruits |

WRITING

(10)

Answer the following questions.(2× 2=4 Marks)

1)What do people buy in the market?

2)Who is Mini's father?

*Write Healthy and Unhealthy Food items you know. (1×3=3Marks)


Healthy Food	Unhealthy food

* Write the opposites of given words.(3×1=3)

1)Come×_____ 2)Big×_____ 3)Open×_____

SPELLING(5)

*Write the Missing Letters. (2×1=2 Marks)

1)O__IO__ 

2)PI__EA __PL__ 

*Rearrange the jumbled letters into meaning ful word.(3× 1 = 3marks)

1)BNAANA-- _____

2)ALPPE-- _____

3) TMOAOT-- _____

HANDWRITING

(5)

We eat food every day. Food gives us energy to work and play.

We eat rice, fruits, and vegetables. Milk helps us grow strong.

Healthy food keeps us fit and happy



KENDRIYA VIDYALAYA MALKAPURAM

SA (SESSION:2025-26) CLASS: 1 SUBJECT: ENGLISH

Name: _____ Roll No.: _____ Date: _____

Competencies	Reading 5M	Writing 5M	Spelling 5M	Handwriting 5M	Overall Grade 20M
Grade					

Invigilator's Signature Examiner's sign

READING (5M)

Q.1 Read and tick the correct options.

1. We eat food to

- a) play b) grow c) sleep

2. Which is healthy food?

- a) chips b) fruit c) candy

3. Food gives us

- a) toys b) energy c) bags

4. A market has many _____. (shops / rooms)

5. The man who sells vegetables is a _____.

(teacher / vegetable seller)

WRITING (5M)

Q1. Complete the sentence with the help of picture.

Today, my



took me to the



I saw many



and



there.

I liked the



LearnCBSE.in

My



bought me an



We bought



and



Today, my _____ took me to the _____.

I saw many _____ and _____ there.

I liked the _____.

My _____ bought me an _____.

We bought _____ and _____.

We had a good dinner.

SPELLINGS(5M)

Q.1 Write the RHYMING of the following words:- (2M)

• Fun - _____

• Sat _____

Q2. Make plural by adding 's' :- (3M)

a. Tree _____

b. Watermelon _____

c. Bat _____

HANDWRITING(5M)

A happy cow mooed on the farm.

A little bird chirped in the barn.

A cheeky monkey swung from a tree,

While a playful cat watched curiously.

A loyal dog barked at the jolly elephant.



www.webtools.services/paper-templates

PM SHRI KENDRIYA VIDYALAYA MALKAPURAM

CCE - 6 (2025-26)

Class: I & Sec: ____

Time: 90 min

Sub: GARDENING

Max. Marks: 15

Name: _____ Roll no: _____ Date: __/__/____


Competency	Observation (5)	Identification (5)	Discovery of Facts (5)	Marks (15)
Marks				
Grades				

Sign of Invigilator : _____

Sign of Examiner: _____

OBSERVATION (5M)

❖ Circle the insects that you find in the garden:




IDENTIFICATION (5 M)

❖ Identify whether ✓ or X:

- a) Insects have 6 legs. _____
- b) Ants have wings. _____
- c) We get honey from honeybees. _____
- d) Caterpillars make webs. _____
- e) Ladybug is red in colour with black spots. _____

DISCOVERY OF FACTS (5 M)

❖ Match the insects with their homes:





PM SHRI KENDRIYA VIDYALAYA MALKAPURAM, VSKP-05

Sample paper of CCE-6

Class: I Sec: _____ Subject: Gardening

Name: _____ Roll No: _____ Date: __/__/26


Sign of Examiner: _____ Sign of Invigilator: _____


OBSERVATION

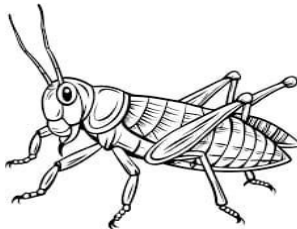
II) Observe and write the name of the Insect.

Bee	Ladybug	Ant	Caterpillar	Grasshopper
-----	---------	-----	-------------	-------------











IDENTIFICATION

I) Tick (✓) the Correct option. (1×5= 5 marks)

1) Which insect can fly?

A) Ant () B) Butterfly () C) Worm ()

2) Which insect makes honey?

A) Mosquito () B) Bee () C) Fly ()

3)Insects live in:

A) Water only () B) Gardens () C) Houses only ()

4)How many legs do insects have?

A) Four () B) Six () C) Eight ()

5)which insect make a web?

A)Bee () B)Spider () C)Ant ()

DISCOVERING FACTS

III)Match the following.

- | | |
|---------------|------------------------|
| 1. Butterfly | a. Crawls |
| 2. Ant | b. Makes honey |
| 3. Bee | c. Has colourful wings |
| 4. Snail | d.Baby of butterfly |
| 5.Caterpillar | e.Very small insect |

IV)Draw a Butterfly and colour it. (5marks)



केंद्रीय विद्यालय मल्कापुरम (Sample paper)

चक्रीय परीक्षा: 6

सत्र (2025-26)

विषय: हिन्दी

नाम:-----

कक्षा: पहली- -----

अनुक्रमांक.:-----

दिनांक - -

परीक्षक हस्ताक्षर

(पठन)

प्रश्न 1 -दिए गए शब्दों को पढ़िए। पहली ध्वनि पहचानिए। अलग ध्वनि से शुरू होने वाले शब्द पर गोला बनाइए।



तीखा

मीठा

तेज

तोता



भेल

भूख

भैंस

घी



घोंघा

घंटा

घंटी

भोला

छाता

छह


बाघ

छूना



(लेखन)

प्रश्न 2. रिक्त स्थानों में सही विकल्प चुनकर भरें।



(वर्तनी)

प्रश्न 3. दिए गए अक्षरों को खोजिए और घेरा लगाइए-



(सुलेख)

प्रश्न -नीचे दी गई पंक्ति को सुंदर लिखावट में पाँच बार लिखें।

बरखा और मेघा दो सहेलियां थी ।

1.....

2.....

3.....

4.....

5.....



पीएम श्री केंद्रीय विद्यालय मल्कापुरम
PM SHRI KENDRIYA VIDYALAYA MALKAPURAM
SAMPLE PAPER(CCE 6)



SESSION: 2025-26

CLASS: I - _____

SUBJECTS: HINDI

Name: _____ Roll No.: _____ Date: _____

					Overall Grade

Examiner's Signature

1Q. प्रश्नो और उनके उत्तरों को रेखा खींचकर जोड़िए (4)

रोटी कैसी बनी?	मां ने
जय ने जमाल को क्या दिया?	गोल
मां ने जमाल को क्या दिया?	कटोरी
रोटी किसने सेकी	लोई

2Q. सही तुकबंद शब्द(Rhyming words)को घेरा लगाइए (5)

१.रोटी शेर मोटी लौकी झूला

२. मेला..... ठेला वाले घर पूरे

३. साथी,..... काल हाथी रंग बोली

४. संदेश..... तले आदेश भूली खोटी

५. बार..... खेल पार। सात सब

3Q. शब्द बनाइए लिखिए (6)

शे	रे	ला
ब	मे	रा
से	थे	र
पै	ते	घे

१. ४.

२. ५.

३. ६.

4Q नीचे दिए गए चित्रों के नाम लिखिए ।(2)

१.



.....

२.



.....

5Q बच्चों ने मेले में क्या खाया?(1)

6Q बरखा और मेघा कौन थे?(1)

7Q होली कौन सा त्यौहार है।(1)



पीएम श्री केंद्रीय विद्यालय मल्कापुरम
PM SHRI KENDRIYA VIDYALAYA MALKAPURAM
SAMPLE PAPER(CCE 6)



SESSION: 2025-26

CLASS: I - _____

SUBJECTS: HINDI

Name: _____ Roll No.: _____ Date: _____

					Overall Grade

Examiner's Signature

1Q. प्रश्नो और उनके उत्तरों को रेखा खींचकर जोड़िए (4)

रोटी कैसी बनी?	मां ने
जय ने जमाल को क्या दिया?	गोल
मां ने जमाल को क्या दिया?	कटोरी
रोटी किसने सेकी	लोई

2Q. दिए गये शब्दों को पढ़िए । पहली ध्वनि पहचानिए । अलग ध्वनि से शुरू होने वाले शब्द पर गोला बनाइए (4)

१. तीखा मीठा तेज तोता
२. भेल भूख भैंस घी
३. घोंघा घंटा घंटी भोला
४. छाता छह बाघ छूना

3Q. शब्द बनाइए लिखिए (6)

शे	रे	ला
ब	मे	रा
से	थे	र
पै	ते	घे

१. ४.
२. ५.
३. ६.

4Q नीचे दिए गए चित्रों के नाम लिखिए ।(2)

१.



.....

२.




.....

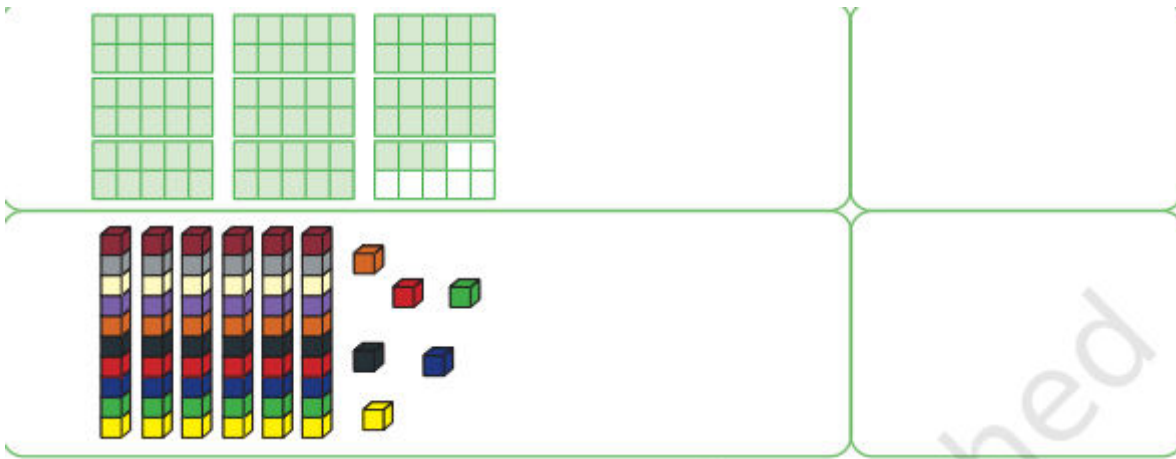
5Q मेला कहां लगा था ?(1)

6Q बरखा और मेघा कौन थे?(1)

7Q कविता में किस त्यौहार की बात की गई है ?(1)

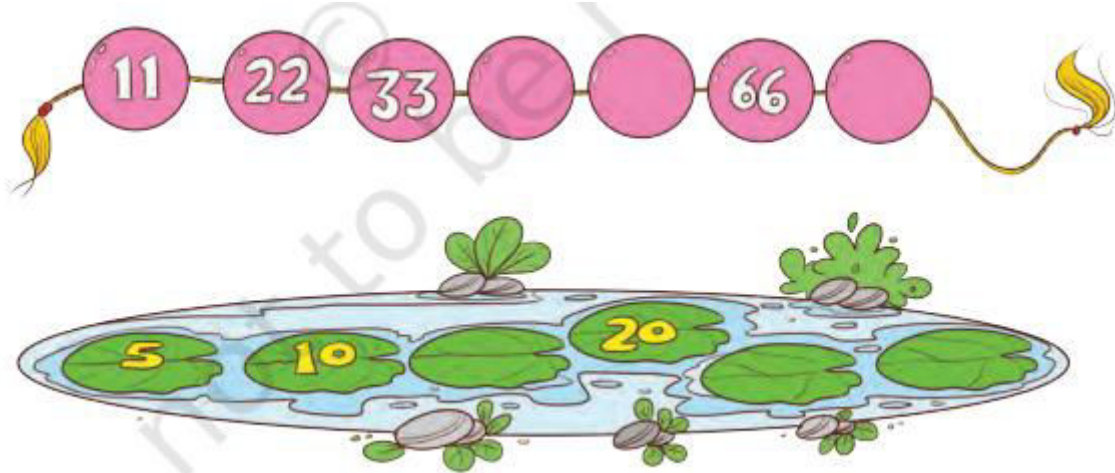
8Q बच्चों ने मेले में क्या खरीदा ?



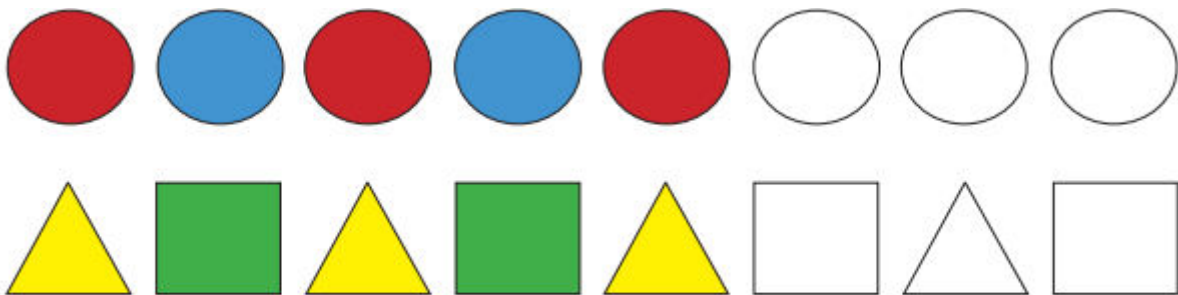


Understanding basic concept (5)

Study the pattern and fill in the missing numbers.



Look at the patterns and extend them by colouring.



Write the numbers from


- a. 21 to 40 b. 51 to 80

Q2. Extend the patterns by drawing further.

A.



B.



C.



D.



E.





पीएम श्री केंद्रीय विद्यालय मल्कापुरम
PM SHRI KENDRIYA VIDYALAYA MALKAPURAM
SAMPLE PAPER(CCE 6)



SESSION: 2025-26

CLASS: I - _____

SUBJECT: MATHS

Name: _____ Roll No.: _____ Date: _____

Competencies	FNC (5)	UBC (5)	AC (5)	PSA (5)	Overall Grade
Grade					

Examiner's Signature

Foundational numeric concept (5)

1Q.WRITE IN WORDS


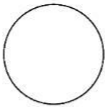

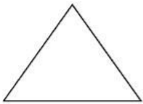
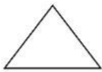
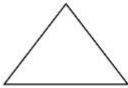









- (a).37
- (b).59
- (c)26
- (d)45
- (e)18

2Q. Understanding Basic Concept(5)


























16	27	12	26	→				
23	17	15	28	→				
27	4	14	19	→				
21	30	10	25	→				
19	21	5	15	→				

3Q.Ability to compute(5)

Colour the smallest shape

4Q. Complete the pattern (5)

					_____
					_____
					_____
					_____
					_____

PM SHRI KENDRIYA VIDYALAYA, MALKAPURAM
SAMPLE PAPER OF Cycle test 6 (2025 - 2026)

Class - I Subject - Maths Marks - 20 Max Time - 60 Mins

Name - _____ Roll No - _____ Date - _____

COMPETENCIES


Knowledge (5)	Understanding (5)	Ability to Compute (5)	Problem Solving Ability (5)	TOTAL (20)

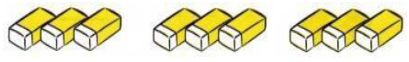
Invigilator's sign.
Knowledge (5 Marks)

Checker's sign.

Examiner's sign

Complete the following patterns:

1.  Number of Balloons : $2 + 2 + 2 + 2 =$ _____
4 times 2 = _____

2.  Number of Balloons : _____ + _____ + _____
= 9
_____ times 3 = 9

3. $7 + 7 + 7 + 7 =$ _____ times _____ = _____

Identify the amount on the currency notes:

4.



_____ Rupees

5.



_____ Rupees

Understanding (5 Marks)

6. Three Twos are _____

7. Five Threes are _____



8. The cost of the ball is _____ Rupees



9.

The cost of the lollipop is _____ Rupees

10.


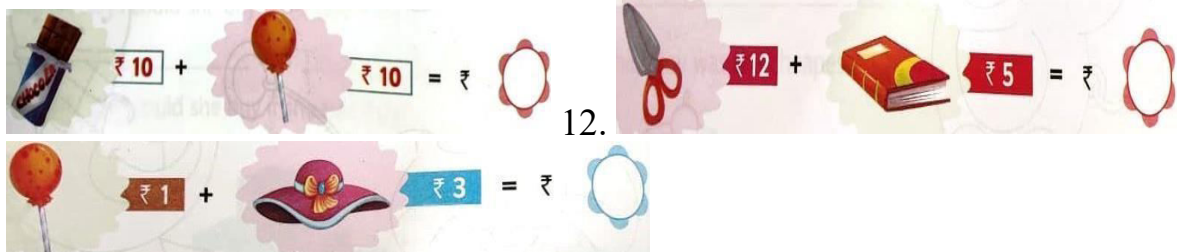


Ability to Compute (5 Marks)

Complete the following patterns:

11.

13.



14. + +


15. $5 + 5 + 5 + 5 + 5 + 5 =$ ___ times ___ = ___

Problem Solving Ability (5Marks)

16. A Scooter has 2 wheels. How many wheels are there in 3 scooters?



Calculate the **TOTAL** amount of the following items:



17. The total cost of a ball and a car = ___ + ___ = ___
 Rupees

18. The total cost of a teddy bear and a ball = _____ + _____ =
_____ Rupees

19. The total cost of a car and a cube = _____ + _____ = _____
Rupees

-- End --