

PM SHRI
KENDRIYAVIDALAYA
PASCHIM VIHAR

HAPPY
Summer

BALVATIKA 3

HOLIDAY HOMEWORK
(2025-2026)



Children are amazing...cherish them
They are believable...
trust them
They are childlike...
let them
They are energetic...
nourish them
Here now, be with them...
Innocent, delight in them... Magical, fly with
them...
Let's indulge our children in some fun-loving
and learning
activities meant for children in vacation
which are
specially designed to reinforce essential
skills learnt at school and to help the
students establish regular habits.
It's an opportunity for parents to be
part of their learning process.





EXPLORE NATURE

Let's explore nature by accompanying our grandparents/parents to a morning/ evening walk and observe various animals, birds and plants.

- On the walk, collect dry leaves of varied shapes and Make something creative with them on an A4 size sheet.
- Make a small nest with dry twigs, branches etc.
- Listen to the various sounds and chirping of birds and try to recognize them.

FAMILY BONDING TIME

- Lay the table.
- Assist in kitchen.
- Learn 2 new indoor games.
- Use 3 magical words - Thank You, Please, Sorry.



Visit to a village

Let's visit a village nearby and know about the roots of our countryside:

- Find out the crops that are grown.
- Sources of water used for cultivation.
- Make one related drawing on A4 sheet.



Activity Time

- **ROCK PAINTING**

Let's collect small pebbles/ stones and paint them to give a vibrant look.




- **ADOPT A PLANT**

As we are growing up, so it's time to take up a responsibility. Let's adopt and take care of a plant and take it's before and after picture.



- **MAKE BOOKMARKS**

Let's read atleast two story books and make two bookmarks for them.



- **BIRD FEEDER**

To inculcate the habit of helping the birds around us, let's make a bird feeder with a waste water bottle.

<https://youtu.be/TckiFBjYHKU?si=Gi6EWu5Eqx3aKZtA>



FUN ENGLISH

- PICTURE READING

Let's make a story from the given picture.



RHYME TIME

Let's learn and recite all the rhymes done in the class.

Note: Please learn one English/Hindi rhyme not from the syllabus for the Rhyme Recitation Competition after the summer vacation.

ENRICH YOUR VOCABULARY

It's time to practice short English sentences at home and start building the habit of reading Storybooks.

READING TIME (ENGLISH)

Read a newspaper, find out two and three letter words and cut and paste them in notebook.

Complete the given worksheets.



Alphabet A-Z

Trace the alphabet a-z.



Match with Correct Letter



•

•

M



•

•

A



•

•

D



•

•

J



•

•

U



•

•

X








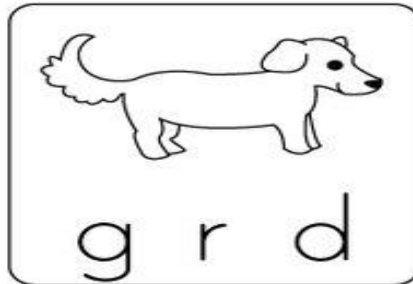


•

•

G

Name _____

Circle the correct beginning sound of each image.



Can you find the words below in the word search?

he

or

is

at

up

on

if

a	b	h	e	v
t	c	d	i	s
i	f	o	d	t
g	g	r	p	o
u	p	n	r	n

Name _____

Date _____

Two letter words.

Read out each word and write the word beside it.

be 

as 

go 

in 

up 

do 

is 

he 



Maths

- **DODGING (NUMBERS)**

Let's practice dodging (1-100): at least 4 times in notebook.

- **WHAT COMES AFTER (NUMBERS)**

Let's practice what comes after (1-100): at least 4 times in notebook.

- **FUN WITH SHAPES**

Let's create a jungle scene with the help of shapes on A4 sheet.

- **Complete the given worksheets.**

Name.....

Class.....

Date.....

Join our friend Powerful Penguin to write the Winter missing numbers.



1

4

7



12

14

18

22

25



29

33

36

40

43



47

Happy Learning 

Name: _____ Date: _____

Ice Cream Counting

Cut and paste the numbers.

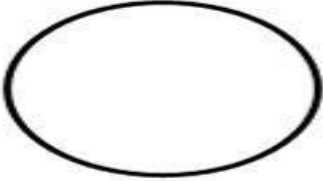


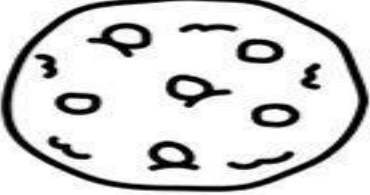

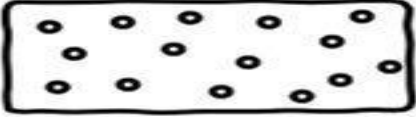





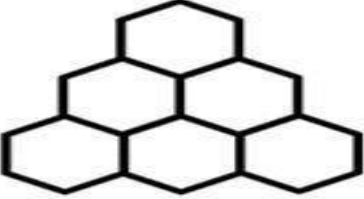
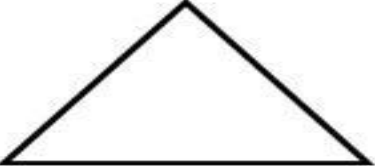

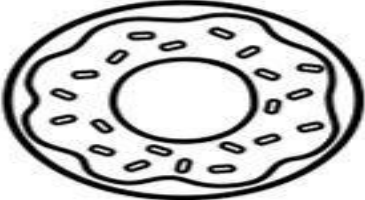

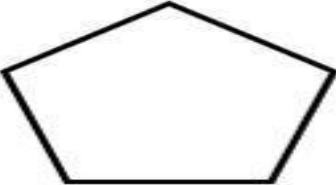


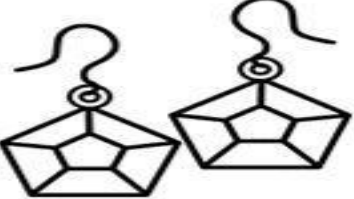


1	2	3	4	5
---	---	---	---	---

Name: _____

2D Shape Match

Color the objects that match the first shape.

कविता का समय

आइए कक्षा में की गई सभी कविताओं को सीखें और सुनाएँ।

अपनी शब्दावली को समृद्ध करें

घर पर छोटे हिन्दी वाक्यों का अभ्यास करने और स्टोरीबुक पढ़ने की आदत बनाने का समय आ गया है।

पढ़ने का समय (अंग्रेजी)

एक समाचार पत्र पढ़ें, दो और तीन अक्षर वाले शब्द ढूँढ़ें और उन्हें नोटबुक में काटें और चिपकाएँ। दिए गए वर्कशीट को पूरा करें।

वर्णमाला का नियमित अभ्यास

सही वर्ण को चित्र से मिलाओ



इ

उ

अ

आ

ई

ऊ

नाम:

कक्षा:

अ से अः तक स्वरों के उचित क्रम के अनुसार रिक्त स्थान भरें।

अ			ई	
			ए	
	ओ		अं	

नाम:

कक्षा:

चित्र को देख कर उसके नाम के पहले अक्षर दिए गए स्वर में से एक होंगे,
तो चित्र को सही स्वर से जोड़े।

क



छ



म



घ



त



ल



ह



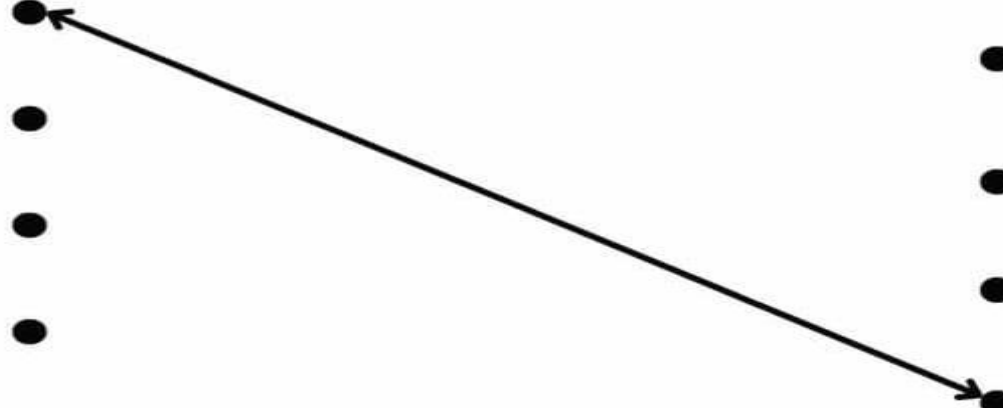
भ



ट



न



PM SHRI KENDRIYA VIDYALAYA PASCHIM VIHAR, NEW DELHI

SUMMER VACATION HOLIDAY HOMEWORK

CLASS – 1

General Instructions for Parents and Students:

1. The summer vacation will commence on **09.05.2025 (Friday)** and will last for 40 days. During this break, you are expected to complete the assigned homework activities.
2. Dear Parents, please assist your child in doing the activities with love and patience. Encourage creativity and regular reading.
3. Complete all the assigned tasks and submit them on the designated date after the break.
4. Make the most of your break by relaxing, reading, and engaging in activities that bring you joy.
5. Use separate sheets for your holiday homework. Arrange all the sheets in one folder for submission. Don't forget to label the folder with your name.

We wish you a refreshing and rejuvenating summer break!

ENGLISH:

1. Complete page no. - 40 to 51 in Vidyapravesh booklet.
2. Make flashcards of alphabet (A to Z).
3. Write alphabet (A to Z) in both Capital and small letters.
4. Write and learn 3-3 words from each letter of alphabet.
5. Complete page 1-20 of cursive writing book.
6. Make one DIY toy of your choice from the things available at home.
7. Watch and learn phonics from the links of videos given below.

Links -: a) <https://youtu.be/R2frjzrC5Jg?si=oYVo8r2ADQ6G9Jzi>

b) <https://youtube.com/playlist?list=PL73Dg7Xm00lVWmGUmlBsifqb1kh1HODBB&si=FxBzNH0MzU57vj8V>

8. Learn and recite any 3 poems or rhymes.

Link for reference : <https://youtu.be/ntZTXEBVx7g?si=t27YFxPpKrtXDrhg>

हिन्दी :

- 1) हर मात्रा के 5-5 चित्रों के साथ फ्लैश कार्ड बनाएं
(<https://youtu.be/6Gk73JIPyIM?si=l0OLmbqnLwGiCY0R>)
- 2) एक कहानी याद करो(with props)
- 3) एक कविता याद करो (Theme/विषय –गर्मियों का मौसम)
- 4) स्वरांकन पुस्तिका सुन्दर लिखावट से पूरी करनी है ।

The World Around Us (TWAU) :

1. Make a beautiful family tree using cardboard and write few lines about yourself and your family on A4 Sheet.

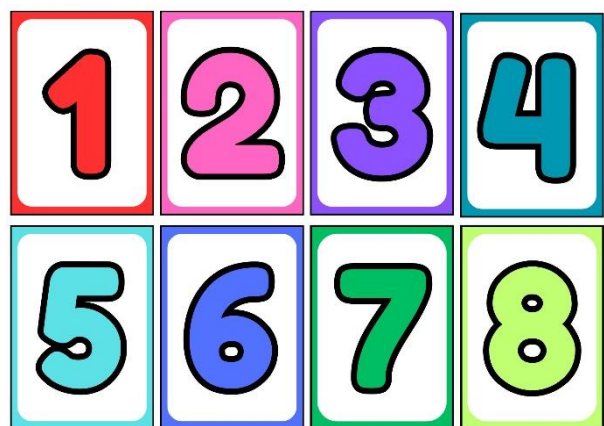
Hint: https://youtube.com/shorts/zel0N88IEe8?si=3pjZWg_tKwLXjtEO

2. Learn the spellings of names of your family members.
3. Make 5 flash cards of body parts. (size 15cm*15cm)
Hint: <https://youtube.com/shorts/bGlrERcp6IM?feature=shared>
4. Paste 10 pictures of our helpers in scrapbook.
5. Paste or draw pictures of the things that you like to do.
6. Paste pictures and write 5 works of hands and legs in scrapbook.
7. Draw pictures of sense organs on a A3 sheet and write its function.
8. Paste pictures of personal cleanliness that keeps our body fit and fine.

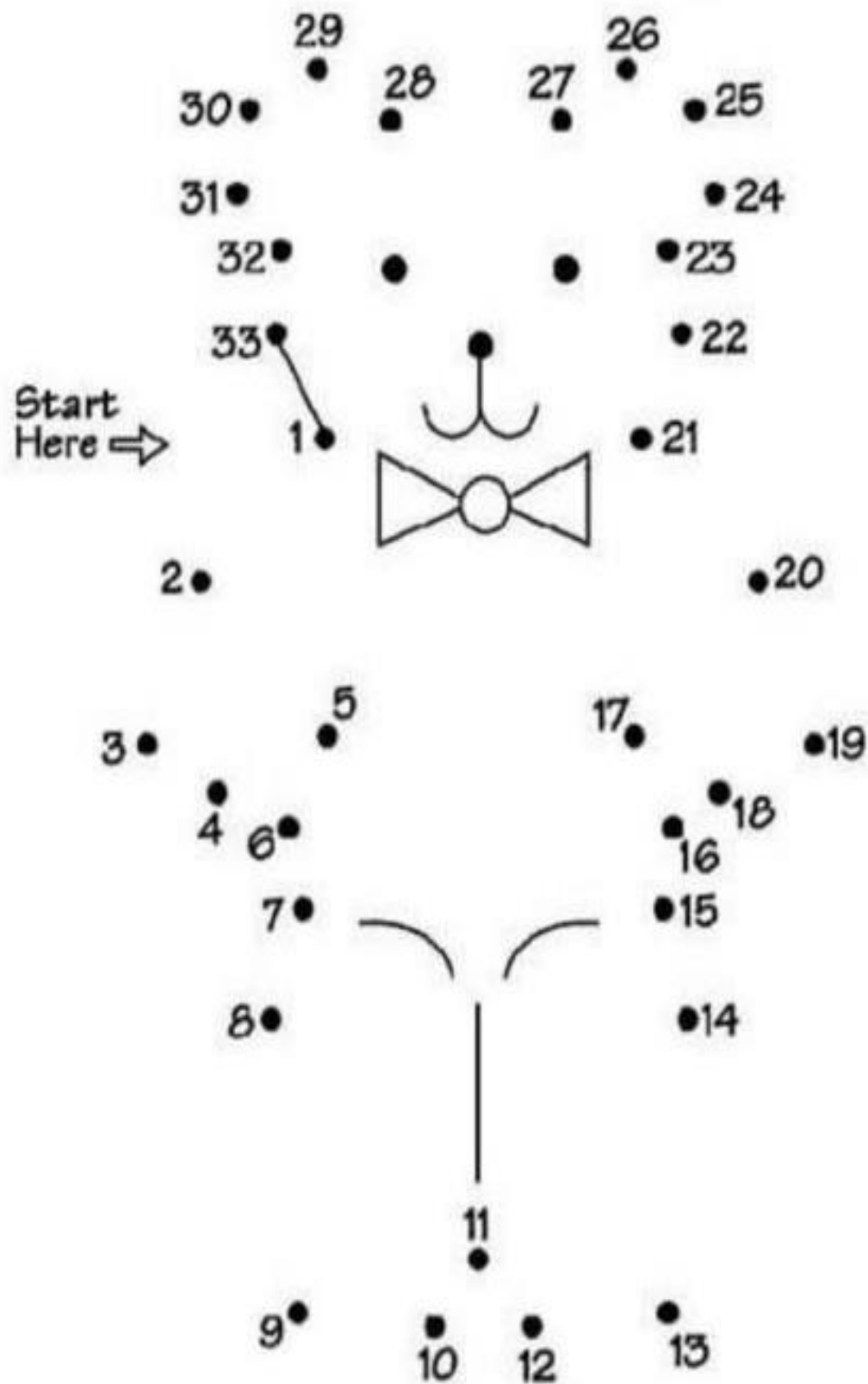
(<https://youtube.com/shorts/KsJ7ZAGzVIY?feature=shared>)

MATHS:

1. Make flash cards of numbers 0 to 9. (Size: 15cm x 15cm)



2. Draw a line to join the dots starting from number 1 to number 2, then number 2 to number 3 and so on. Then colour the picture.




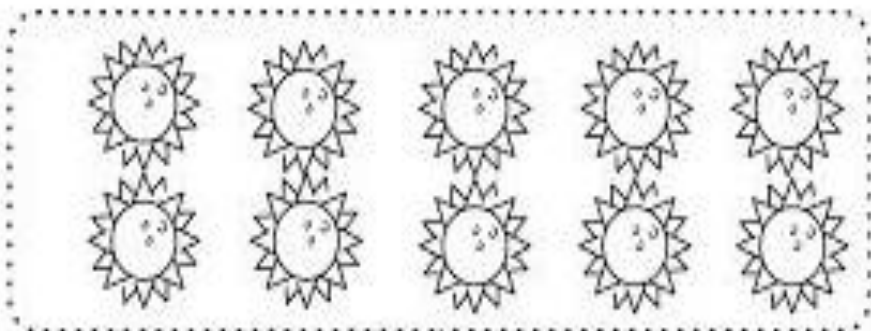


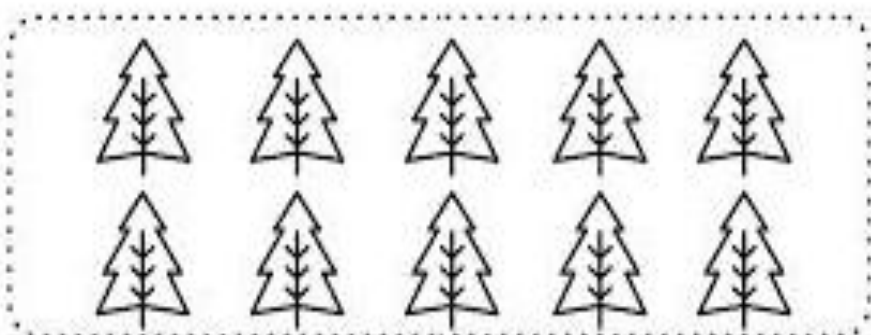
3. Design a house by using coloured papers of different shapes.



4. Write and learn counting 1 to 100 and number names 1 to 20.
5. Trace the outline of hands of your family members and find out whose hand is the biggest. And also arrange in increasing order.
6. Complete page no. 67 to 93 in Vidyapravesh book.
7. Make number and number name caterpillars **(two)** using coloured sheets. (One from 1 to 10 and other from 11 to 20). See picture for reference.



8. Count and colour :



PM SHRI KENDRIYA VIDYALAYA PASCHIM VIHAR, NEW DELHI

SUMMER VACATION HOLIDAY HOMEWORK

CLASS – 2

ENGLISH:



PMSHRIKENDRIYAVIDYALAYA
PASCHIM VIHAR, NEW DELHI
Summer vacation Holiday Homework
Class- 2
Subject - English

1. Write 20 pages handwriting .
2. Read 1 page of any english book and keep the record of it with the date and the name of the story or poem.
3. Write any 10 words of each alphabet (A to Z).
4. Make a project on "Vowels".



Edit with WPS Office

HINDI:

- 1.हिंदी की सभी मात्राओं का उपयोग करते हुए दस दस शब्द लिखिए।
- 2.दस चंद्रबिंदु वाले शब्द लिखिए।
- 3.अपनी दादी या माँ के लिए एक ग्रीटिंग कार्ड बनाए और उसमें दादी या माँ के लिए पाँच लाइन लिखिए।
- 4.विराम चिह्न से संबंधित एक प्रोजेक्ट बनाए।

<https://youtu.be/TA9uKLAAmw0?si=WOx9UKoxH30tx--H>

- 5.पाँच पेज सुलेख लिखिए।
- 6.हिंदी की कोई भी एक पुस्तक पढ़िए और उसकी कहानी अपने शब्दों में लिखिए।

MATHS:

1. Make number card from zero to nine. (flash card)
2. Make one rangoli design using 2D shapes on A 4 size sheets. For reference book Page 37.
3. Learn Tables from 2 to 7.
4. Revise number names from 1 to 500.
5. Enjoy one puppet show during summer vacation.
6. Make any one 3 D shapes from waste material.
7. Paste any 5 picture of Yoga poses and write its name on A 4 sheet.

TWAU:

1 Make leaf art on A4 size paper.



2. Write and learn 10 lines on importance of trees.

a. https://youtu.be/z9aJpn9x8_w?feature=shared

3. Plant seeds in small pots , water them daily and observe the changes.

PM SHRI KENDRIYA VIDYALAYA PASCHIM VIHAR, NEW DELHI

SUMMER VACATION HOLIDAY HOMEWORK

CLASS – 3

ENGLISH

• **Reading and Writing Skills :**

1. My Favorite Holiday: Write a few sentences about your favorite holiday activity.
2. Make flash cards for your favourite Picture story
3. Read stories every day. Do reading practice of your textbook/Read Along App etc.

• **Creative Writing**

- 1 Write a paragraph on - How I spent my Summer Vacations
2. Learn and write a short story. Draw illustrations

• **Art and Craft**

1. Make a puppet Theatre for the short story you have learnt.
2. Make a poster on International Yoga Day
3. Prepare a craft work for your class display board.

हिंदी

1. छोटे - छोटे तिनके इकठे करके एक घोंसला बनाइये।
2. कार्डबोर्ड पर कुछ शब्द लिखिए एवं उन शब्दों को उलटकर लिखिए जैसे खीरा - राखी। इस कार्य के लिए आप हिंदी पुस्तिका के पृष्ठ नंबर 27 की सहायता ले सकते हैं।
3. पृष्ठ 31 से देखकर चिड़िया बनाइए।
4. किन्ही 5 चीज़ों के बीज एक पृष्ठ पर चिपकाइए।
5. 5 गुठली वाले एवं 5 बिना गुठली वाले फलों के कट आउट बनाइए।
6. अपने हाथ की छाप एवं उंगलियों की सहायता से एक पेड़ बनाइए। (पृष्ठ 44)
7. नाम वाले शब्द , काम वाले शब्द एवं विशेषता बताने वाले शब्दों को रचनात्मक रूप से पेश करते हुए चार्ट बनाइए।
8. भारत की कुछ नदियों के बारे में पता करके उनके नाम लिखिए।
9. बीरबल की कोई कहानी लिखिए एवं उसके चित्र बनाइए या प्रिंट लेकर चिपकाइए।
10. “त्र” “एवं” “श्र” वाले पांच पांच शब्द लिखकर चित्र बनाइए।
11. शब्द लड़ी बनाइए जैसे घर - राम - मन। इनको कार्ड बोर्ड काट काटकर बनाना है। (काम से काम 10 शब्द)
12. दो तरह के पोस्ट कार्ड A4 शीट पर चिपकाइए।
13. पूर्वोत्तर के राज्यों के बारे में जानकारी इकठा करके वहाँ के दो मंदिरों के बारे में लिखकर उनके चित्र चिपकाइए।
14. रोज़ाना अपनी हिंदी पाठ्यपुस्तक का एक पृष्ठ पढ़ने का अभ्यास करें।

15. रोज़ अखबार में से 2 नए शब्द ढूँढकर लिखे।

MATHS

1) Write 10 wild animals names, where number of letters are more than four. Count the number of letters in the names of wild animals. Write the number and its number name. Ex – Rhinoceros - 10 letters, 10 – ten – 3 letters.

2) Write Roman Numbers from 1-100. (1 Time)

3) Write Tables from 1- 20. (1 Time)

4) Write Number Names of following Digits –

- 418 _____
- 783 _____
- 1000 _____
- 589 _____
- 370 _____

5) Circle the largest number-

- a) 526 517 562 518
- b) 679 697 687 678
- c) 3298 3169 3578 3346
- d) 8123 8569 8268 8939

6) Put the correct sign $>$, $<$ or $=$.

- a. 368 _____ 586
- b. 135 _____ 124
- c. 689 _____ 989
- d. 213 _____ 310

7) Write each of the following in the expanded form.

- a) 765 = _____
- b) 809 = _____
- c) 866 = _____

8) What comes before and after to the given numbers?

S.NO	NUMBERS	BEFORE	AFTER
A)	789		
B)	5299		
C)	499		

9) Complete the given series:

- A) 2001 2002 _____ 2005 2006 _____
- B) 8601 _____ 8603 _____ 8605 _____ 8607 _____ 8609 _____
- C) 1991 1992 _____ 1995 1996 _____ 1997 _____

10) Write the short form (Contraction form) of the following----

- a) $900 + 30 + 2 =$ _____
- b) $700 + 2 =$ _____
- c) $100 + 20 + 3 =$ _____

11) Circle the smallest number.

- a) 412, 455, 318, 680
- b) 213, 549, 414, 893
- c) 766, 805, 795, 545

12) Write the numeral for each of the following -

- a) Seven thousand eight hundred and ninety-two _____
- b) Five thousand six hundred and twenty-one _____
- c) Nine thousand nine hundred and ninety-nine _____
- d) Six thousand and six hundred _____

13) Circle the odd numbers and underline the even numbers.

- a) 4261 4172 4677 4184
- b) 279 397 487 578
- c) 6298 6169 7578 8346

14) Form 4 different numbers with given digits -

- A) 3,5,6,7
- B) 8,0,3,6
- C) 9,4,3,8

15) Make a model of following 3D Shapes –

Cube , cuboid , cone , cylinder, sphere .

TWAU

1. Paste the pictures of five players and write their names and related games. Write 5 sentences about any one player.
2. Collect and paste the pictures of healthy food and write 5 sentences about your favourite food.
3. Write the five slogans on save water and make the poster.
4. Paste or draw the pictures of any five animals of your choice and write the food item they eat.
5. Write the name of Indian states and their capital. (Locate in Indian political map)
6. Write the name of seasonal fruits of your area.
7. Make a nutrients chart.
8. Draw Some pictures to show your family members help each other.
9. Write a short paragraph about any 1 place you are going to visit in this summer vacation.
- 10-Draw some happy moments when you play with your friends.

COMPUTER

1. Write the computer Shortcut keys on A3 sheet.
2. Make a working model of input / output devices .
https://youtu.be/wp9kVs10U_g?si=slbr9xZFGg-Ep7i9 (using link)
3. Cut out pictures from old magazines or print images to create a collage of input and output devices
4. Write a short story (5–6 lines) about a day without computers or how you use a computer in daily life. (with pictures)
5. Write the steps to start and shut down a computer properly.
Note: Q.4 and Q.5 should be done in a separate file .(using A4 SHEETS)

सभी अभिभावकगण कृपया ध्यान दें –

- गर्मी की छुट्टियाँ *09.05.2025*(शुक्रवार) से *17.06.2025*(मंगलवार) तक रहेगी ।
- विद्यालय 18.06.2025(बुधवार) को फिर से नियमित समय सुबह 6:50 बजे पर ही खुलेगा ।
- हम सभी बच्चों को गर्मी की छुट्टियों की शुभकामनाएं देते हैं।

PM SHRI KENDRIYA VIDYALAYA PASCHIM VIHAR, NEW DELHI

SUMMER VACATION HOLIDAY HOMEWORK

CLASS – 4

ENGLISH:

1. Create a **Summer Vacation Diary**, Write daily entries about your summer experiences.

(Include drawings, photos, or souvenirs.)

Add some poems or short stories inspired by your activities.

2. Design a **Travel Brochure**

Choose a real or imaginary place you'd love to visit.

(Include drawings, photos, or souvenirs.)

3. Character Scrapbook

Pick your favourite character from a book or movie.

Make a scrapbook with their "photos," quotes, likes/dislikes, and a short biography.

4. Interview Your Grandparents or Parents

Write down their childhood summer memories.

Turn it into a small article or report titled **"Summer Then and Now"**.

Enjoy your summer vacation. To make the most of your summer vacation with loved ones, consider traveling together, visiting family and friends, learning new skills, or engaging in activities that create lasting memories

HINDI:

1) प्रतिदिन एक पेज सुलेख लिखें।

2) 1 से 100 तक की हिंदी गिनती लिखें और उसे याद करें।

3) हिंदी की 5 कहानियां याद करे

4) अपने पसंदीदा खेल के किन्हीं दो खिलाड़ियों के कोलाज बनाएं।

5) छुट्टियों में कोई एक नई चीज सीखे व उसका परिचय दें।

6) प्रतिदिन पांच नए शब्दों को अर्थसहित लिखिए।

7) गर्मियों में होने वाली परेशानी एवं उनके उपाय इस विषय में अपने विचार लिखें।

8) किन्हीं 5 औषधीय पौधों के फोटो चिपकाओ और उनके गुण बताओ।

सभी को ग्रीष्मकालीन अवकाश की बहुत-बहुत हार्दिक शुभकामनाएं

MATHS:

1. Draw and learn the tables from 1 to 20
2. draw prism and prism and pyramids
3. draw shape square prism, cuboid, rectangular prism
4. write number of faces number of corners number of Edges of all the shapes
5. triangular pyramid, square pyramid, triangular prism
6. types of angle with Examples
7. draw circle and right Centre radius and diameter
8. draw different types of wheels (book p.no19)

Name the wheel with the

-longest radius

-shortest radius

-longest radius

-shortest radius

9. What is difference between prism and pyramid?

10. Text book page number 5 let us observe do all questions.

TWAO:

1) Weather Reporter

Task: Be a weather reporter for 10 days.

What to do: Record daily temperatures (maximum and minimum), rainfall, wind (if any), Air quality index of Delhi.

2) "Helping Hands" Journal

Task: Help any of your family members with 10 tasks. These could be simple acts like:

- Watering plants with grandma
- Folding clothes with mom or dad
- Helping set the dining table
- Organizing books or toys
- Feeding a pet
- Sweeping the floor
- Helping a younger sibling with homework

What to do: For Each Task, Write or Draw the Following:

1. Date - _____
2. Who I helped (e.g., Mom, Grandpa, Sister)
3. What I did (e.g., "I helped mom make a salad")
4. How I helped them (e.g., "She was tired, so I saved her some time")

5. How I felt after helping them (e.g., Happy, Proud, Helpful – with a smiley or emoji)
6. A drawing or paste the photo of you doing the task.

3) Plant any seed in a homemade flower pot. Check the growth, take care of the plant until it is big. Take a selfie of it and paste its printout.

4) Write the super senses of- Sloth, Tiger, Eagle, Snake, Dog, Silkworm, Dolphin with drawings.

5) MEDICINAL PLANTS:

Before the modern-day medicine and synthetic drugs, there were plants, and ancient civilizations knew how to use them effectively to treat common Ailments and even life-threatening diseases. One such plant is Tulsi.

Tulsi leaves are used to treat colds, coughs and bronchitis.

Find out about at least 5 more medicinal plants and write their medicinal use. You can paste the pictures of these plants.

6) Let's watch T.V. informative -Watch Animal Planet channel/Discovery Channel and choose any five unusual animals and write 2-3 interesting facts about them.

7) Let's try our hands at art- Make beautiful charts/model according to your Roll No. given:

- 1-10- Types of plants (e.g., trees, shrubs, herbs, climbers, creepers)
- 11-20 Healthy and junk food
- 21-30 Make a model or art piece using only waste/recyclable materials. (Eg: A pen holder using old cans, A bird feeder using a milk carton, A toy car from bottle caps and boxes, A plastic bottle flower pot)
- 31-40 Poster on water conservation including slogans with drawings.
- 41-50 Nutrient chart - components of a balanced diet

COMPUTER:

1. What are the rules to follow in the computer lab? Draw pictures also?
2. How is a laptop different from a desktop computer?
3. Choose one **computer scientist** (e.g., Alan Turing, Steve Jobs, Bill Gates).
 - Write **5 interesting facts** about their life and contributions to the world of computers (With pictures)
4. Imagine a **world without computers**. Write a few sentences describing how life would be different.
5. Write Do's and Don't's in computer lab.
6. Make a working model on Generations of computer.

Note: All work should be done in a separate file (using A4 sheets)

SUMMER VACATION HOLIDAY HOMEWORK

CLASS – 5

ENGLISH:

Bridge Course: Write and learn all the classwork upto 30th April 2025.

. Paragraph Writing: Write all three paragraphs in not more than 100 words -2

a) Importance of Trees.

b) Pollution

c) My favourite season

3. Story Writing: Choose the story of your own choice -

a) Any one moral Story.

b) Any one fantasy story.

4. Letter Writing:

a) An application to your Principal for five days leave.

b) Letter to invite your friend for Birthday Celebration.

5. Grammar:

a) Word and kinds of parts of speech

b) Verb Form

c) Gender and its types

d) Vocabulary: spelling, synonyms, antonyms and homophones (any 20)

6. Activity: Choose any grammar topic of your choice and make a chart on it. (

Chart size: A1)

Note: - All work must be done in a separate file (Use A4 size colour sheets).

HINDI:

- 1) प्रतिदिन एक पेज सुलेख लिखें।
- 2) 1 से 100 तक की हिंदी गिनती लिखें और उसे याद करें।
- 3) किसी भी हिंदी पुस्तक से कहानी पढ़ें और दो कहानियाँ की समीक्षा करें।
- 4) अपने पसंदीदा खेल के किन्हीं दो खिलाड़ियों के कोलाज बनाएं।
- 5) छुट्टियों में की गई अपनी यात्रा, खेल और यादगार पल को अपनी हिंदी डायरी या कॉपी में लिखें।
- 6) प्रतिदिन पाँच नए शब्दों को अर्थ सहित लिखिए।
- 7) गर्मियों में होने वाली परेशानी एवं उनके उपाय इस विषय में अपने विचार लिखें।

8) गर्मियों की छुट्टियों में अपना एक दिन का समय सारणी लिखें ।

MATHS:

❖ Summer vacations homework

* Learn multiplication tables from 1 to 20.

* Do the given worksheet after taking printout.

* Do sufficient practice of counting and forming numbers using INDIAN PLACE VALUE CHART.

* Revise problems which includes basic operations on daily basis: -

Addition, multiplication, division and subtraction.

· Revise discussed and taught topics related questions from FLN ACTIVITY BOOK. (Use pencil only)

WORKSHEET

Solve the following questions.

Q1. Write the place value and face value of 8 in the given numbers.

a) 38,54,297 = -----

b) 31,28,479 = -----

Q 2. Write the number names of the following numbers.

a) 25,67,001 =-----

b) 40,00,010 =-----

Q 3. Write the numeral for the given number name.

a) Twenty-six lakhs five thousand forty = -----

b) Eighty-nine lakhs ninety-six thousand seven = -----

Q 4. Write the expanded form of the following numbers.

a) 10,27,896= -----

b) 85,00,231= -----

Q 5. Write the number for the following expanded form.

a) 5,00,000 + 4,000 + 70= -----

b) 70,000 + 300 + 9= -----

Q 6. Compare the given numbers and put appropriate symbol (<, >, =) in the blanks.

a) 45,77,009 _____ 9,99,875

b) 75,926 _____ 1,20,040

Q 7. Write the 6 - digits smallest number using the given digits without repeat these numbers.

a) 3,5,9,1,4,0 = -----

b) 9,1,7,3,4,8 = -----

Q 8. Add the given numbers.

- a) 34,60,009 and 5,09,321 b) 5,98,364 and 9,02,652

Q 9. Subtract the given numbers.

- a) 67,025 and 32,306 b) 9,503 and 5,072

Q 10. Multiply the given numbers.

- a) 946 and 78 b) 203 and 91

Q 11. Divide the given numbers. Also write dividend, divisor, quotient and remainder.

- a) 3674 and 13 b) 2894 and 9

Q 12. Find the perimeter and area of a square which has side 7 cm.

Q 13. A rectangle has length 12 m and breadth 7 m. Find perimeter and area of the given rectangle.

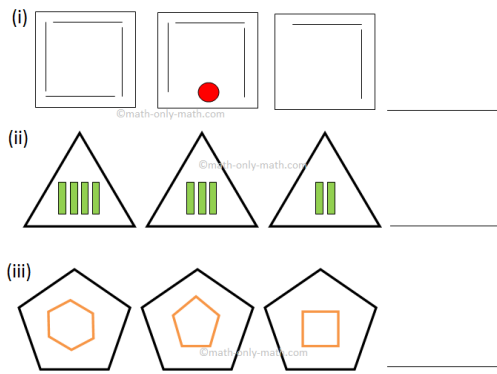
Q 14. A farmer needs to fence a rectangular field with a length 20 meters and breadth 15 meters. Calculate:

- a) The total length of fencing
b) The area of the field

Q15 Complete the given table:

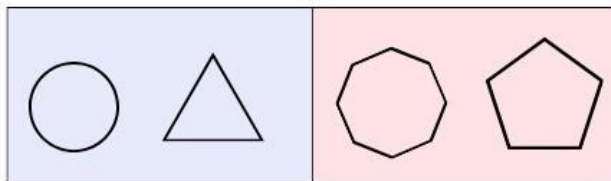
S.No.	Shape	Length	Breadth	Perimeter
(i)	Rectangle	12 cm	6 cm	
(ii)	Rectangle	15 cm	10 cm	
(iii)	Square			64 cm
(iv)	Square		13 cm	
(v)	Rectangle	7 cm		48 cm

Q16. Complete the given pattern:

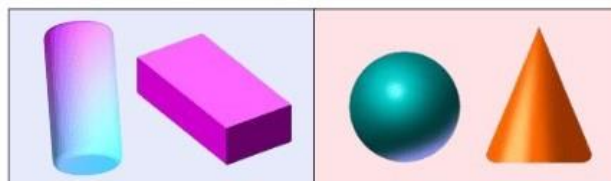


Q17. Write the name of 2D and 3D shape:

Two-Dimensional (2D) Shapes:



Three-Dimensional (3D) Shapes:




































Q 18. Solve the given puzzle.

7	12	5
10	??	9
14	7	12

Q 19. Read the given pictograph and answer the questions.

Jake recorded the number of pizzas sold over five days.
Read the chart and answer the questions.

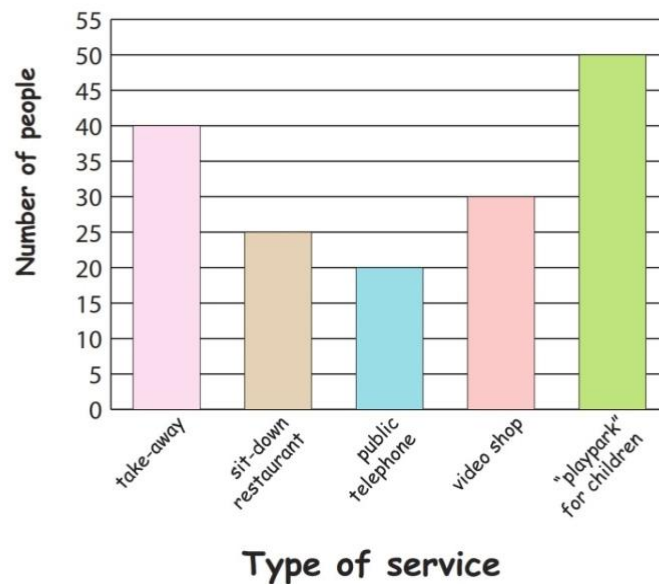
Day	Number of pizzas sold
Monday	    
Tuesday	        
Wednesday	   
Thursday	       
Friday	     

 = 5 pizzas

- How many pizzas did he sell on Thursday? _____
- Which day did he sell the least pizzas? _____
- Which day did he sell the most pizzas? _____
- Which day did he sell 25 pizzas? _____
- How many pizzas did he sell on Monday and Wednesday? _____
- Were more pizzas sold on Monday or Friday? _____
- How many less pizzas were sold on Friday than Thursday? _____
- How many pizzas did he sell in five days? _____

Q 20. Read the given bar graph and answer the questions.

Mr. Garcia has drawn this bar graph to show the popularity data of his business.



Look carefully at Mr. Garcia's graph and answer these questions:

1. How many customers chose the sit-down restaurant? _____
2. 30 customers chose one type of service. What did they choose? _____
3. What did most of the customers choose? How many customers chose this service? _____
4. What was the least popular choice? How many customers made this choice? _____
5. If he has to just select only the top three service which one will he choose?

6. If he has to remove one service from what he is offering now which one will he remove? Why?

Q 21. Read the given calendar and answer the questions.

October 2015						
M	T	W	T	F	S	S
			1	2	3	4
5	6	7	8	9	10	11
12	13	14	15	16	17	18
19	20	21	22	23	24	25
26	27	28	29	30	31	



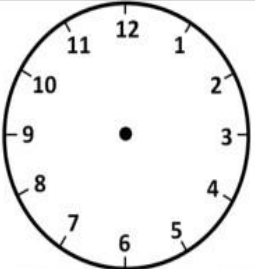

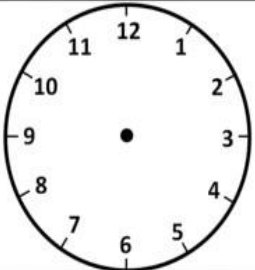

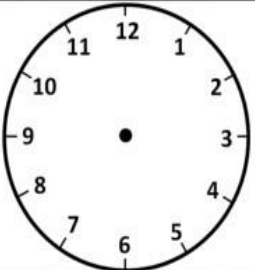


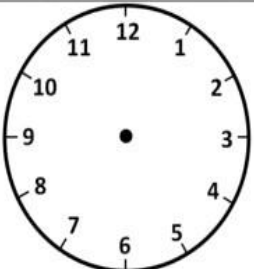

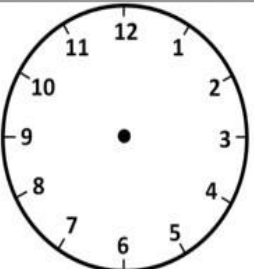
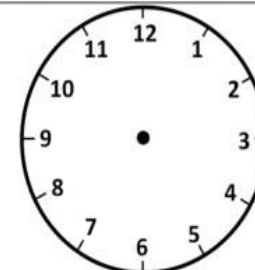

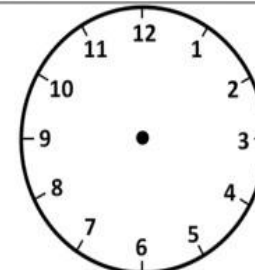

- 1) What is the date on the Second Sunday of October? _____
- 2) How many days are there in October? _____
- 3) What is the day on the 13th of October? _____
- 4) How many Thursdays are there in October? _____
- 5) What is the date in the fifth Thursday of the month?

- 6) What is the date on the last Sunday of October? _____
- 7) Which month comes after October? _____
- 8) What will be the date after 1 week from 11th of October?

- 9) What is the day on 14th of October? _____
- 10) What day of the week is October 26? _____

Q 22.Do as directed.

For each time, you need to either draw in the hands or write the time.
The first one is done for you.

			
2:20		4:25	
			
12:30		9:35	
			
	3:40	5:00	
			
7:35		12:50	

COMPUTER:

1. • Pick any **one famous computer inventor** (e.g., Charles Babbage, Tim Berners-Lee)
 - Write 5 lines about who they are and what they invented
 - Paste or draw their picture
2. Write **5 internet safety rules** that everyone should follow to stay safe online.
3. Make a working model of computer how email works.
4. Create a poster on importance of cyber Safety.
5. Discuss the importance of internet safety and list some guidelines to follow.

Note: All work should be done in a separate file (using A4 sheets)

TWAU:

Activity1: Go on 3 mini nature walks (in a park, garden, or backyard).

- Observe 3 things each time: animals, insects, plants, or sky changes
- Draw what you see and write fun facts (e.g., "I saw a butterfly with orange spots!")
- Give yourself a fun nature nickname like "Captain Leaf" or "Bee Spy"

Activity2: Collect clean waste items (bottles, boxes, paper)

- Use them to create a useful object or a piece of art
- Write a short story about your creation (e.g., "My Bottle Rocket" or "The Robot Recycler")
- Take pictures or draw each step of making it.

Activity3: Learn and list 5 ways to save water at home

- Make a "Water Saver Poster" with drawings and tips
- Try doing all 5 for one week—record what you did each day
- Add a catchy title like "H2-Oh Yeah!" or "Save Every Drop!"

Activity4: *Plant a seed in a cup or pot (beans or coriander are great)*

- Give your plant a name
 - Measure it every 3 days, draw its growth, and talk to it!
 - Make a Growth Chart and a "Plant Parent Certificate" for yourself
-