



तत् त्वं पूषन् अपावृणु
केन्द्रीय विद्यालय संगठन




**PMSHRI KENDRIYA VIDYALAYA
KARIMNAGAR**

PRIMARY

SUMMER

BREAK

HOMework



BALVATIKA - III

1. Creative Activities

- A. Finger painting or drawing pictures of favorite things.**
- B. Making simple crafts like paper flowers and fruits (summer season)**
- C. Creating collage using different materials (theme - summer season related)**

2. Language & Literacy Skills

- A. Rhymes and Songs**
- B. Picture Talk Reading Two letter Words, Rhyming Words**
- C. Letter/Word games, Tracing simple shapes and colors**
- D. identifying and naming basic shapes and colors**

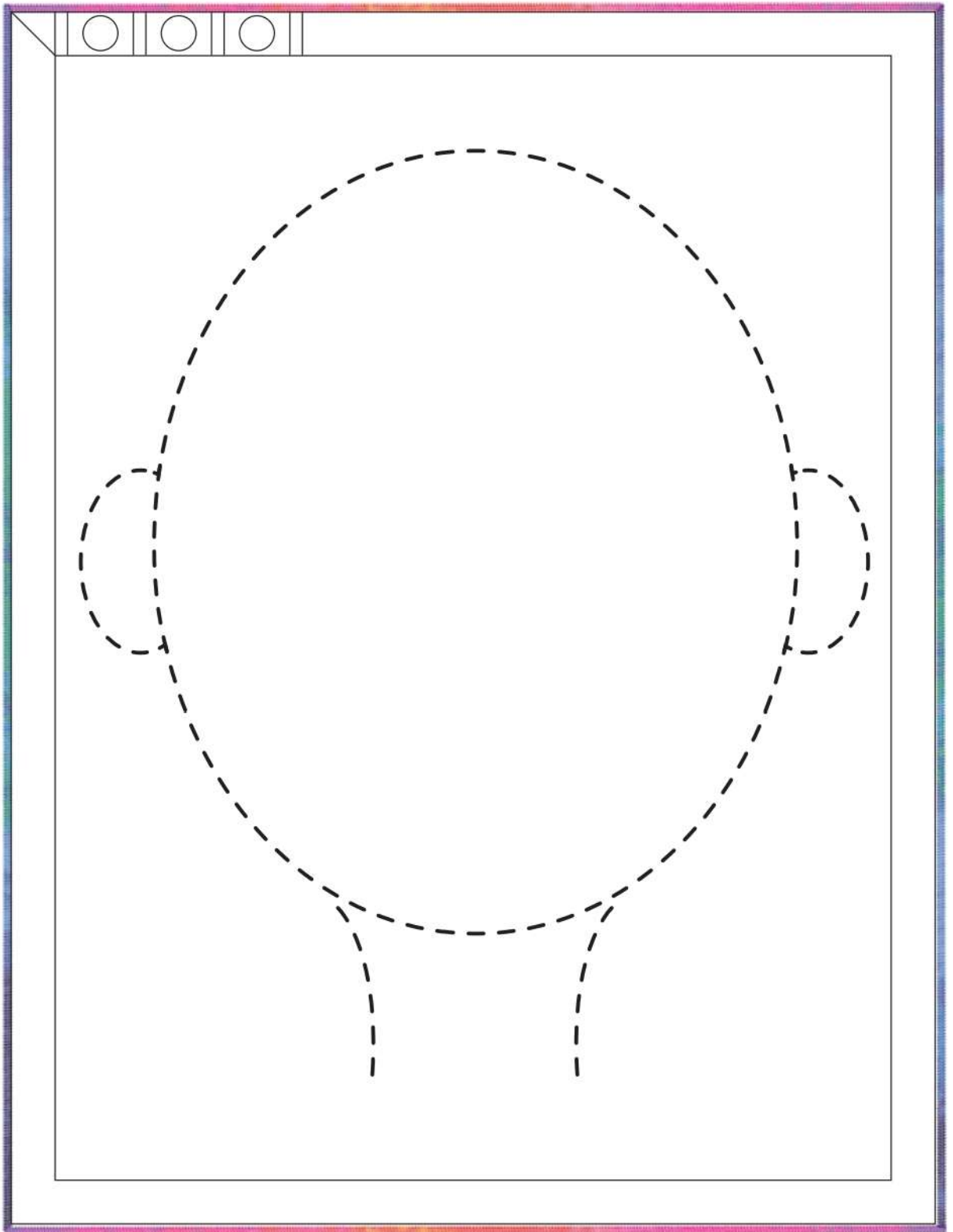
3. Numeracy activities

- A. oral counting of numbers 1-100**
- B. comparing sizes (big/small)**
- C. Basic shape recognition (circle, square, etc)**

4. Cognitive skills and concept formation

- A. Classification; days of the week, months in a year**
- B. Good habits and good manners,**

C. Gardening activities, planting seeds in small pots.





My Family Photo



My Birthday

○○/○○/○○○○

My Favourite

Colour: _____

Shape: _____

Food: _____

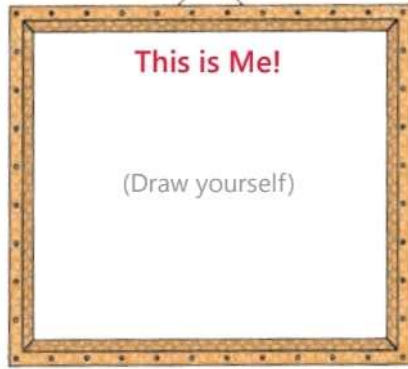
This is Me!

(Draw yourself)

Myself

I am special
I am special
Look at me;
you will see,
Someone very special,
Someone very special,
Because It's me,
Because It's me.





♦ What is my name?

♦ How old am I? Circle the number.

- | | | |
|---|---|---|
| 1 | 2 | 3 |
| 4 | 5 | 6 |

♦ Am I a Boy or a Girl?

♦ Circle and colour it accordingly.



♦ My mother's name is _____

♦ My father's name is _____

♦ My caregiver's name is _____



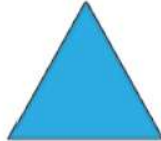
Look at the picture and talk about it.

- ◆ What is happening in the picture?
- ◆ Do you also visit someone's house with your parents?
- ◆ When you go to someone's place, how do you greet them?
- ◆ If someone asks you to introduce yourself, what will you say?
- ◆ How do you help your parents when you have guests at home?




- ◆ Count the number of guests and write in the box.
- ◆ Write the total number of persons you see in the picture.
- ◆ Identify two persons wearing similar pattern clothes.

△ ○ △ ○ △ ○



Join the dots and complete the bird.



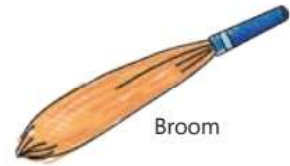
- ◆ Match the objects used for cleaning the body.
- ◆ Match the objects used for cleaning the school.



Mop



Soap



Broom



Toothbrush



Nailcutter



Water bucket

Mug



Toothpaste



Comb



Dustbin

SUMMER HOLIDAY HOMEWORK CLASS 1

1. Make a toy using waste things. (best out of waste)
2. Write 10 pages of English handwriting in class work.
3. Write 10 of Hindi handwriting in class work.
4. Draw or paste pictures of five animals , five birds , five fruits , five vegetables, five flowers and write their names in Hindi and English.
5. Draw the following.
 - a. Tallest and shortest person in your family , write their names and relation .
 - b. Three pairs of heavy and light objects from kitchen and represent them in weighing machine with the help of your parents..
6. Draw your house using shapes and decorate it using patterns.
Make a beautiful rangoli in front of the house.
7. Learn and write a poem in hindi and English.
8. Take print outs of the following worksheets , solve and paste in respective class work.

हिन्दी वर्णमाला के स्वर

नीचे दिए गए स्वरों का लिखकर अभ्यास कीजिए।

Read and write sounds of varnamala (Hindi Alphabets).

अ

आ

इ

ई

उ

ऊ

ऋ

ए

ऐ

ओ

औ

अं

अः

Name.....

Class.....

Date.....

रिक्त स्थान भरो - Fill in the blanks


| | | | | |
|---|---|---|---|---|
| क | | | घ | |
| | छ | ज | | |
| ट | | ड | | |
| | थ | | ध | |
| प | | | | म |



Name..... Class.....

Fill in the Missing स्वर


....नार 

....म 

....मली 

....ख 

....ल्लू 

....ँट 


....ड़ी 

....नक 

....खली 

....रत 

....गूर 

...._हा! 



Name: Class:

Comparing: More or less ?

Review


Circle the set that has less.



Circle the set that has less.



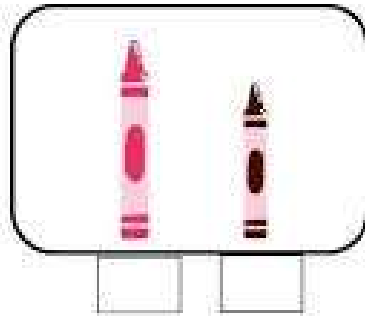
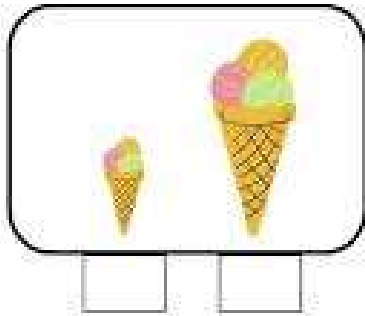


Circle the set that has more.

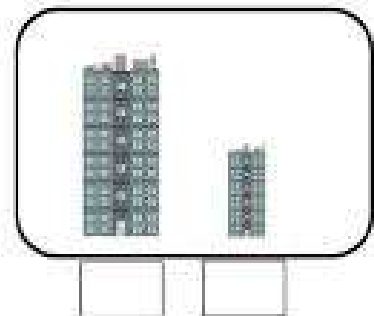
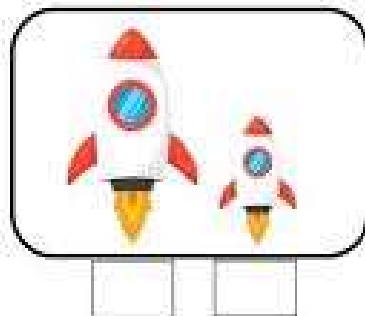


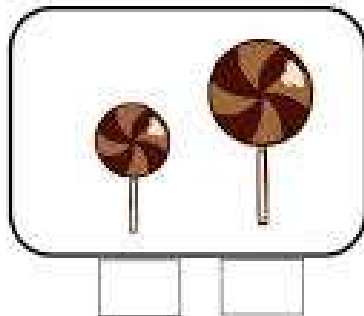
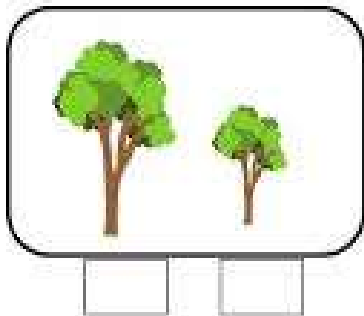


Tall or short

Tick the taller one.

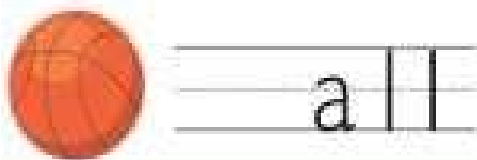









Tick the shorter one.

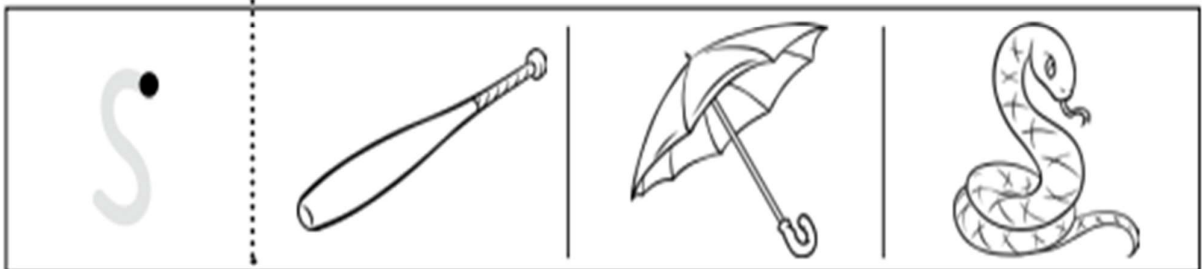
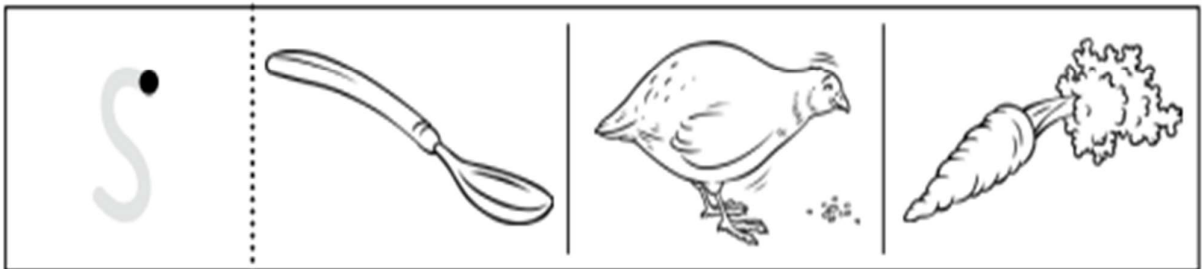
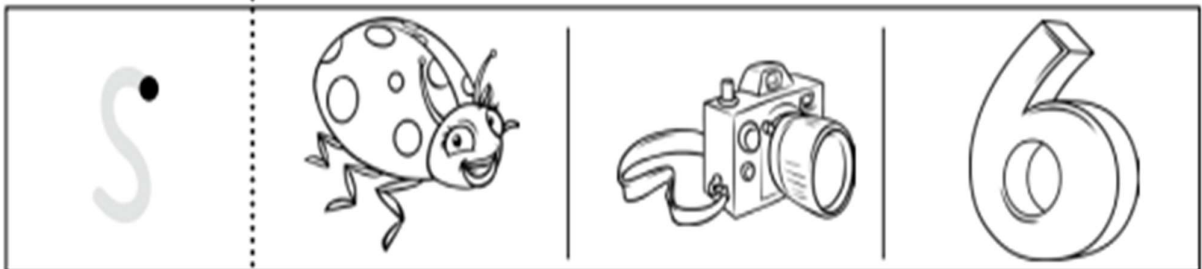
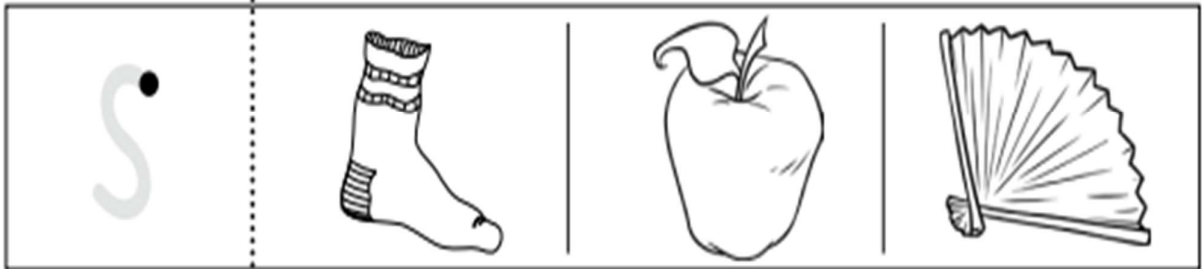



BEGINNING LETTER

Fill in the missing letter.



Circle the thing in each row that begins with **s**. Colour them.



SUMMER HOLIDAY HOMEWORK

CLASS – II

SUBJECT – MATHS

1. Write the numbers 1 to 100 in words two times.

2. Solve the given Addition problems

$$\begin{array}{r} 43 \\ + 33 \\ \hline \hline \end{array} \quad \begin{array}{r} 88 \\ + 20 \\ \hline \hline \end{array} \quad \begin{array}{r} 63 \\ + 43 \\ \hline \hline \end{array} \quad \begin{array}{r} 13 \\ + 43 \\ \hline \hline \end{array} \quad \begin{array}{r} 23 \\ + 36 \\ \hline \hline \end{array} \quad \begin{array}{r} 65 \\ + 38 \\ \hline \hline \end{array}$$

$$\begin{array}{r} 42 \\ + 63 \\ \hline \hline \end{array} \quad \begin{array}{r} 51 \\ + 64 \\ \hline \hline \end{array} \quad \begin{array}{r} 76 \\ + 53 \\ \hline \hline \end{array} \quad \begin{array}{r} 78 \\ + 26 \\ \hline \hline \end{array} \quad \begin{array}{r} 29 \\ + 19 \\ \hline \hline \end{array} \quad \begin{array}{r} 35 \\ + 25 \\ \hline \hline \end{array}$$

$$\begin{array}{r} 43 \\ + 33 \\ \hline \hline \end{array} \quad \begin{array}{r} 67 \\ + 28 \\ \hline \hline \end{array} \quad \begin{array}{r} 82 \\ + 23 \\ \hline \hline \end{array} \quad \begin{array}{r} 65 \\ + 44 \\ \hline \hline \end{array} \quad \begin{array}{r} 72 \\ + 16 \\ \hline \hline \end{array} \quad \begin{array}{r} 47 \\ + 25 \\ \hline \hline \end{array}$$

$$\begin{array}{r} 57 \\ + 43 \\ \hline \hline \end{array} \quad \begin{array}{r} 96 \\ + 23 \\ \hline \hline \end{array} \quad \begin{array}{r} 61 \\ + 24 \\ \hline \hline \end{array} \quad \begin{array}{r} 58 \\ + 12 \\ \hline \hline \end{array} \quad \begin{array}{r} 77 \\ + 23 \\ \hline \hline \end{array} \quad \begin{array}{r} 29 \\ + 32 \\ \hline \hline \end{array}$$

3. Solve the given Subtraction problems

$$\begin{array}{r} 23 \\ -13 \\ \hline \end{array}$$

$$\begin{array}{r} 31 \\ -21 \\ \hline \end{array}$$

$$\begin{array}{r} 14 \\ -13 \\ \hline \end{array}$$

$$\begin{array}{r} 34 \\ -12 \\ \hline \end{array}$$

$$\begin{array}{r} 52 \\ -41 \\ \hline \end{array}$$

$$\begin{array}{r} 57 \\ -41 \\ \hline \end{array}$$

$$\begin{array}{r} 55 \\ -53 \\ \hline \end{array}$$

$$\begin{array}{r} 57 \\ -42 \\ \hline \end{array}$$

$$\begin{array}{r} 34 \\ -22 \\ \hline \end{array}$$

$$\begin{array}{r} 37 \\ -31 \\ \hline \end{array}$$

$$\begin{array}{r} 27 \\ -22 \\ \hline \end{array}$$

$$\begin{array}{r} 29 \\ -25 \\ \hline \end{array}$$

$$\begin{array}{r} 48 \\ -44 \\ \hline \end{array}$$

$$\begin{array}{r} 45 \\ -32 \\ \hline \end{array}$$

$$\begin{array}{r} 44 \\ -23 \\ \hline \end{array}$$

$$\begin{array}{r} 43 \\ -12 \\ \hline \end{array}$$

$$\begin{array}{r} 33 \\ -31 \\ \hline \end{array}$$

$$\begin{array}{r} 25 \\ -24 \\ \hline \end{array}$$

$$\begin{array}{r} 18 \\ -11 \\ \hline \end{array}$$

$$\begin{array}{r} 49 \\ -48 \\ \hline \end{array}$$

4. Find the total number of blocks

| | <table border="1"> <thead> <tr> <th>Tens</th> <th>Ones</th> </tr> </thead> <tbody> <tr> <td>3</td> <td>4</td> </tr> <tr> <td colspan="2">Number</td> </tr> <tr> <td colspan="2">34</td> </tr> </tbody> </table> | Tens | Ones | 3 | 4 | Number | | 34 | | | <table border="1"> <thead> <tr> <th>Tens</th> <th>Ones</th> </tr> </thead> <tbody> <tr> <td></td> <td></td> </tr> <tr> <td colspan="2">Number</td> </tr> <tr> <td colspan="2"></td> </tr> </tbody> </table> | Tens | Ones | | | Number | | | |
|--------|---|------|------|---|---|--------|--|----|--|--|---|------|------|--|--|--------|--|--|--|
| Tens | Ones | | | | | | | | | | | | | | | | | | |
| 3 | 4 | | | | | | | | | | | | | | | | | | |
| Number | | | | | | | | | | | | | | | | | | | |
| 34 | | | | | | | | | | | | | | | | | | | |
| Tens | Ones | | | | | | | | | | | | | | | | | | |
| | | | | | | | | | | | | | | | | | | | |
| Number | | | | | | | | | | | | | | | | | | | |
| | | | | | | | | | | | | | | | | | | | |
| | <table border="1"> <thead> <tr> <th>Tens</th> <th>Ones</th> </tr> </thead> <tbody> <tr> <td></td> <td></td> </tr> <tr> <td colspan="2">Number</td> </tr> <tr> <td colspan="2"></td> </tr> </tbody> </table> | Tens | Ones | | | Number | | | | | <table border="1"> <thead> <tr> <th>Tens</th> <th>Ones</th> </tr> </thead> <tbody> <tr> <td></td> <td></td> </tr> <tr> <td colspan="2">Number</td> </tr> <tr> <td colspan="2"></td> </tr> </tbody> </table> | Tens | Ones | | | Number | | | |
| Tens | Ones | | | | | | | | | | | | | | | | | | |
| | | | | | | | | | | | | | | | | | | | |
| Number | | | | | | | | | | | | | | | | | | | |
| | | | | | | | | | | | | | | | | | | | |
| Tens | Ones | | | | | | | | | | | | | | | | | | |
| | | | | | | | | | | | | | | | | | | | |
| Number | | | | | | | | | | | | | | | | | | | |
| | | | | | | | | | | | | | | | | | | | |
| | <table border="1"> <thead> <tr> <th>Tens</th> <th>Ones</th> </tr> </thead> <tbody> <tr> <td></td> <td></td> </tr> <tr> <td colspan="2">Number</td> </tr> <tr> <td colspan="2"></td> </tr> </tbody> </table> | Tens | Ones | | | Number | | | | | <table border="1"> <thead> <tr> <th>Tens</th> <th>Ones</th> </tr> </thead> <tbody> <tr> <td></td> <td></td> </tr> <tr> <td colspan="2">Number</td> </tr> <tr> <td colspan="2"></td> </tr> </tbody> </table> | Tens | Ones | | | Number | | | |
| Tens | Ones | | | | | | | | | | | | | | | | | | |
| | | | | | | | | | | | | | | | | | | | |
| Number | | | | | | | | | | | | | | | | | | | |
| | | | | | | | | | | | | | | | | | | | |
| Tens | Ones | | | | | | | | | | | | | | | | | | |
| | | | | | | | | | | | | | | | | | | | |
| Number | | | | | | | | | | | | | | | | | | | |
| | | | | | | | | | | | | | | | | | | | |
| | <table border="1"> <thead> <tr> <th>Tens</th> <th>Ones</th> </tr> </thead> <tbody> <tr> <td></td> <td></td> </tr> <tr> <td colspan="2">Number</td> </tr> <tr> <td colspan="2"></td> </tr> </tbody> </table> | Tens | Ones | | | Number | | | | | <table border="1"> <thead> <tr> <th>Tens</th> <th>Ones</th> </tr> </thead> <tbody> <tr> <td></td> <td></td> </tr> <tr> <td colspan="2">Number</td> </tr> <tr> <td colspan="2"></td> </tr> </tbody> </table> | Tens | Ones | | | Number | | | |
| Tens | Ones | | | | | | | | | | | | | | | | | | |
| | | | | | | | | | | | | | | | | | | | |
| Number | | | | | | | | | | | | | | | | | | | |
| | | | | | | | | | | | | | | | | | | | |
| Tens | Ones | | | | | | | | | | | | | | | | | | |
| | | | | | | | | | | | | | | | | | | | |
| Number | | | | | | | | | | | | | | | | | | | |
| | | | | | | | | | | | | | | | | | | | |
| | <table border="1"> <thead> <tr> <th>Tens</th> <th>Ones</th> </tr> </thead> <tbody> <tr> <td></td> <td></td> </tr> <tr> <td colspan="2">Number</td> </tr> <tr> <td colspan="2"></td> </tr> </tbody> </table> | Tens | Ones | | | Number | | | | | <table border="1"> <thead> <tr> <th>Tens</th> <th>Ones</th> </tr> </thead> <tbody> <tr> <td></td> <td></td> </tr> <tr> <td colspan="2">Number</td> </tr> <tr> <td colspan="2"></td> </tr> </tbody> </table> | Tens | Ones | | | Number | | | |
| Tens | Ones | | | | | | | | | | | | | | | | | | |
| | | | | | | | | | | | | | | | | | | | |
| Number | | | | | | | | | | | | | | | | | | | |
| | | | | | | | | | | | | | | | | | | | |
| Tens | Ones | | | | | | | | | | | | | | | | | | |
| | | | | | | | | | | | | | | | | | | | |
| Number | | | | | | | | | | | | | | | | | | | |
| | | | | | | | | | | | | | | | | | | | |

5. Write 2 to 10 tables (2 times) and learn them.

6. Draw colourful pictures of:

Two long objects

Two round objects

Two objects that roll

Two objects that slide

Two objects that both roll and slide

Also write their names below each picture.

SUBJECT – ENGLISH

Reading:

Learn 5 English poems with actions.

Writing:

Write about your favourite games in 5 sentences.

Creative Expression:

Draw your favourite bicycle and helmet and colour it.

Interactive Learning:

Ask your grandparents or parents to tell a game that they had played in their childhood. Find out about it in detail.

विषय- हिंदी

1. पठन गतिविधियाँ

किसी हिंदी कहानी की किताब से एक छोटी कहानी पढ़ो और उसका एक सुंदर चित्र बनाओ।

एक छोटी हिंदी कविता याद करो और उसे हाव-भाव के साथ घरवालों को सुनाओ।

2. लेखन गतिविधियाँ

अपने पसंदीदा फल या खिलौने पर 4-5 वाक्य लिखो और उसका चित्र बनाओ।

किसी भी चित्र (जैसे पार्क या स्कूल) को देखकर 4-5 वाक्य लिखो।

3. सृजनात्मक अभिव्यक्ति

कागज/मोज़े से कठपुतली बनाओ और उसके जरिए 2-3 वाक्य हिंदी में बोलो।

अपने घर में घूमकर 10 चीजों के नाम लिखो

हर शब्द के साथ:

छोटा चित्र बनाओ

उसे जोर से पढ़ो

4. सहभागात्मक अधिगम

परिवार के साथ 'एक अक्षर से शब्द' का खेल खेलो (जैसे 'क' से कबूतर, कमल) ।

बड़ों से एक कहानी सुनो और उसे अपने शब्दों में किसी और को सुनाओ।

निर्देश:

साफ कॉपी में काम करें।

रंगों का उपयोग करें।

लिखावट सुंदर रखें।

GARDENING

Collect and paste leaves of different shapes, colours, and textures and write its plant name.

Create two birds and two animals using leaf art.

ग्रीष्मकालीन अवकाश गृहकार्य SUMMER BREAK HOLIDAYS HOMEWORK

CLASS - 3

निर्देश INSTRUCTIONS

- सभी कार्य एक **Holiday Homework Notebook** में करें।
- . साफ लिखावट और रंगीन प्रस्तुति रखें।
- . माता-पिता के हस्ताक्षर आवश्यक है /
- गृहकार्य विद्यालय खुलने के पहले दिन जमा करें।
- Do all the work in a Holiday Homework Notebook.
- Maintain neat handwriting and colourful presentation.
- Parents' signature is compulsory.
- Submit the homework on the first day of reopening of the school.

हिंदी

1- वर्णमाला दो बार लिखें। क, छ, ट, ध, ब, ज, भ, म, ल, ष, क्ष, त्र, प, व, घ की बारहखड़ी सुंदर और स्पष्ट अक्षरों में लिखो /

2- घर में Animal Chart बनाएं, कोई भी 10 जानवरों के चित्र /मुखौटा नाम के साथ चिपकाएं और उनके पैरों की संख्या लिखें।

3-प्रतिदिन 10–15 मिनट हिंदी पढ़ने का अभ्यास करें।पठन लॉग (Reading log)बनाएं

| क्रम संख्या | मैंने पढ़ा है (पाठ का नाम) | समय | अभिभावक के हस्ताक्षर |
|-------------|----------------------------|-----|----------------------|
|-------------|----------------------------|-----|----------------------|

(👉 कम से कम 10दिन Reading Log पूरा करें।)

4- पढ़े गए पाठ से प्रतिदिन 5 शब्द लिखें

| शब्द | अर्थ | वाक्य | चित्र |
|------|------|-------|-------|
|------|------|-------|-------|

👉 कम से कम 20 दिन करें।

5- निम्न में से कोई दो गतिविधियाँ करें: /(चार्ट पेपर पर करें)

✅ पसंदीदा जानवर का चित्र बनाकर , कविता लिखें /

✅ पसंदीदा पक्षी का चित्र बनाएं और उस विषय पर एक कहानी या कविता लिखें।

✅ Healthy Food Plate बनाएं और संतुलन भोजन के 7 लाभ लिखिए।(डिस्पोजल या पेपर प्लेट का उपयोग करें)

“ मेरा सपना” चित्र बनाकर 5 वाक्य लिखें /

6- माता-पिता चर्चा का समय 🧑👩 :

माता-पिता से बात करें:

#उनका बचपन का खेल

#स्कूल का अनुभव

#अच्छी आदतें

👉 चर्चा के बाद की लिपि :(WRITE AFTER DISCUSSION)

“आज मैंने अपने परिवार से क्या सीख ली” (10 वाक्य) लिखें

7- हिंदी पुस्तक के पाठ -3 , पाठ -4 , पाठ -5 पढ़ो /

ENGLISH

1. My Best Friend & Me

- a) Write about your best friend.
- b) What do you like about them?
- c) What games do you play together?
- d) How do you help each other?

(Use “a” and “an” correctly.)

- e) Draw a picture of you and your friend helping each other.

2. Draw a rainbow and write its color names.

3. Make 10 sentences using opposite words.

Example: Today he is present, but yesterday he was absent.

4. Write about your favorite recipe and explain its cooking method with the help of your mother.

DIGITAL LITERACY

1 “Draw a poster of a computer and label its parts (Monitor, CPU, Keyboard, Mouse).

Color it neatly.”(do in chart)

2) Ask your family: “How were computers in the past?”3) Where do you use computers in daily life? 4) Which part of computer do you like most? Why?5) “Write and learn any keys of the keyboard with their uses”**MATHEMATICS**

1- Draw or paste pictures of 5 toys.

*Write price of each toy.

Find:

- a) Total cost of all toys
- b) Cost of any 2 toys together
- c) Which toy is cheapest?
- C) Which toy is costliest?

👉 Example:

| Toy | Name | Price |
|-----|------|-------|
|-----|------|-------|

| | |
|------|-----|
| Ball | ₹30 |
|------|-----|

| | |
|------|------|
| Doll | ₹120 |
|------|------|

Total expenses -

2-Expanded Form(Write expanded form of 10 numbers.)

Example: $256 = 200 + 50 + 6$

👉 Activity : Place Value Activity

| Number | Hundreds | Tens | ONES |
|--------|----------|------|------|
| | | | |

3-Number Explorer : Write numbers:

- a) From 100 to 200
- b) Circle all numbers ending with 0
- c) Colour all even numbers red and odd number green .

4-Write and learn Tables from 2 to 20.((Write each table neatly.))

Example format:

$$2 \times 1 = 2$$

$$2 \times 2 = 4$$

... up to 2×10

5-Mental Maths Practice (Daily)

a)Learn one table daily.(Make a learning log)

| Date | Learned table | Parent's signature |
|------|---------------|--------------------|
|------|---------------|--------------------|

b)Practice 5 additions and subtraction everyday.

c)Read numbers name aloud.

6-Creative Expression :

#Make a Maths Mini Book or chart on any 2 topics .

a) Numbers name

b)Tables

c)Draw shapes

d) Counting backward (500 to 401)


e)Counting Forward (301 to 400)

SUMMER HOLIDAY HOMEWORK

CLASS 4

हिन्दी

1 .किसी एक स्वतंत्रता सेनानी पर आधारित पुस्तक पढ़ें

 निर्देश:

किसी भी एक स्वतंत्रता सेनानी (महिला या पुरुष)

(जैसे – गांधी जी, भगत सिंह, सुभाष चंद्र बोस, रानी लक्ष्मीबाई, सरोजिनी नायडू आदि)

पर आधारित पुस्तक/कहानी पढ़ें और नीचे दिए गए प्रश्नों के उत्तर लिखें:

 प्रश्न:

1. पुस्तक का नाम लिखिए
2. लेखक का नाम लिखिए
3. स्वतंत्रता सेनानी का जन्म कहाँ हुआ था?
4. उनका जन्म कब हुआ था?
5. पुस्तक में दिए गए स्वतंत्रता सेनानी का चित्र बनाइए
6. आपको इस पुस्तक से क्या सीख मिली? (4-5 पंक्तियाँ)
7. आपको उस स्वतंत्रता सेनानी के बारे में क्या अच्छा लगा? (4-5 पंक्तियाँ)
8. पुस्तक में आए 10 नए शब्द लिखिए और उनके अर्थ लिखिए
9. अंतिम पृष्ठ पर अपनी फोटो (पुस्तक पढ़ते हुए) चिपकाएँ

2. Chart work

(Roll number wise)

1. विपरीत शब्द (Opposites) for roll no. 1,2,3,4,5,6,36

शीर्षक: विपरीत शब्द

उदाहरण: दिन – रात, अच्छा – बुरा

2. दिनों के नाम (Days of the Week) for roll no. 7,8,9,10,11,37

शीर्षक: सप्ताह के दिन

सोमवार

मंगलवार

बुधवार

गुरुवार

शुक्रवार

शनिवार

रविवार

3. महीनों के नाम (Months of the Year) for roll no. 12,13,14,15,16,38

शीर्षक: वर्ष के महीने

जनवरी

फरवरी

मार्च

अप्रैल

मई

जून

जुलाई

अगस्त

सितंबर

अक्टूबर

नवंबर

दिसंबर

4. संज्ञा (Noun) for roll 17,18,19,20,21,22

शीर्षक: संज्ञा

परिभाषा: किसी व्यक्ति, स्थान, वस्तु या भाव के नाम को संज्ञा कहते हैं। उदाहरण: राम ,दिल्ल किताब

5. विशेषण शब्द (Adjectives) for roll no. 23,24 ,25,26,27,28

शीर्षक: विशेषण

परिभाषा: जो शब्द संज्ञा या सर्वनाम की विशेषता बताते हैं।

उदाहरण: बड़ा घर ,लाल फूल ,मीठा आम ,तेज लड़का

6. क्रिया (Verb)

शीर्षक: क्रिया

परिभाषा: जो शब्द किसी काम के होने या करने का बोध कराते हैं।

उदाहरण: खाना ,खेलना , पढ़ना

7. क्रिया शब्द (More Action Words Chart) for roll no. 29,30,31,32,33,34,35

शीर्षक: क्रिया शब्द

लिखना ,बोलना ,सोना

Subject: TWAU

Instructions

- ✔ **Do all work in a Holiday Homework Notebook.**
- ✔ **Maintain neat handwriting and colourful presentation.**
- ✔ **Parent's signature is compulsory.**
- ✔ **Submit the homework on the first day after reopening of school.**

1. Reading Activity

- 📖 **Read the lesson "Exploring Our Neighbourhood."**
- ✍️ **Write a short summary of the lesson in your own words.**

2. Writing Activity

✉️ **Write a letter to me describing how you spent your summer holidays and your thought about school and teachers on this address on the address given in your notebook.**

3. Art & Craft Activity

- 📦 **Make a Post Box using waste materials like cardboard box, newspaper, plastic bottle, etc.**
 - 🎨 **Decorate it creatively.**
- ### **4. Speaking & Thinking Activity**

👨👩👧 **Discuss with your elders:**

A)How did people communicate in their childhood?

B)Compare it with today's communication methods.

C) Write 10 Good habits what you adopt after the discussion.

5. Creative Writing Activity

 **Write 10 sentences about your favourite animal/ birds / food/ plants**

 **Draw and colour the animal neatly.(Do in chart)**

English

1. Letter Writing

-Write a letter to your best friend.

Choose ONE topic:

- * Your holiday trip
- * How you spend your day at home
- * A new hobby you learned

-Guidelines:

- * Use proper format (address, date, greeting, closing)
- * Minimum 8–10 sentences
- * Add a small drawing related to your letter

2. Road Safety Rules

-Discuss with your parents and write *5 important road safety rules* in your own words .

-Draw a road Safety Poster with:

- * Traffic signals
- * Zebra crossing
- * People following rules.

Why should we follow road safety rules? (Write atleast 3 lines)

3. Riddles -Solve

- a. I have keys but no locks. I have space but no room. What am I?
- b.I run but never walk. What am I?
- cWhat has a face and two hands but no body?

4. Create 2 of your own riddles and write answers.

5. My Daily Routine

* Write your daily routine.

-Instructions:

- * Write from morning to night
- * Use time words (first, then, next, finally)
- * Minimum 8 sentences

Draw a clock showing your favorite time of the day .

Maths

1 Draw and color:

- 2D shapes (triangle, square, circle)
- 3D shapes (cube, cuboid, sphere)

2 Time Table Activity

- Make your daily timetable (morning to night)

3 : Weight Activity :

- Check weights of:
- Rice packet
- Sugar
- Different types of vegetables you eat at home .
- Write their weights in your notebook

Write the place value and face value of:

- 4 in 5,482
- 7 in 37,615
- 9 in 89,304

5 . Make a model of India Gate or Qutub minar or Charminar by using different shapes (Make only one model of these)

SUMMER HOLIDAYS HOME WORK

CLASS – V

SUB: MATHEMATICS

READ AND WRITE 1 TO 25 MULTIPLICATION TABLES.

SOLVE GIVEN PROBLEMS.

| | | | |
|----------|-----------|-----------|----------|
| 348 X 28 | 358 + 946 | 846 - 358 | 598 ÷ 15 |
| 456 X 96 | 452 + 394 | 582- 325 | 4836 ÷ 8 |

| | | | |
|-----------------|---------------|---------------|----------------|
| 678×54 | $6285 + 9645$ | $7826 - 5682$ | $3642 \div 9$ |
| 308×42 | $3578 + 3680$ | $3489 - 2415$ | $8678 \div 12$ |

EXPAND THE GIVEN NUMBERS AND WRITE THE NUMBER NAME.

| | | | | |
|--------|--------|--------|--------|--------|
| 35,425 | 78,369 | 90,789 | 56,309 | 94,689 |
| 28,035 | 59,268 | 58,369 | 25,036 | 84,026 |

SOLVE BELOW GIVEN PROBLEMS

- A. In an examination, 75,236 students passed and 14,892 students failed. Find how many students appeared for the examination.
- B. There are 3,786 men, 3,672 women and 1,508 children in a village. Find the total population of the village.
- C. A company manufactures 523,500 bolts on Monday and 324,800 bolts on Tuesday. Find the total number of bolts Manufactured on those two days.
- D. There are 4500 books in a library. They are either written in English or French. If 2894 books are in English Language, then how many books are in French language?
- E. 948 children participated in the fest, out of which 573 were boys. How many girls participated in the fest?

> Varous vehicles covered the following distances in one hour: 5.

| Vehicle | Distance |
|--------------|-----------|
| 1. Car | 72 km |
| 2. Truck | 65 km |
| 3. Bus | 50 km |
| 4. Train | 460 km |
| 5. Aeroplane | 880 km |
| 6. Rocket | 28,000 km |

Answer the following questions.

a. Which vehicle covers the maximum distance in an hour?

.....

b. Which vehicle covers the minimum distance in an hour?

.....

c. What is the difference in distance covered by an aeroplane and a train?

.....

d. How much distance will an aeroplane travel in 5 hours?

.....

e. How much distance will you cover in 2 hours if you travel in a car?

.....

g. How much distance will a rocket cover in 3 hours?

.....

SUBJECT : ENGLISH

Reading

- Read any story of your choice

1. Give it a new title.
2. Write five new words and their meanings.
3. Use each word in a sentence.
4. Write the summary of the story.

Writing

1. Write a letter to your future self about your dreams, goals, and the person you want to become.
2. Write a paragraph on *A day without Electricity*.

Creative expression

1. Write a story using *A mysterious box*.
2. Imagine you are a bird for a day. Write your experience in a paragraph.

Interactive learning

1. Look around your home and write 20 nouns you see and group them into People, Places, Things and Animals.
2. Draw a picture (Garden/Park/Classroom) and write ten describing words for it.

निर्देश

साफ-सुथरी लिखावट में कार्य करें।

प्रतिदिन थोड़ा-थोड़ा कार्य करें।

चित्र, रंग और सजावट का उपयोग करें

1 किसी पत्रिका/अखबार से 10 शब्द काटकर चिपकाइए और उनमें स्वर-व्यंजन पहचानिए।

2 : अपनी स्वयं की कोई कहानी लिखिए और अपनी कहानी का एक सुंदर चित्र भी बनाइए

3 : अपने मित्र का वर्णन 5 वाक्यों में कीजिए (विशेषण का उपयोग करके)।

4 : “अगर मैं पक्षी होता/होती” तो क्या करता/करती :

10–12 वाक्य लिखो

5 : हिंदी स्क्रैपबुक बनाओ”

इसमें शामिल करें:

5 संज्ञा

5 सर्वनाम

5 विशेषण

1 कहानी

1 कविता

चित्र और रंगों से सजाओ

SUBJECT: TWAU

GENERAL INSTRUCTIONS

- Complete the work in the same Holiday Homework notebook/file.

READING ACTIVITIES

Read any 2 lessons from your TWAU book.

After reading:

Write a short summary (1 page) of each lesson in your own words.

Write 5 new words from each lesson and their meanings.

WRITING ACTIVITIES

Holiday Observation Diary (Any 5 Days)

Choose any 5 days during your holidays.

Write:

5–6 simple lines for each day

Write about:

What you saw around you

Nature (trees, birds, weather, etc.)

What new thing you learned

CREATIVE EXPRESSION

Draw or paste a picture of:

Nature / Water / Village Life

Then write:

10 simple sentences about the picture

1 slogan to protect the environment

(Example: "Save Water, Save Life")

INTERACTIVE LEARNING

Talk to your parents or grandparents about:

How they used water earlier

Changes in the environment over time

Write:

5–6 points from your discussion

5 things you did to help the environment

(Example: saving water, planting plants, not wasting food, etc.)