



राष्ट्रीय परीक्षा एजेंसी  
National Testing Agency  
Excellence in Assessment



Information Bulletin for  
**ICAR AIEEA (UG) - 2021**  
All India Entrance Examination  
for Admission to  
*Bachelor Degree Programs*



ACADEMIC SESSION  
**2021-22**

## INDEX

S. No.	Description	Page No.
	<b>Important Information at a Glance</b>	1
1.	<b>Introduction</b> 1.1 About NTA 1.2 About ICAR 1.3 AIEEA (UG)-2021	4
2.	<b>General Information</b> 2.1 Degree Programmes available for Admission in 2021-22. 2.2 University-wise and Subject-wise Number of Seats Available for Admission 2.3 Schedule of AIEEA (UG)-2021 2.4 Scheme of Examination 2.5 Syllabus for the Test 2.6 Subjects 2.7 Conditions for the award of National Talent Scholarship (NTS)-2021 2.8 Reservation Policy 2.9 Provision for Persons with Benchmark Disability (PwBD) Candidates	6
3.	<b>Eligibility Criteria and Qualifications</b> 3.1 General Eligibility Criteria to Appear in AIEEA (UG)-2021 3.2 Qualifying Examination at 10+2 Level 3.3 Age Limit	12
4.	<b>Registration and Application Process</b> 4.1 Examination Cities for AIEEA (UG) 2021 4.2 Applying online and submission of Application Form 4.3 Replica of the Application Form or Format 4.4 Steps to Complete Application Process 4.5 Application Fee Payable by the Candidates of Various Categories 4.6 Method of Fee Payment 4.7 Instructions to be followed while Applying 4.8 Admit Card for AIEEA (UG)-2021	14
5.	<b>Conduct of the Examination</b> 5.1 Important Instructions for Candidates 5.2 Prohibited Materials 5.3 Unfair Means	22
6.	<b>Procedure for Appearing in Computer Based Test (CBT)</b>	25
7	<b>Procedure of Declaration of Result</b> 7.1 Display Question Paper and Provisional Answer key for Challenges 7.2 Declaration of Result 7.3 NTA process of Error and Scoring related Exception Handling 7.4 Percentile score and Normalization procedure 7.5 No Rechecking or Re-evaluation Policy 7.6 Counselling	26
8	<b>Special Instructions Regarding Covid-19</b> 8.1 Implementation of GoI Guidelines 8.2 Preparation at Centre 8.3 Pre-exam Preparation 8.4 At time of Entry 8.5 During Examination 8.6 After Examination	29

9	<b>Miscellaneous Provisions</b> 9.1 Common Services Centres/Facilitation Centres 9.2 Test Practice Centres (TPCs) 9.3 Query Redressal System 9.4 Correspondence with NTA 9.5 Weeding Out Rules 9.6 Legal Jurisdiction	32
<b>ANNEXURES</b>		
I	List of Cities for Examination Centres for AIEEA (UG)-2021	34
II	Domicile State/U.T. Codes	36
III	Degree Programmes for Admission through AIEEA (UG) 2021	37
IV	Eligibility Qualifications at 10+2 Examination for Degree Programmes	38
V	List of ICAR accredited Bachelor's degree programmes and Colleges of Dr. RPCAU, Pusa	39
VI	Numeric Codes for Class XII School Education Boards/Council	40
VII	Mode of Payment of Fee/ Service Provider and Bank Service Charges	41
VIII	Replica of AIEEA (UG)-2021 Application Form	43
IX	Computer Based Test (CBT)	58
X	Procedure to be adopted for Compilation of NTA Scores for Multi Session Papers	64
XI	Certificate for the Candidates Under Persons with Benchmark Disability Category (PwBD)	67
XII	Certificate regarding Physical Limitation in an Examinee to Write	68
XIII	Letter of Undertaking for Using Own Scribe	69
XIV	Indicative and Tentative List *of Universities for Admission in Bachelor Degree Programmes in Agriculture and Allied Science Subjects Through AIEEA (UG)-2021 along with Contact Details of Registrars	70
XV	Caste Certificate for Scheduled Caste / Tribe Candidate	73
XVI	Certificate to be produced by Other Backward Classes-Non Creamy Layer (OBC-NCL)	74
XVII	Certificate to be produced by Economically Weaker Section (EWS)	76
<b>APPENDIX</b>		
I.	List of Agricultural Universities (AUs) which have expressed their willingness to utilize NTA scores for their UG admissions (2021-22)	77

**Abbreviations:**

AU	Agricultural Universities
AMU	Aligarh Muslim University
BHU	Banaras Hindu University
CAU	Central Agricultural University
CIFE	Central Institute of Fisheries Education
CU	Central University
DARE	Department of Agricultural Research and Education
Dr. RPCAU	Dr. Rajendra Prasad Central Agricultural University
DU	Deemed University
EWS	Economically Weaker Section
IARI	Indian Agricultural Research Institute
ICAR	Indian Council of Agricultural Research
IVRI	Indian Veterinary Research Institute
JRF	Junior Research Fellowship
NAEAB	National Agricultural Education Accreditation Board
NAREES	National Agricultural Research, Education and Extension System
NDRI	National Dairy Research Institute
OGPA	Overall Grade Point Average
PwBD	Persons with Benchmark Disability
RLB CAU	Rani Lakshmibai Central Agricultural University
SAU	State Agricultural University
SHUATS	Sam Higginbottom University of Agriculture, Technology and Sciences
SRF	Senior Research Fellowship

## IMPORTANT INFORMATION AND DATES AT A GLANCE

(Please refer to Information Bulletin for details)

### 1. FEE DETAILS AND IMPORTANT DATES:

Online submission of Application Form		25.07.2021 to 20.08.2021 (upto 05:00 PM)
Last date of successful transaction of fee through Credit/Debit Card/Net-Banking/UPI		20.08.2021 (upto 11:50 PM)
Fee Payable by candidates	General/Unreserved	Rs. 770/-
	Other Backward Classes (OBC)-(NCL)*&UPS**/ EWS***	Rs. 750/-
	SC/ST/PwBD/ Transgender	Rs. 375/-
	Processing charges & GST are to be paid by the candidate, as applicable	
Correction in particulars of Application Form on website only (No corrections shall be allowed after 26.08.2021)		23.08.2021 to 26.08.2021
Downloading of Admit Cards from NTA website		To be announced later
Date of Examination		7 <sup>th</sup> , 8 <sup>th</sup> & 13 <sup>th</sup> September 2021
Duration of Examination		150 minutes (2 ½ hours)
Timing of Examination		As indicated on Admit Card
Centre, Date and Shift of Examination		As indicated on Admit Card
Display of Attempted Question Paper and Provisional Answer Keys		To be announced later
Websites		<a href="http://www.nta.ac.in">www.nta.ac.in</a> , <a href="https://icar.nta.ac.in">https://icar.nta.ac.in</a>
Declaration of Result on NTA website		To be announced on the NTA website later
Schedule for Online Counselling		To be announced by the ICAR on <a href="http://www.icar.org.in">www.icar.org.in</a> , <a href="http://www.icarexam.net">www.icarexam.net</a> after the declaration of result

\*Other Backward Classes-Non Creamy Layer as per the central list of Other Backward Classes available on National Commission for Backward Classes (NCBC), Government of India website [www.ncbc.nic.in](http://www.ncbc.nic.in). Only the candidates falling in this list may mention OBC in the Category Column. State list. OBC candidates who are not in OBC-NCL (Central List) **must choose General/Unreserved**.

\*\* Candidates of Remote and Underprivileged States must check their eligibility before applying.

\*\*\*As per the OM No. 20013/01/2018-BC-II dated January 17, 2019 issued by the Ministry of Social Justice and Empowerment and the OM No. 12-4/2019-U1 dated 17.01.2019 regarding implementation of reservation for Economically Weaker Sections (EWSs) for admission in Central Educational Institutions.

2. Candidates can apply for AIEEA (UG)-2021“Online” on the website : <https://icar.nta.ac.in>.

3. **The Application Form other than online mode will not be accepted.**
4. **Only one application is to be submitted by a candidate.**
5. Candidates must follow the instructions strictly as given in the Information Bulletin on NTA website. Candidates not complying with the instructions shall be summarily disqualified.
6. Candidates must ensure that e-mail address and Mobile Number provided **in the Online Application Form are their own** as all information/ communication will be sent by NTA through e-mail on **e-mail address or SMS on given Mobile Number only.**
7. **Instructions for filling Online Application Form :**
  - ❖ Download Information Bulletin and Replica of Application Form. Read these carefully to ensure your eligibility.
  - ❖ **Follow the 4 steps given below to Apply Online:**
  - ❖ **Step-1: Apply for Online Registration using unique Email Id and Mobile No.**
  - ❖ **Step-2: Fill in the Online Application Form and note down the system generated Application No.**
  - ❖ **Step-3:** Upload scanned images of Candidate's Photograph (file size: 10 kb - 200 kb), Candidate's Signature (file size: 4 kb – 30 kb) and Thumb impression (file size: 3 kb-30 kb) in JPG/JPEG format.
  - ❖ **Step-4:** Pay fee using **SBI/Canara/HDFC/ICICI/Paytm Payment Gateway** through **Debit Card/Credit Card/Net Banking/UPI** and keep proof of fee paid. In case the Confirmation Page is not generated after payment of fee then the transaction is cancelled, and amount will be refunded to the candidate's account. However, the candidate has to make another transaction, in case the Confirmation Page is not generated.
  - ❖ All the 4 Steps can be done together or at separate times.
8. Candidates are advised to keep visiting the NTA website and check their e-mails/SMS regularly for latest updates.
9. Candidate shall appear at their own cost at the Examination Centre on the date and shift indicated on their Admit Card issued by NTA.
10. Any request to change the Examination Centre, Date , Shift and Subject provided on the Admit Card will not be considered under any circumstances.

**Note:**

1. The final submission of Online Application Form will remain incomplete if Step 3 and Step 4 are not completed. Such forms will stand rejected and no correspondence on this account will be entertained.
2. No request for refund of fee once remitted by the candidate will be entertained by NTA under any circumstances.
3. The entire application process of **AIEEA (UG)-2021** is online, including uploading of scanned images, Payment of Fees, and Printing of Confirmation Page. **Therefore, candidates are not required to send/submit any document(s) including Confirmation Page, Sponsorship Certificate/ Declaration by the Employer of the Candidate (By In-Service Candidate) to NTA/ICAR through Post/ Fax/ E-mail/By Hand.**

Candidates are **NOT** allowed to carry Instrument/ Geometry/ Pencil box, Handbag, Purse, any kind of Paper/ Stationery/Textual material (printed or written material), Eatables and Water (loose or packed), Mobile Phone/ Ear Phone/ Microphone/ Pager, Calculator, DocuPen, Slide Rules, Log Tables, Camera, Tape Recorder, Electronic Watches with facilities of calculator, any metallic item or electronic gadgets/ devices in the Examination Hall/Room.

**Diabetic students will be allowed to carry eatables like sugar tablets/fruits (like banana/apple/ orange) and transparent water bottle** to the Examination Hall. However, they will not be allowed to carry packed foods like chocolates/candy/sandwich etc.

#### **DISCLAIMER**

1. Candidates are advised to read the Information Bulletin carefully and go through the instructions regarding filling of Online Application Form given on AIEEA (UG)-2021 website [www.nta.ac.in](http://www.nta.ac.in), <https://icar.nta.ac.in> before starting online registration.
2. Candidates should ensure that all information entered during the online registration process is correct.
3. Online information provided by candidates like name of candidate, contact/address details, category, PWBD status, educational qualification details, date of birth, etc., during online registration for AIEEA (UG)-2021 will be treated as correct/final and NTA will not entertain, under any circumstances, any request for change in information provided by the candidates.
4. NTA disclaims any liability that may arise to a candidate(s) due to incorrect information provided by the candidate(s) during online registration process.
5. NTA does not edit /modify/alter any information entered by the candidates after completion of application form under any circumstances. Any request for change in information thereafter will not be entertained. Therefore, candidates are advised to exercise utmost caution for filling up correct details in application form.

**Usage of Data and Information:** NTA can use the data provided by the End User (test taker in this case) for internal purpose(s) including training, research and development, analysis and other permissible purpose(s).

NTA Help desk: 011 – 4075 9000 Email ID: [icar@nta.ac.in](mailto:icar@nta.ac.in)



## CHAPTER-1 INTRODUCTION

### 1.1 About NTA

The Ministry of Education, Government of India (GOI), has established the National Testing Agency (NTA) as an independent autonomous and self-sustained premier testing organization under Society Registration Act, 1860 for conducting efficient, transparent and international standards tests in order to assess the competency of candidates for admissions to premier higher education institutions.

**The objectives of NTA, inter-alia, include:**

- i. To conduct efficient, transparent and international standard tests in order to assess the competency of candidates for admission.
- ii. To undertake research on educational, professional and testing system to identify gaps in the knowledge systems and take steps for bridging them.
- iii. To produce and disseminate information and research on education and professional development standards.

The Indian Council of Agricultural Research (ICAR) has entrusted the responsibility of conducting All India Competitive Examinations for admission to Bachelor (UG), Masters (PG) & Doctoral (Ph.D.) Courses in Agricultural Universities (AUs) and award of **scholarships and fellowships**, to the NTA from 2019 onwards.

### 1.2 About ICAR

The ICAR is the Apex Body for coordinating, guiding, and managing research and education in agriculture in the entire country under the aegis of Department of Agricultural Research and Education (DARE), Ministry of Agriculture and Farmers Welfare. Considering the importance of agricultural education, the University Education Commission (1948) chaired by Dr. S. Radhakrishnan recommended the establishment of Rural Universities in the country. As a result, the first State Agricultural University (SAU) was established in 1960 at Pantnagar on the pattern of the Land Grant Colleges of the United States.

The ICAR-AU System of India has 74 Agricultural Universities comprising 63 State Agricultural, Veterinary, Horticultural and Fisheries Universities (SAUs), 4 ICAR-DUs, viz. IARI, IVRI, NDRI and CIFE, 3 Central Agricultural Universities (CAU, Imphal, Dr. RPCAU, Pusa and RLB CAU, Jhansi), 4 Central Universities (CU) having Faculty of Agriculture (BHU, AMU, Viswa Bharati and Nagaland University). The National Agricultural Research, Education and Extension System (NAREES) of India is one of the largest in the world, admitting more than 28000 students at UG level and over 17,500 students at Master's and Doctoral level annually, in different disciplines of Agricultural and Allied Sciences.

**During 2020-21, against the total of 2865 Seats, 2072 candidates were recommended by ICAR**



for admission to accredited Bachelor degree programmes in 62 accredited AUs under the ICAR-AU system.

### 1.3 AIEEA (UG) 2021

In 2021, All India Entrance Examination for Admission, AIEEA (UG) shall be conducted for admission to Bachelor Degree programmes in Agriculture and Allied Sciences (other than Veterinary Sciences), at Agricultural Universities on 15% of the University seats (100% seats in RLBCAU Jhansi, NDRI Karnal and Dr. RPCAU Pusa, Bihar). **Further, not more than 40% candidates from any one state shall be admitted in any agricultural university in a particular subject and category.**

The AIEEA (UG)-2021 Examination for the Academic Session 2021-22 will be conducted at **178 Cities (Annexure-I)** all over the country, enabling participation of a large number of candidates seeking admission in Bachelor degree programmes in accredited AUs in different disciplines.

Candidates declared eligible for registration and choice filling for counselling by ICAR will only be considered for allocation of subject and the Agricultural University.

**There is no provision of direct nomination for admission through ICAR in any Bachelor degree programme without qualifying in ICAR AIEEA (UG).**

**To align with New Education Policy (NEP 2020) and reduce the burden on students for appearing in multiple entrance examination for admissions in AUs, ICAR has taken an initiative and asked for the consent of AUs if they wish to utilize the NTA scores for UG admissions during academic session 2021-22. The list of AUs which have expressed their willingness to utilize NTA scores is given at APPENDIX-I.**

#### NOTE

- Ragging in the Universities, in any form, has been strictly banned and is a criminal offence. Before applying, all the candidates are advised to study in detail the **UGC Regulations on Curbing the Menace of Ragging in Higher Educational Institutions, 2009** (<https://www.ugc.ac.in/oldpdf/ragging/gazzetaug2010.pdf>).
- Ragging is totally prohibited in the institutions, and anyone found guilty of ragging and/or abetting ragging, whether actively or passively, or being a part of a conspiracy to promote ragging, is liable to be punished in accordance with these Regulations as well as under the provisions of any penal law for the time being in force.
- Every student studying in the institution and his/her parents/guardians shall be required to provide the specific affidavits in accordance with clauses (d), (e) and (g) of Regulation 6.1 of these Regulations at the time of admission or registration, as the case may be, during each academic year.
- The candidates are advised to contact Anti-Ragging Committee/Cell of the admitting institution for further information in this regard. They may visit ICAR's Agricultural Education Portal (<https://education.icar.gov.in/>) to reach the website of the Agricultural University/Institution of their interest for more information.

## CHAPTER-2 GENERAL INFORMATION

### 2.1 Degree Programmes available for Admission in 2021-22.

During academic session 2021-22, admission to **11 Bachelor degree programmes of four years duration** in the subjects enlisted in **Annexure-III** is available to Indian Nationals based on the merit-rank in ICAR AIEEA(UG)-2021. Candidates may note that all Undergraduate Degrees in the disciplines of Agricultural Sciences have been declared as professional degrees.

### 2.2 University-Wise and Subject-Wise Number of Seats Available for Admission

Number of seats available for admission through AIEEA (UG) in different disciplines at accredited Agricultural Universities (including non-accredited RLBCAU, Jhansi and some non-accredited programmes and colleges of Dr. RPCAU, Pusa) for the academic session 2021-22 will be displayed on ICAR website [www.icar.org.in](http://www.icar.org.in) at the time of counseling.

### 2.3 Schedule of AIEEA (UG) 2021

Schedule for important examination related activities has been given below. However, candidates are requested to keep themselves updated about the schedule through NTA and ICAR websites [www.nta.ac.in](http://www.nta.ac.in), <https://icar.nta.ac.in/> and [www.icar.org.in](http://www.icar.org.in).

#### Schedule of AIEEA(UG)-2021

Online submission of Application Form		<b>25.07.2021 to 20.08.2021 (upto 05:00 PM)</b>
Last date of successful transaction of fee through Credit/Debit Card/Net-Banking/UPI		20.08.2021 (upto 11:50 PM)
Fee Payable by candidates	General/Unreserved	<b>Rs. 770/-</b>
	Other Backward Classes (OBC)-(NCL)* & UPS**/ EWS***	<b>Rs. 750/-</b>
	<b>SC/ST/PwBD/ Transgender</b>	<b>Rs. 375/-</b>
	<b>Processing charges &amp; GST are to be paid by the candidate, as applicable</b>	
Correction in particulars of Application Form on website only (No corrections shall be allowed after 26.08.2021)		23.08.2021 to 26.08.2021
Downloading of Admit Cards from NTA website		<b>To be announced later</b>
Date of Examination		7 <sup>th</sup> , 8 <sup>th</sup> & 13 <sup>th</sup> September 2021
Duration of Examination		<b>150 minutes (2 ½ hours)</b>
Timing of Examination		<b>As indicated on Admit Card</b>

Centre, Date and Shift of Examination	As indicated on Admit Card
Display of Attempted Question Paper and Provisional Answer Keys	To be announced later
Websites	<a href="http://www.nta.ac.in">www.nta.ac.in</a> , <a href="https://icar.nta.ac.in">https://icar.nta.ac.in</a>
Declaration of Result on NTA website	To be announced on the NTA website later
Schedule for Online Counselling	To be announced by the ICAR on <a href="http://www.icar.org.in">www.icar.org.in</a> , <a href="http://www.icarexam.net">www.icarexam.net</a> after the declaration of result

*\*Other Backward Classes-Non Creamy Layer as per the central list of Other Backward Classes available on National Commission for Backward Classes (NCBC), Government of India website [www.ncbc.nic.in](http://www.ncbc.nic.in). Only the candidates falling in this list may mention OBC in the Category Column. State list OBC candidates who are not in OBC-NCL (Central List) must choose General/Unreserved.*

*\*\* Candidates of Remote and Underprivileged States must check their eligibility before applying.*

*\*\*\*As per the OM No. 20013/01/2018-BC-II dated January 17, 2019 issued by the Ministry of Social Justice and Empowerment and the OM No. 12-4/2019-U1 dated 17.01.2019 as well as the Letters No 35-2/2019-T.S.I dated 21.01.2019, 01.02.2019, 04.02.2019 and 15.02.2019 of MHRD Department of Higher Education regarding implementation of reservation for Economically Weaker Sections (EWSs) for admission in Central Educational Institutions.*

## 2.4 Scheme of Examination

The Test of AIEEA (UG) 2021 is a single Test of 02:30 hours duration. Details of the Test are as given below:

Mode of Examination	LAN Based CBT
Duration	02:30 hours
Number of Questions	150 (50 in each subject)
Type of Questions	Multiple Choice with 4 options
Scoring	<ul style="list-style-type: none"> <li>• 4 marks for each correct response</li> <li>• -1 mark for each incorrect response (negative scoring)</li> <li>• 0 for non-attempt</li> </ul>
Medium of Paper	English and Hindi

### Note:

1. Each candidate has to attempt/opt/choose only three subjects(**PCB/PCM/PCA/ABC**)in the examination as per choice from the List of Subjects from **Annexure-IV**, to be given in the Online Application Form.
2. The candidates must attempt only those subjects in the examination as per the choice given in the Application Form. Therefore,they must exercise the choice of subjects very carefully.
3. In case of any discrepancy between English & Hindi Version of a question, English Version would be considered as valid.

## 2.5 Syllabus for the Test

The Questions in the test shall be based on the syllabus prescribed by the ICAR, which is available at the website <https://icar.org.in/content/icar%E2%80%99s-aice-jrfsrf-pgs-2020-examination>.

## 2.6 Subjects

Candidates need to choose subjects from **Annexure-IV** for UG Program as per their Eligibility Qualification at 10+2 level.

## 2.7 Conditions for the award of National Talent Scholarship (NTS)-2021

National Talent Scholarship would be available through the Agricultural University concerned, to every student admitted on ICAR seat at any Agricultural University in a state outside his/her domicile state. Detailed terms & conditions for the scholarship and admission could be found at the ICAR website [http://www.icar.org.in/files/FINALGuidelines\(GNTS\)-26072016.pdf](http://www.icar.org.in/files/FINALGuidelines(GNTS)-26072016.pdf) NTS shall be awarded only after completion of Online Counseling. The revised rate of NTA for UG is Rs. 3000/- per month.

The candidates are informed that in accordance with the decision taken during XVI Meeting of National Agricultural Education Accreditation Board (NAEAB) held on 28.03.2016, the admissions to the Bachelor's degree programmes of RLBCAU, Jhansi shall be made through ICAR's AIEEA (UG). However, it has been decided by the Council that w.e.f. the Academic Session 2020-21, the candidates recommended for admission to these programmes shall not be eligible for the award of NTS(UG). Such candidates **may be provided** scholarship by RLBCAU, Jhansi from its budget w.e.f. the Academic Session 2020-21. Further they should also note that from the Academic Session 2021-22 onwards, irrespective of affiliation, whether it is ICAR DUs are DARE (3 CAUs) or SAUs or CUs with Agriculture Faculty for all accredited AUs the award of NTS would be only for 15% seats of UG and 25% seats of Masters degree programme.

Similarly, in accordance with the decision taken during XIX Meeting of National Agricultural Education Accreditation Board (NAEAB) held on 20.03.2017, the admissions to the non-accredited Bachelor's degree programmes or non-accredited colleges of Dr. RPCAU, Pusa shall be made through ICAR's AIEEA (UG). However, it has been decided by the Council that w.e.f. the Academic Session 2020-21, the candidates recommended for admission to these programmes shall not be eligible for the award of NTS(UG). Such candidates **may be provided** scholarship by Dr. RPCAU, Pusa from its budget w.e.f. the Academic Session 2020-21.

However, the students who are already enrolled in non-accredited Bachelor's degree programmes in non-accredited colleges and received the letter of award of the scholarship from the ICAR shall continue to avail the same in accordance with the prescribed rules and regulations of the scholarship issued by the Council in this regard. The list of ICAR accredited Bachelor's degree programmes and Colleges of Dr. RPCAU, Pusa is given at **Annexure-V**.

The award of NTS(UG) to the candidates recommended for admission to RLBCAU, Jhansi and Dr. RPCAU, Pusa may be considered in future subject to accreditation of the university, Bachelor's degree programmes and Colleges by the Council.

## 2.8 Reservation Policy

### A. SC/ST/OBC-(NCL)/EWS/PwD in each Category

- (i) There would be reservation of seats for admission as well as ICAR (UG) Scholarship to the extent of 15% for Scheduled Caste and 7.5% for Scheduled Tribe candidates in different disciplines. The reservation of seats among SC/ST categories is interchangeable i.e., if sufficient number of candidates are not available to fill up the seats as well as UG Scholarship reserved for ST candidates, these can be filled up from among suitable SC candidates and vice-versa in a given subject as per merit-rank in examination. The original SC/ST certificate in prescribed form (**Annexure-XV**) is required to be produced for verification at the time of admission. Depending on merit and choice, such candidates can also take seat from the General/Unreserved Category.
- (ii) Reservation for candidates belonging to Central OBC(NCL) category would be available at BHU, PSB ViswaBharati; SASARD Nagaland University, CAUs and NDRI as per the latest Government of India directives applicable at the time of counseling and Hon'ble SC Judgment dated 18th August, 2011 and communication of seats by these universities at the time of counseling. Candidates claiming admission under this category have to produce a Central OBC (NCL) certificate as per specimen enclosed in **Annexure-XVI**.
- (iii) Reservation of seats for EWS shall be in accordance with the Gazette Notification No. DL-(N)/04/0007/2003-19, dated 12<sup>th</sup> January, 2019, Ministry of Law and Justice (Legislative Department), Govt. of India or any further related Govt. of India directive(s) applicable at the time of counseling. The provision shall be applicable only for admission to Central Educational Institutions and not to SAUs and minority educational institutions, if any, under the ICAR-AU system. The unfilled seats remaining under Gen-EWS category will be de-reserved to Unreserved (UR)/Open category seats. The certificate format for EWS candidates is given at **Annexure – XVII**.
- (iv) Five percent seats are reserved **horizontally across the categories** in different subjects, for Persons with Disability (PwD) candidates suffering from low vision, hearing impairment, locomotor disability or cerebral palsy with appropriate medical certificate having at least 40% disability and found suitable by the Counseling Committee/University official. The candidate applying for admission under this category should submit a copy of the certificate about being PwD from a Govt. Hospital/Medical Board at the time of admission in allotted University as per given specimen (**Annexure-XI**). The criteria for assessing the degree of handicap could be variable from one subject to another. The decision of the University allotted will be final in this regard. If seat is not available in a particular Category to which the PwD candidate belongs, then the same would be drawn

from General Category/Unreserved Category depending upon the availability.

## **B. Reservation for Remote and Under Privileged States/UT (UPS)**

Two percent seats under each discipline would be reserved, horizontally, across categories for the candidates of the remote and under privileged States/UTs namely (i) Andaman & Nicobar Islands, (ii) Arunachal Pradesh, (iii) Dadra and Nagar Haveli, (iv) Daman & Diu, (v) Goa, (vi) Lakshadweep, (vii) Manipur, (viii) Meghalaya, (ix) Mizoram, (x) Nagaland, (xi) Sikkim (xii) Tripura and (xiii) Ladakh where educational facilities in Agriculture and Allied Science subjects either do not exist or have no SAU(s) and who qualify this examination. UPS candidates will have to produce domicile certificate issued by the competent authority at the time of admission. There will not be any State quota within this quota.

### **Note:**

1. Candidates need to refer to ICAR website [www.icar.org.in/www.icarexam.net](http://www.icar.org.in/www.icarexam.net) for detailed information regarding reservation of seats and/or allocation of scholarship/fellowships for SC/ST/OBC (NCL)/ PwD/UPS/EWS in each category at the time of counseling.
2. The responsibility for verification of the genuineness of SC/ST/OBC (NCL)/PwD//UPS/EWSCertificate will be of the concerned AU where the candidate has been granted admission on the basis of counseling.

## **2.9 Provision for Persons with Benchmark Disability (PwBD) Candidates**

- (i) In compliance of the “*Guidelines for Conducting Written Examination for Persons with Benchmark Disabilities*” issued by the Ministry of Social Justice & Empowerment vide Office Memorandum No. F.No. 34-02/2015-DD-III dated 29<sup>th</sup> August, 2018, the following provisions would be available to the Candidates with Benchmark Disabilities, as defined in Section 2(r) of the Rights of Persons with Disabilities (RPwD) Act, 2016.
- (ii) A *person with benchmark disability*, as defined in Section 2 (r) of the RPwD Act, “means a person with not less than 40 percent of a specified disability where specified disability has not been defined in measurable terms and includes a person with disability where specified disability has been defined in measurable terms, as certified by the certifying authority”.

The Candidate claiming to be a PwBD for availing the benefits / facilities needs to submit a certificate as per the format given on **Annexure-XI**.

- (iii) A *specified disability*, as defined in Section 2 (zc) of the RPwBD Act, means the *disabilities as specified in the Schedule* of the said Act, which includes:
  - (a) Locomotor Disabilities: Leprosy, Cerebral Palsy, Dwarfism, Muscular Dystrophy, Acid Attack Victims;
  - (b) Visual Impairment: Blindness & Low Vision;
  - (c) Hearing Impairment: Deaf & Hard of Hearing;

- (d) Speech & Language Disability;
  - (e) Intellectual Disability: specific learning disability (dyslexia, dysgraphia, dyscalculia, dyspraxia & developmental aphasia), autism spectrum disorder;
  - (f) Mental illness;
  - (g) Chronic Neurological Conditions: Multiple sclerosis, Parkinson's diseases;
  - (h) Blood Disorder: Haemophilia, Thalassemia, Sickle cell diseases;
  - (i) Multiple Disabilities: more than one of the specified disabilities including deaf blindness
- (iv) In case of candidates with benchmark disabilities in the category of blindness, locomotor disability (both arm affected-BA) and cerebral palsy, **the facility of scribe/reader shall be given, if so desired by them.**
- (v) In case of other category of persons with benchmark disabilities (the Schedule of the said Act may be referred to), the provision of scribe/reader can be allowed (if they so desire) on production of a certificate to the effect that the person concerned has physical limitation to **write (use the mouse in case of CBT) and scribe is essential to write examination on his behalf**, from the Chief Medical Officer/Civil Surgeon/Medical Superintendent of a Government health care institution as per proforma at **(ANNEXURE–XII)**.
- (vi) Such candidates will have the discretion of bringing his/her own scribe/reader or may opt to have Scribe/Reader from NTA or through any of its authorised Institute/Agency/Personnel involved in the examination.
- (vii) An eligible PwBD candidate, desirous of having facility of scribe/reader, shall have to mention his/her appropriate PwBD category in the relevant column of the application form and have also to record as to whether he/she will have his/her own arrangement of scribe/reader or it has to be arranged by NTA or through any of its authorised Institute/Agency/Personnel.
- (viii) The qualification of the scribe shall be one step below the qualification of the candidate taking the examination. The persons with benchmark disabilities opting for own scribe/reader should submit details of the own scribe as per proforma at **(ANNEXURE–XIII)**.
- (ix) In case a PwBD candidate who has opted for the scribe/reader from NTA or through any of its authorised Institute/Agency/Personnel, the Centre Superintendent shall arrange a meeting of the candidate with scribe/reader, a day before the examination, for giving him/her a chance to check/verify whether the scribe/reader is suitable or not.
- (x) Compensatory time of not less than 20 minutes per hour of examination shall be given to a candidate allowed to use scribe/reader. If the examination is 03 hours duration, the compensatory time shall be 01 hour. In case the duration of the examination is less or more than 03 hours, the compensatory time shall be on pro-rata basis.

As far as possible, the examination for Person(s) with Disabilities should be held at the ground floor.



## CHAPTER-3 ELIGIBILITY CRITERIA AND QUALIFICATIONS

### 3.1 General Eligibility Criteria to appear in AIEEA (UG)- 2021

The eligibility qualifications for various degree programmes with the list of subjects is enlisted at (Annexure-IV).

### 3.2 Qualifying Examination at 10+2 Level

1. In order to appear in AIEEA (UG) 2021, Indian national candidates must have passed 10+2 Senior Secondary Examination of the Central Board of Secondary Education or any other examination within scope and standard found to be equivalent to the Senior Secondary Examination of a recognised Indian Board/University (**Annexure VI**), with minimum prescribed marks/grade, after a period of 12 years of study. The medium of instruction in the admitting University will be English.
2. Candidate must have passed any one of the qualifying examinations enumerated above securing not less than 50% marks in aggregate for General, OBC (NCL), UPS, EWS categories and 40% marks in aggregate for SC, ST, Third Gender, PwD categories. There will be no rounding-off of the OGPA/percentage of marks of qualifying examination while deciding the basic eligibility of any candidate for admission e.g. if a candidate obtained 49.99% marks in his/her qualifying examination, then it will not be rounded-off to 50%.
3. Candidate having a compartment/supplementary in any of the subjects will not be eligible unless proof of having cleared the examination with requisite percentage as above is available.
4. Candidate already appeared in the qualifying examination enumerated above, can also apply but would be required to submit evidence of having satisfied the conditions latest at the time of counselling/admission in the allotted university.
5. Candidate must ensure that he/she fulfills the eligibility requirements for the examination as well as admission as detailed in the Information Bulletin. Applying for AIEEA (UG) 2021, appearing in the examination and qualifying the same does not necessarily mean acceptance of eligibility. The applicant for a particular Subject must satisfy the eligibility criteria as specified in this Information Bulletin (or its amendments/corrections from time to time).

- No certificates are required to be uploaded along with the Application Form at the time of online submission.
- The documents/certificates etc., shall be verified directly at the time of admission in the admitting university. In case the candidate is found not-eligible at any stage, his/her candidature would be summarily rejected and admission will be cancelled.

NOTE: Candidates must note that all applicants shall be bound by the conditions as laid down in this Information Bulletin, and the rules and regulations as enshrined in the admitting University Act, Statutes, Ordinances, notifications and guidelines issued from time to time. It is the sole responsibility of the candidate to ensure that he/she entirely fulfills the specified eligibility before appearing in the examination.

The candidate must ensure that all the eligibility conditions as laid down in the Information Bulletin are fulfilled *in toto* by him/her, including the minimum age limit, percentage of marks obtained in the 10+2 examination, relevant certificates, etc. and final result in hand at the time of counseling/admission in the university. Please note that ICAR/University will NOT be held responsible for denial of admission to non-eligible candidates.

### 3.3 Age Limit

Indian Nationals of at least 16 years of age as on 31.08.2021 are eligible to apply for the examination. No relaxation is admissible regarding the minimum age limit.

## CHAPTER-4

### REGISTRATION AND APPLICATION PROCESS

NTA is the examination conducting body and its scope is limited to conducting the examination and declaration of the Result /Merit List as per the criteria prescribed. Candidates must note that they shall be bound by the conditions as laid down in this Information Bulletin as well as the and the Statutes, Ordinances, Notifications, Rules, Regulations and Guidelines of the admitting University / Deemed University / Institute, issued from time to time. It is the sole responsibility of the candidate to ensure that he/she fulfills the specified eligibility in toto before filling up the online application form and appearing in the examination.

#### 4.1 Examination Cities for AIEEA (UG) 2021

The Examination Cities where the AIEEA (UG) 2021 will be conducted are given in **(Annexure- I)**. While applying candidates have to select any **four cities** of their choice for AIEEA (UG) 2021. The efforts will be made to allot city of examination to the candidates in order of the choice opted by them in their application form. However, due to administrative reasons, a different city of nearby area may be allotted.

- NTA reserves the right to allot a candidate to a near by exam city, other than the one opted by him/her, if need be, depending on administrative exigencies.
- NTA reserves the right to cancel/ merge any exam city/centre if need be, depending on administrative exigencies.
- **The Examination City Centre, once opted, shall not be changed.**

The decision of the NTA regarding allotment of Centre, Date and Shift shall be final. No further correspondence or request shall be entertained in such case.

#### 4.2 Applying Online and Submission of Application Form

The online submission of Application Form for AIEEA (UG)-2021, uploading of scanned photograph and signatures may be made at website [www.nta.ac.in](http://www.nta.ac.in), <https://icar.nta.ac.in>. The candidates should complete all the required details while filling up the online form. On submission of details and required fee, a Confirmation Page with Application Number shall be generated. Candidates are required to take printout of Confirmation Page and keep it for reference.

In order to appear in AIEEA (UG)-2021, the candidates are required to apply online as per procedure detailed below. Before filling and submitting the online form, candidates should download the Information Bulletin and Replica of Application Form; and read them carefully. Candidates must follow the instructions strictly as given in the Information Bulletin and on NTA website. Application Forms not complying with the instructions are liable to be rejected.

Candidates must keep following information ready before filling online Application Form:-

- Govt Identity Details like Aadhaar Number (last 4 digits)/Election Card (EPIC No.)/Passport number/Ration Card Number/ Bank Account Number/PAN Number/ Other valid Govt Ids.
- Address for communication, Mobile Number, email id, etc.
- Scanned images of latest Photograph (size of 10 kb to 200 kb) in JPG/ JPEG format only
- Scanned image of Signature (size of 4 kb to 30 kb) in JPG/ JPEG format only
- Scanned image of Thumb impression (Male-Left, Female-Right, size of 3kb to 30 kb) in JPG/JPEG format only.
- Bank Account details for payment of Fee, for uploading as part of submission of online application.

### 4.3 Replica of the Application Form

The Replica of the AIEEA(UG)-2021 Application Form or Format is available at **Annexure-VIII**.

### 4.4 Four Steps to Complete the Application Process

Application Form may be submitted in four simple steps:

<b>Step 1</b>	<b>Apply for Online Registration using unique Email ID and Mobile No.</b>
<b>Step 2</b>	Fill in the <b>Online Application Form</b> and <b>note down the system generated Application No.</b>
<b>Step 3</b>	Upload scanned images of Candidate's Photograph (file size: 10 kb - 200 kb), Candidate's Signature (file size: 4kb – 30kb) and Thumb Impression (file size: 3kb – 30 kb) in JPG/JPEG format.
<b>Step 4</b>	Pay fee using <b>SBI/Canara/HDFC/ICICI Bank/Paytm Payment Gateway</b> through <b>Debit Card/Credit Card/Net-Banking/UPI</b> and keep proof of fee paid. In case the Confirmation Page is not generated after payment of fee then the transaction is cancelled, and amount will be refunded to the candidate's account. However, the candidate has to make another transaction, in case the Confirmation Page is not generated.
<p>❖ Download, save and print copies of Confirmation Page after successful remittance of fee and keep copies safely for future reference.</p> <p>❖ All the 4 Steps can be done together or at separate times.</p>	
<p><b>Note:</b></p> <ol style="list-style-type: none"> <li>1. The final submission of Online Application Form will remain incomplete if Step-3 and step-4 are not complete. Such forms will stand rejected and no correspondence on this account will be entertained.</li> <li>2. No request for refund of fee once remitted by the candidate will be entertained by NTA under any circumstances.</li> <li>3. The entire application process of ICAR-AIEEA (UG)-2021 is online, including uploading of scanned images, Payment of Fees, and Printing of Confirmation Page. <b>Therefore, candidates are not required to send/submit any document(s) including Confirmation Page to NTA/ICAR through Post/ Fax/ E-mails /by Hand.</b></li> </ol>	

#### 4.5 Application Fee Payable by the Candidates of Various Categories:

General/Unreserved	Rs. 770/-
OBC-NCL*/ UPS**/EWS***	Rs. 750/-
SC/ ST/ PwBD / Transgender	Rs. 375/-
Applicable Service/Processing charges & GST are to be paid by the candidate.	

\* Other Backward Classes-Non Creamy Layer as per the central list of Other Backward Classes available on National Commission for Backward Classes (NCBC), Government of India website [www.ncbc.nic.in](http://www.ncbc.nic.in). Only the candidates falling in this list may mention OBC in the Category Column. State list OBC candidates who are not in OBC-NCL (Central List) **must** choose **General/Unreserved**.

\*\* Candidates of Remote and Underprivileged States must check their eligibility.

\*\*\*As per the OM No. 20013/01/2018-BC-II dated January 17, 2019 issued by the Ministry of Social Justice and Empowerment and the OM No. 12-4/2019-U1 dated 17.01.2019 regarding implementation of reservation for Economically Weaker Sections (EWSs) for admission in Central Educational Institutions.

#### 4.6 Method of Fee Payment

After completing Step 2 of Online Application Form, candidates may remit the examination fee (Step 3) by choosing the following options:

1. Through Debit/Credit card – Candidates need to check the validity of the Debit/Credit Card, while logging on to website for submitting Application Form. Candidate should enter the information asked for and make the required payment through Debit/Credit Card.
2. Through Net Banking - Check the balance in account and keep all credentials ready while logging on to website for submitting Application Form. Candidate should Login with his/her credentials of net banking and make payment through Net Banking.
3. Through UPI/Paytm.

Note: In case, the fee payment status is not 'OK' the candidates are advised as following:

1. If the fee is paid through credit/debit card and status is not OK, it means the transaction is cancelled. Therefore, such candidates have to pay the fee once again and ensure the OK fee status.
2. For cancelled transactions, the amount will, automatically, be refunded to concerned credit/debit card within 15 days of last date of submission of Application Form.

Generation of Confirmation Page confirms the final submission of Application Form. If Confirmation Page has not been generated, this means that Application Form has not been submitted successfully.

NOTE: The fee difference on account of change of category by the candidate during correction of particulars in online application form shall have to be paid mandatorily by the candidate.

## 4.7 Instructions to be followed while Applying

### Step I: Registration

**Fill in the basic information and note down the system generated Application No.**

**(i) Candidate's Name/ Mother's Name/ Father's Name:**

Provide Candidate's Name, Mother's Name, Father's Name as given in the Secondary School Examination or equivalent Board/ University Certificate in **capital letters**

**(ii) Date of Birth: dd/mm/yyyy**

Provide Candidate's date of birth as recorded in Secondary School Examination or equivalent Board certificate.

**(iii) Mobile Number and e-mail Address :**

Candidates must provide own Mobile Number and e-mail address.

**Note: Only one e-mail address and one Mobile Number are valid for one application**

### Step II: Complete the Application Form

**Fill in the complete Application Form**

(i) **Other Backward Classes (OBC)- Non Creamy Layer** as per the central list of Other Backward Classes available on National Commission for Backward Classes (NCBC), Government of India website ([www.ncbc.nic.in](http://www.ncbc.nic.in)). Thus, the candidates falling in this list may mention OBC in the Category Column. State list OBC Candidates who are not in OBC-NCL (Central List) must choose General.

(ii) Economically Weaker Section (EWS) - As per the OM No. 20013/01/2018-BC-II dated January 17, 2019 issued by the Ministry of Social Justice and Empowerment and the OM No. 12-4/2019-U1 dated 17.01.2019 as well as the Letters No 35-2/2019-T.S.I dated 21.01.2019, 01.02.2019, 04.02.2019 and 15.02.2019 of MHRD Department of Higher Education regarding implementation of reservation for Economically Weaker Section (EWS) for admission in Central Educational Institutions.

(iii) Provide complete postal address with PIN Code (Mailing Address as well as Permanent Address) for further correspondence. PIN code of Correspondence Address should be given in the space provided for this purpose.

**Note: The NTA shall not be responsible for any delay/loss in postal transit or for an incorrect Correspondence address given by the Applicant in the Application Form.**

(iv) **Choice of Examination Cities:** The candidate should select **any four cities** of their choice for examination of **ICAR-AIEEA (UG) 2021** given at ([Annexure-I](#)).

(v) **Under no circumstances the choice of cities for Centre and ICAR-AIEEA-UG subject filled in the Application Form shall be changed by the NTA.**

### Step III: Uploading of scanned photograph, signature and Thumb Impression

#### (i) Candidate's Photograph

- The photograph must be taken recently. Photograph should not be with cap or goggles. 80% of the face should be clearly visible, with a white background.
- Spectacles are allowed if being used regularly.
- Polaroid and Computer-generated photos are not acceptable.
- Applications not complying with these instructions or with unclear photographs are liable to be rejected.
- Candidates may please note that if it is found that photograph uploaded is fabricated i.e. de-shaped or seems to be hand-made or computer made, the form of the candidate will be rejected and the same would be considered as using unfair means and the candidate would be dealt with accordingly.
- Application without photograph shall be rejected. The photograph need not be attested.
- Candidates are advised to take 6 to 8 passport size colour photographs with white background.
- Passport size photograph is to be used for uploading on Online Application Form and also for pasting on Attendance Sheet at the examination centre.
- **The candidate should scan his/her passport size photograph for uploading. File size must be between 10 kb to 200 kb.**

#### (ii) Candidate's Signature

The candidates are required to upload their full signature in **running handwriting** in the appropriate box given in the Online Application Form. Writing full name in the Box in Capital letters would not be accepted as signature and the Application Form will be rejected. Further, unsigned Online Application Forms will also be rejected.

- **The candidate should put his full signature on white paper with Black Ink pen and scan for uploading.**
- File size must be between 4 kb to 30 kb.

*Note: Candidate must ensure that the uploaded images are clear and proper.*

#### (iii) Candidate's Thumb Impression

- The candidates are required to upload their Thumb Impression in the appropriate box given in the Online Application Form.
- Males have to use Left Thumb Impression and Females have to use Right Thumb Impression
- File size must be between 3 kb to 30 kb.



#### Step IV: Payment of Fee and Status of receipt of Online Application Form with Fee

The final Confirmation of payment of Fee and the receipt of online transaction will be displayed in the Confirmation Page of AIEEA-UG (2021) application. The candidature of the candidate, whose fees has not been received upto the prescribed last date, will not be considered for the examination. In case the candidate has paid the fee but is still not able to download the Confirmation Page, the candidate should approach the Help Line between 10.00 am and 5.00 pm on working days with the following documents for correction and considering his/her candidature for the examination.

- (i) Proof of fee paid (Photocopy of transaction slip of fees paid through Debit/Credit Card and Net Banking/Paytm). In case, the fee has not been remitted within the prescribed last date, the application would be treated as incomplete/unsuccessful and it shall not be considered.
- (ii) The fee difference on account of change of category by the candidate during correction of particulars in online application form shall have to be paid mandatorily by the candidate.
- (iii) No request regarding non-receipt of Online Application Form/Fee would be entertained by the NTA after the specified date.
- (iv) Candidates are advised to keep visiting the NTA website regularly for latest updates. Candidates should check their mailbox for the given email IDs and SMS in their registered Mobile Number for latest updates and information.

#### (a) Check List for filling the Online Application Form:

The candidates are advised to ensure the following points before filling the Online Application Form:

- (i) That they fulfill the eligibility conditions for the Test as prescribed under the heading '**General Eligibility Criteria**' and '**Age Limit**'.
- (ii) That they have filled their **category** viz *General/OBC (Non-Creamy Layer)/SC/ST/EWS/PwD/Third Gender*, in the relevant column correctly.
- (iii) That they have selected their domicile state code (**Annexure-II**) carefully.
- (iv) That the *Person with Disability (PwD)* candidate has selected the relevant column in the Online Application Form.
- (v) That they have downloaded and kept a Printout of Application Form (Confirmation Page) for their own record and **future** usage.

#### (b) Important Points to Note:

- (i) In order to appear in ICAR-AIEEA (UG)-2021, the candidates are required to apply '**online**'. **The Application Form other than online mode shall not be accepted.**
- (ii) The Candidates should fill their complete postal address with PIN Code for further correspondence. **The NTA/ICAR shall not be held responsible for any loss due to incorrect address given by the applicant in the Online Application Form.**

- (iii) The Candidate must ensure that e-mail address and Mobile Number provided **in the Online Application Form are their own (which cannot be changed later)** as communication may be sent by NTA through e-mail or SMS.
- (iv) The Candidate should not give the postal address, Mobile Number or e-mail ID of Coaching Centre in the Online Application Form.  
In order to appear in ICAR-AIEEA (UG)-2021, the candidates are required to apply 'online'. **No change will be accepted through offline mode i.e. through fax/application including e-mail etc.**
- (v) Online submission of application may be done by **accessing the NTA official website: <https://icar.nta.ac.in/>.**
- (vi) The candidates, before submitting the Online Application Form, shall ensure their eligibility to appear in the test. The candidate is not required to give any option for Agricultural Universities for admission at the time of filling up online Application Form. The admission/allotment of seat will be made through online counselling on the basis of merit-rank and fulfilment of other eligibility requirements.
- (vii) **Online Application Form cannot be withdrawn once it is submitted successfully.**
- (viii) A candidate is allowed to **submit only one Application Form. If a candidate submits more than one Application Form, the candidature is likely to be cancelled.**
- (ix) **Request for change in any particular in the Application Form, shall not be entertained under any circumstances.**

**Note:** *However, a chance will be given to the candidates to correct/modify/edit some of the particular(s) of the Application Form online only, through the correction window.*

- (x) The Centres (Cities) indicated for the entrance examination by a candidate is only an option. The actual Centre and shift shall be allotted by NTA and it shall be final. No correspondence in this regard shall be entertained. **It is mandatory for candidates to select all four choices.**
- (xi) Selection of a candidate in the test is provisional subject to being found otherwise eligible for admission.
- (xii) In case a candidate is found providing incorrect information or the identity is proved to be false at any time in the future, the candidate shall face penal action as per the law.
- (xiii) The Candidates are not required to send/submit the Confirmation Page of Online Application Form to the NTA/ICAR. However, they are advised to retain the following documents with them as reference for future correspondence:
  - ❖ Copy of the Confirmation Page of Online Application Form.
  - ❖ Proof of fee paid
  - ❖ Photographs **(same as uploaded on the Online Application Form)**
- (xiv) **The name on the Govt. photo ID must match with the name as shown on the Admit Card. If the name has been changed due to events such as marriage, candidate must show the relevant document like Marriage Certificate/Divorce/Decree/Legal Name Change Document at the time of examination.**
- (xv) In case of any technical issue or due to a natural disaster, if an exam in a particular

shift/subject has to be rescheduled, NTA may follow the process of normalization of the two test forms as per the policy (**Annexure-X**).

(xvi) If a candidate at any stage is found to have furnished incorrect information or deliberately suppressed any material information, his/her candidature/admission will be rejected/cancelled as soon as it comes to the notice of either NTA or ICAR or the university concerned.

**(c) Provision of Aadhaar:**

The Aadhaar number is only one of the types of identification and is not mandatory. Candidates may also enter Passport number, Ration Card number, Bank Account number or any other valid Government identity number.

#### **4.8 Admit Card for AIEEA (UG)-2021**

- The Admit Card is issued provisionally to the candidates, subject to their satisfying the eligibility conditions.
- The candidate has to download the Admit Card from the NTA website and appear for the Examination at the given Centre strictly as per the Date and Shift (Timing) indicated on the Admit Card.
- No candidate will be allowed to appear at the examination center, on Date and Timings other than that allotted to them in their Admit card.
- **The candidates are advised to read the instructions on the Admit Card carefully and follow them during the conduct of the examination.**
- In case of any discrepancy in the particulars of the candidate or his/her photograph and signatures shown in the Admit Card and Confirmation Page, the candidate may immediately approach the Help Line between 10:00 am and 5:00 pm. In such cases, candidates would appear in the examination with the already downloaded Admit Card. However, NTA will take necessary action to make correction in the record later.

**The Examination City Centre, once opted, shall not be changed. The admit card will be uploaded on NTA website [www.nta.ac.in](http://www.nta.ac.in), <https://icar.nta.ac.in>. Please check the admit card carefully for your Roll No., Name, Subject, Date of Birth, Gender, Examination Centre Name, City, and Category, etc. In case of any problem related to Admit card, please contact the given helpline numbers between 10:00 am and 5:00 pm.**

**Note:**

- Candidate may please note that Admit Cards will not be sent by post.*
- In no case, the duplicate Admit Card for AIEEA(UG)-2021 would be issued at the Examination Centres.*
- Candidate must not mutilate the Admit Card or change any entry made therein.*
- Candidates are advised to preserve their Admit Cards in good condition for future reference and verification during Counseling.*
- No Admit Card shall be issued to the candidates whose Applications are found to be incomplete for any reasons (including indistinct/ doubtful photographs/unsigned Applications)*
- Issue of Admit Cards, however, shall not necessarily mean acceptance of eligibility which shall be further scrutinized at subsequent stages of admission process*

## CHAPTER-5 CONDUCT OF THE EXAMINATION

### 5.1 Important Instructions for the Candidates

Candidates MUST bring the following documents on the day of examination at the test centre. Candidates who will not bring these will not be allowed to appear in the examination.

- I. Print copy of Admit Card downloaded from NTA website
- II. One passport size photograph (same as uploaded on the Online Application Form) for pasting on the specific space in the attendance sheet at the Centre during the Examination
- III. Any one of the authorized Govt photo IDs (original, valid and non-expired), viz. PAN card/ Driving License/ Voter ID/ Passport/ Aadhaar Card (With photograph)/ Aadhaar Enrolment No/ Ration Card
- IV. PwBD certificate issued by the Competent Authority, if claiming the relaxation under PwBD category

**Note: The name on the photo identification must match with the name as shown on the Admit Card.**

If the name has been changed due to events such as marriage, candidate must show the relevant document like Marriage Certificate/Divorce/Decree/Legal Name Change Document at the time of examination.

1. The candidates shall report at the Examination Centre **at the time indicated on their respective Admit Cards.**
2. Registration desk will close 30 minutes prior to commencement of the examination. Candidates shall not be permitted to enter the Examination Centre after the gate closing time indicated on the Admit Card.
3. The candidates are advised to read the instructions on the admit card carefully and follow them during the conduct of the examination.
4. A seat indicating Roll No. will be allotted to each candidate. Candidates should take their seat immediately after opening of the examination hall. If the candidates do not report in time due to any reason i.e. traffic jam, train/bus delay etc., they are likely to miss some of the general instructions to be announced in the Examination Rooms/Halls. The NTA shall not be responsible for any delay.
5. The candidate must show, on demand, the Admit Card downloaded/printed from the NTA website for admission in the examination room/hall. The Test Centre Staff on duty is authorized to verify the identity of candidates and may take steps to verify and confirm the identify credentials. Candidates are requested to extend their full cooperation. A candidate who does not possess the valid Admit Card shall not be permitted for the examination under any circumstances by the Centre Superintendent. Candidates should find and sit on their allocated seat only. Any candidate found to have changed room/hall or the seat on his/her own other than allotted would be considered as a case of UnFairMeans and the candidature shall be cancelled and no plea would be accepted.

6. The candidate should ensure that the question paper available on the computer is as per the Subject opted by him/her in the application form and as indicated on the Admit Card. In case, the Subject displayed on the computer is different from the one opted by him/her, the same must be immediately brought to the notice of the Invigilator concerned.
7. Candidates are not allowed to carry any baggage inside the Examination Centre. NTA will not be responsible for any belongings stolen or lost at the premises.
8. Candidate shall appear at their own cost at the Centre on Date and shift as indicated in their Admit Card issued by the NTA. Under no circumstances the choice of cities for centre and shift provided in the Admit Card shall be changed.
9. No candidate, without the special permission of the Centre Superintendent or the Invigilator concerned, will leave his/her seat or Examination Room/Hall until the full duration of the paper is over. Candidates must follow the instructions strictly as instructed by the Centre Superintendent/Invigilators. Candidates should not leave the room/hall without handing over their rough sheets to the Invigilator on duty in the Room/Hall.
10. Candidates should not be in possession of any material listed in the list of prohibited material.
11. All calculations/writing work are to be done only in the rough sheet provided at the centre in the examination Room/Hall and on completion of the test candidates must hand over the rough sheets to the Invigilator on duty in the Room/Hall.
12. The candidates must sign and paste the photograph on the Attendance Sheet at the appropriate place.
13. The candidates are governed by all Rules and Regulations of the NTA with regard to their conduct in the Examination Hall. All cases of **Unfairmeans** will be dealt with as per rules.

## 5.2 Prohibited Materials

Candidates are not allowed to carry any textual material, Calculators, Docu Pen, Slide Rules, Log Tables and Electronic Watches with facilities of calculator, printed or written material, bits of papers, mobile phone, Blue-tooth devices, pager or any other electronic gadget/ device etc.

- The candidates are prohibited to bring any kind of electronic gadgets/device in the examination room/hall.
- If any candidate is in possession of any of the above item, the same will be seized, his/her candidature treated as unfair means and this will lead to cancellation of his/her current examination besides debarring him/her from appearing in future examination(s).
- Smoking, chewing gutka, spitting etc. in the Examination Room/Hall is strictly prohibited.
- Instrument/Geometry/Pencil box, Handbag, Purse, Any kind of Paper/ Stationery, Eatables/snacks and Tea/coffee/cold drinks/Water (loose or packed), Mobile Phone/ Ear Phone/Microphone/Pager, Calculator, Camera, Tape Recorder, any metallic item or electronic gadgets etc. are NOT allowed in the examination Room/Hall.

***Diabetic students will be allowed to carry eatables like sugar tablets/fruits (like banana/ apple/orange) and transparent water bottle to the examination hall. However, they will not be allowed to carry packed foods like chocolate/candy/sandwich etc.***

### 5.3 Unfair Means

- (i) If Candidates are found to be in possession of any of the following items, their candidature will be treated as cancelled and will be debarred for future examination(s). The items/material will be seized and the case treated as one of 'unfairmeans'.

Any textual material, Calculators, Docu Pen, Slide Rules, Log Tables and Electronic Watches with facilities of calculator, printed or written material, bits of papers, mobile phone, Blue-tooth devices, pager or any other electronic gadget/device etc.

- (ii) Candidates shall maintain perfect silence and attend to their Question Paper only. Any conversation or gesticulation or disturbance in the Examination Room/Hall shall be deemed as misbehavior.
- (iii) Candidates must not obtain or attempt to obtain or give assistance of any kind during the examination. This will entail expulsion and cancellation of candidature for the examination.
- (iv) If a candidate is found using unfairmeans or impersonating, his/her candidature shall be cancelled and he/she will be liable to be debarred for taking examination either permanently or for a specified period according to the nature of offence.

**Important: For those who are unable to appear on the scheduled date and time of test for any reason, re-test shall not be held by the NTA under any circumstances**

## **Chapter-6**

### **PROCEDURE FOR APPEARING IN COMPUTER BASED TEST (CBT)**

The major examinations being conducted by NTA will be Computer Based Test (CBT). A CBT requires candidates to sit in front of a computer terminal (node) allocated to them against their Roll number and Admit card. After logging the candidate will get detailed instructions for the examinations. At the designated time of start of examination, the candidates will be able to proceed and see the questions on the computer screen using the computer mouse. Candidates will have the option to change/modify/edit/answers already entered any time during the examination.



## CHAPTER-7

### PROCEDURE OF DECLARATION OF RESULT

#### 7.1 Display of Attempted Question Paper and Provisional Answer Key for Challenges

- The NTA will display Attempted Question Paper along with Provisional Answer Key of the questions on the NTA website [www.nta.ac.in](http://www.nta.ac.in), <https://icar.nta.ac.in/> to provide an opportunity to the candidates to challenge the Answer Key. The Answer Keys are likely to be displayed for **three days**.
- The Candidates will be given an opportunity to make a challenge online against the Answer Key on payment of a non refundable fee of Rs 200/- per question challenged as processing charges.
- The NTA will also display the recorded responses of all the candidates and their attempted question paper on the NTA website prior to declaration of result. The recorded responses are likely to be displayed for **three days**.
- Decision of NTA on the challenges shall be final and the result will be declared on the basis of final answer keys.

#### 7.2 Declaration of Result

- The result of the AIEEA (UG)-2021 Examination will be placed on the NTA website [www.nta.ac.in](http://www.nta.ac.in), <https://icar.nta.ac.in/>. No separate intimation will be made to candidates who fail to qualify in this examination. No queries in this regard, whatsoever, will be entertained from such candidates.
- All announcements related to the conduct of Competitive examination including issue of examination notification, admit card information, examination result would be available at NTA website [www.nta.ac.in](http://www.nta.ac.in), <https://icar.nta.ac.in/>.
- **The candidates are advised to be vigilant about the announcements on the NTA websites as the NTA would not be responsible for non-receipt of any information.**
- Single overall merit-rank list shall be prepared by ICAR. In the event of tie/candidates getting equal marks in the Entrance Examination, relative merit will be determined in the following order:
  - (i) on the basis of marks obtained in the main subjects Mathematics (PCM)/Biology (PCB)/Agriculture (ABC/PCA) in AIEEA-UG Examination.
  - (ii) the candidate scoring less negative marks will be rated higher in merit.
  - (iii) the candidate higher in age would be rated higher in merit.
  - (iv) candidate with higher %age/CGPA score in Class X examination would be rated higher in merit.
- **Categeory-wise final merit list for counselling shall be prepared based on the reservation category information given by the candidate in Online Application Form.**
- The result of the entrance examination would be available in terms of overall merit-rank

obtained by the candidate declared eligible for registration and choice filling for counseling.

- No separate intimation about non-selection in AIEEA (UG)-2021 examination and marks obtained therein, will be sent to the candidate and no correspondence (Letter/Fax/E-mail, etc.) in this regard will be entertained.

### **7.3 NTA process of Error and Scoring related Exception Handling**

As per AIEEA-UG specifications all questions in the test papers are MCQs with only one correct answer. If any anomaly or discrepancy is found during key verification, it shall be addressed in the following manner:

1. If two/three options are found to be correct post challenge or during key verification - Marks to be awarded to only those candidates who have marked any of the correct options.
2. If all options are found to be correct – Full marks to be awarded to all candidates.
3. If none of the options is correct/Question is found to be wrong/invalid – Question to be dropped and full marks to be awarded to all candidates.

### **7.4 Percentile score and Normalization procedure:**

- (i) For multi-shift papers, raw marks obtained by the candidates in different shifts/sessions will be converted to NTA Score (percentile).
- (ii) The detailed procedure on NTA Score being adopted is available on **Annexure-X** under Normalization procedure based on Percentile Score.
- (iii) In case a subject test is conducted in multi-shifts, NTA Score will be calculated corresponding to the raw marks obtained by a candidate. The calculated NTA Score for the Raw Marks for all the shifts/sessions will be merged for further processing for deciding the allocation.
- (iv) In the events of the percentiles for the multi-shifts being dissimilar /unequal, the lowest will be the eligibility cut-off for that category for all candidates (i.e. all shifts).

For Example: In an examination held in two shifts, if the 40% marks correspond to a Percentile score of 78 in Shift 1 and 79 in Shift 2, then all those equal to or above 78 percentiles (Percentile score of 100 to 78) in both shifts will become eligible in General Category. Similar method will be adopted for the other categories to determine eligibility cut-offs. In case the examination is held in more number of shifts the same principle shall apply.

### **7.5 No Rechecking or Re-evaluation Policy**

No representation for re-evaluation/re-checking of answer scripts shall be entertained after the declaration of results, because candidates are given opportunity to evaluate their own recorded

responses and challenge discrepancies, if any before finalizing final answer key and declaration of the result.

## **7.6 Counselling**

Candidates declared eligible for registration and choice filling for counselling by ICAR will only be considered for allocation of subject and the Agricultural University. The schedule for counseling will be notified separately on ICAR website ([www.icar.org.in/www.icarexam.net](http://www.icar.org.in/www.icarexam.net)) after declaration of result. The admission and scholarship would be granted only when the candidate seeks admission through counselling conducted by ICAR.

## **CHAPTER -8**

### **Special Instructions Regarding COVID-19**

#### **8.1 Implementation of GoI Guidelines**

NTA will implement Social Distancing measures as per Government of India Guidelines in current scenario of COVID-19 to ensure health & safety of the candidates. Adequate measures are implemented for safety of all without compromising the high standards, sanctity, and fairness in conduct of the examination. Candidates are also required to adhere to Guidelines and new process for Social Distancing and hygiene to ensure safety & health of their own and fellow candidates.

#### **8.2 Preparation at Centre**

- a) Standard Operating Procedures for implementing safety precautions and for maintaining required standard of hygiene will be implemented. Before the exam starts, Seating Area will be thoroughly sanitized- exam rooms, desk, chair etc. All door handles, staircase railing, lift buttons, etc will be disinfected.
- b) Gap between 2 seats will be maintained as per GOI guidelines.
- c) Hand Sanitizer will be available at entry and inside the exam venue at various places for candidates and Centre staff to use.
- d) Thermo guns will be available to check body temperature of candidates.
- e) The room/hall number will be informed to the candidates at the registration room.
- f) It is ensured that all the processes are touch free, to the maximum possible extent, to ensure Social Distancing norms.
- g) Candidate is required to reach Centre as per the Reporting/Entry time at Centre given in the Admit Card to avoid any crowding at the Centre at the time of entry and to maintain social distancing.
- h) All exam functionaries will wear mask and gloves at all points of time.
- i) 5 sheets of A4 size will be kept on the desk of each candidates for doing rough work.

#### **8.3 Pre-exam Preparation**

- a) Candidate to check Reporting/ Entry time at Centre given in the Admit Card and to reach Centre as per Reporting Time only to avoid any crowding at the Centre at the time of entry and to maintain social distancing.
- b) Candidate should fill Admit card and Undertaking thereon as per instructions contained in the admit card, completely and properly.
- c) Candidates will be permitted to carry only the permitted items with them into the venue.

#### 8.4 At time of Entry

- a) Candidates should avoid coming with more than one escort (parent/guardian). Escorts shall remain outside the gate during the conduct of the examination and therefore it shall be their responsibility to maintain all health and safety norms with respect to COVID-19.
- b) Candidates need to maintain a space of at least 6 feet from each other at all times. Queue manager / ropes and Floor Marks will be arranged outside the Centre.
- c) Room number will not be displayed outside the Centre to avoid any crowding at any one place in any situation.
- d) Candidates will be required to sanitize hands by washing with soap and with Hand Sanitizer before entry in Centre. Hand sanitizer will be available at various locations in the Centre
- e) Candidate should bring duly filled in Admit Card and Undertaking thereon as per instructions contained in the admit card.
- f) They should not bring prohibited items to exam Centre as there are no arrangements available for their safe keeping.
- g) Candidates are permitted to carry drinking water in a transparent water bottle, a small bottle of sanitiser (50 mg), face masks and gloves.
- h) Candidates will be ushered in batches of 10 girls/boys into two different registration rooms, where thermal scanning will be carried out at the entry to that room.
- i) If the body temperature is higher than the COVID-19 norms, candidate would be required to take the exam in a separate room. Candidates are required to strictly adhere to instructions provided by Centre staff.
- j) All processes such as checking of temperature using thermo guns, frisking and verification of documents including admit card will be done inside the registration room.
- k) Contact free frisking will be carried out using Hand Held Metal Detectors.
- l) Candidate will display the following documents for verification to the exam functionary (invigilator on duty) standing across the table.
  - Admit card along with the undertaking with passport size photograph and thumb impression affixed thereon
  - Original and valid Identity proof
  - One additional photograph for affixing on the attendance register
- m) Candidate will be offered a fresh 3 Ply mask before entry. In order to stop chances of any UFM being used in the examination, the candidate is expected to wear the freshly provided mask at the Centre. The candidate will be required to remove the mask worn by him/ her from home and use only the mask provided at Centre, in the exam hall.
- n) Invigilator on duty insider the registration room would check the admit card, ID proof etc and direct the candidate to his exam room in batches of 5 each to maintain safe distance as per the social distancing norms.

- o) A candidate will be denied permission to appear in the examination, if he/ she violates the COVID-19 directives/advisories of Government (Central/State) applicable on the day of exam and instructions mentioned in the Admit Card.

### **8.5 During Examination**

- a) Before the exam starts, Seating Area will be thoroughly sanitized –exam rooms, desk, chair etc. Candidates can further sanitize the same with sanitizers that will be made available in the examination lab/room/hall.
- b) Candidates are required to paste passport size photograph and sign on the Attendance Sheet after sanitizing hands with sanitizer.
- c) Candidates are to do rough work only on the rough sheets provided to them at the centre. They should write their roll number and name on the rough sheets.

### **8.6 After Examination**

- a) On completion of the exam, the candidates will be permitted to move out in an orderly manner, one candidate at a time maintaining a safe distance from each other. They are required to wait for instructions from invigilator and are not to get up from their respective seats until advised.
- b) Candidate must drop the Admit Card and the rough sheets in the drop box after the conclusion of the exam, while leaving. If any candidate fails to do so, action (which also includes disqualification from the exam) can be taken against him/her.

## CHAPTER-9

### Miscellaneous Provisions

#### 9.1 Common Services Centres/Facilitation Centres

Candidates who are not well conversant to submit the online application due to various constraints, can use the services of Common Services Centre, Ministry of Electronics and Information Technology, Government of India under the Digital India initiatives of Hon'ble Prime Minister. The Common Services Centre (CSC) scheme is a part of the ambitious national e-Governance Plan (NeGP) of Government of India and is managed at each village panchayat level by a Village level Entrepreneur (VLE).

There are more than 1.5 lakhs Common Services Centres (CSC) across the country which will provide the desired support to candidates from urban as well as rural areas in online submission of application form and payment of fee through e-wallet. The list of the Common Services Centre is available on website: [www.csc.gov.in](http://www.csc.gov.in).

#### 9.2 Test Practice Centres (TPCs)

NTA has created a network of Test Practice Centres (TPC), for the candidates, especially in remote and rural areas to enable them to practice the previous year question paper through Mock Test and be comfortable in taking a Computer Based Test (CBT). This facility is completely free of cost. Candidates can register online (on NTA website) where they are provided a convenient TPC nearer to their location, to practice on a given computer node.

This facilitates and ease the process of being able to take a Computer Based Test (CBT). The entire experience of using a computer is close to the actual experience of taking a CBT. Efforts are made to provide practice tests and questions so that candidates can familiarize themselves with logging into the system, go through the detailed instructions regarding the test, use the mouse or numeric keyboard on screen (virtual) for attempting each question, scroll down to the next question, navigate between questions, review and edit their options and submit answers.

The TPCs are not functioning now due to the COVID-19 pandemic. However, the opening of TPCs are subject to the improvement of Covid-19 situation.

#### 9.3 Query Redressal System

National Testing Agency (NTA) has established a Query Redressal System (QRS), an online web-enabled system developed by NTA.



- QRS is the platform based on web technology which primarily aims to enable submission of queries/grievances by the Registered Candidate(s) of ICAR 2021 Examination with (24x7) facility for speedy and favourable redressal of the queries/grievances.
- A Unique Registration Number will be generated for tracking the status of the queries/grievances.

The Registered Candidate(s) are advised to use the online facility for speedy and favourable response before mailing their queries on the official email id of ICAR i.e. [icar@nta.ac.in](mailto:icar@nta.ac.in)

#### **9.4 Correspondence with NTA**

All the correspondence should preferably be addressed by e-mail. The email query shall be addressed only if it is not anonymous and contains the name, postal address and contact number of the sender. An email containing vague or general queries and other queries as contained in the Information Bulletin shall not be entertained. Queries shall not be entertained from person claiming to be representatives, associates or officiates of the applicant candidate. The following information shall not be revealed by phone or email:

- a. Internal documentation/status.
- b. Internal decision making process of NTA. Any claim/counter claim thereof.
- c. Dates & venue of internal meetings or name of the staff/officers dealing with it.
- d. Any information which in the opinion of NTA cannot be revealed.

#### **9.5 Weeding Out Rules**

The record of AIEEA (UG)-2021 Examination at NTA would be available up to 90 days from the Date of Examination. The same would be weeded out thereafter.

#### **9.6 Legal Jurisdiction**

All disputes pertaining to the conduct of AIEEA (UG)-2021 Examination including Results shall fall within the jurisdiction of Delhi only. Further, any legal question arising out of the Examination shall be entertained only when raised within 30 days from the declaration of result.

The Director (Administration) of the NTA shall be the official by whose designation the NTA may sue or be sued.

## LIST OF CITIES FOR EXAMINATION CENTRES for AIEEA (UG)-2021

STATE/UTs	CITY	CITY CODE
<b>ANDAMAN AND NICOBAR</b>	PORT BLAIR	AN01
<b>ANDHRA PRADESH</b>	ANANTAPUR	AP01
	CHIRALA	AP04
	CHITTOOR	AP05
	GUNTUR	AP07
	KAKINADA	AP09
	KURNOOL	AP10
	NELLORE	AP11
	RAJAHMUNDRY	AP13
	TIRUPATHI	AP16
	VIJAYAWADA	AP17
	VISAKHAPATNAM	AP18
	VIZIANAGARAM	AP19
<b>ARUNACHAL PRADESH</b>	ITANAGAR/NAHARLAG UN	AL01
<b>ASSAM</b>	DIBRUGARH	AM01
	GUWAHATI	AM02
	JORHAT	AM03
	SILCHAR (ASSAM)	AM04
	TEZPUR	AM05
<b>BIHAR</b>	ARRAH	BR09
	BHAGALPUR	BR02
	DARBHANGA	BR04
	GAYA	BR05
	MUZAFFARPUR	BR06
	PATNA	BR07
	PURNEA	BR08
<b>CHANDIGARH</b>	CHANDIGARH/MOHALI	CH01
<b>CHHATTISGARH</b>	BHILAI NAGAR/DURG	CG01
	BILASPUR (CHHATTISGARH)	CG02
	RAIPUR	CG03
<b>DELHI</b>	DELHI/NEW DELHI	DL01
<b>GOA</b>	PANAJI/MADGAON	GO01
<b>GUJARAT</b>	AHMEDABAD/GANDHI NAGAR	GJ01
	ANAND	GJ02
	MEHSANA	GJ08
	RAJKOT	GJ10
	SURAT	GJ11
	VADODARA	GJ12
<b>HARYANA</b>	AMBALA	HR01
	FARIDABAD	HR03
	GURUGRAM	HR04
	HISSAR	HR05
	KARNAL	HR06
	KURUKSHETRA	HR07
	PANIPAT	HR08
	SONIPAT	HR09

	YAMUNA NAGAR	HR10
<b>HIMACHAL PRADESH</b>	HAMIRPUR (HIMACHAL PRADESH)	HP03
	KANGRA / PALAMPUR	HP04
	MANDI	HP08
	SHIMLA	HP06
	SOLAN	HP07
	UNA	HP09
<b>JAMMU AND KASHMIR</b>	JAMMU	JK02
	SAMBA	JK03
	SRINAGAR (J&K)	JK04
<b>JHARKHAND</b>	BOKARO STEEL CITY	JH01
	DHANBAD	JH02
	HAZARIBAGH	JH05
	JAMSHEDPUR	JH03
	RANCHI	JH04
<b>KARNATAKA</b>	BELAGAVI (BELGAUM)	KK02
	BELLARY	KK03
	BENGALURU	KK04
	BIDAR	KK05
	DAVANAGERE	KK06
	DHARWAD / HUBBALLI(HUBLI)	KK10
	GULBARGA	KK08
	HASSAN	KK09
	MANDYA	KK18
	MANGALURU (MANGALORE)	KK12
	MYSURU(MYSORE)	KK14
	SHIVAMOGA (SHIMOGA)	KK15
	TUMAKURU	KK16
	UDUPI/MANIPAL	KK17
<b>KERALA</b>	ALAPPUZHA / CHENGANNUR	KL01
	ERNAKULAM/ ANGAMALY/ MOOVATTUPUZHA	KL04
	IDUKKI	KL05
	KANNUR	KL07
	KASARAGOD	KL08
	KOLLAM	KL09
	KOTTAYAM	KL11
	KOZHIKODE	KL12
	MALAPPURAM	KL13
	PALAKKAD	KL15
	PATHANAMTHITTA	KL16
	THIRUVANANTHAPURAM	KL17
	THRISSUR	KL18
<b>LADAKH</b>	LEH	LL01
<b>MADHYA</b>	BHOPAL	MP03

<b>PRADESH</b>	GWALIOR	MP06
	INDORE	MP07
	JABALPUR	MP08
	SAGAR	MP12
	SATNA	MP13
	UJJAIN	MP15
<b>MAHARASHTRA</b>	AMRAVATI	MR03
	AURANGABAD (MAHARASHTRA)	MR04
	JALGAON	MR13
	KOLHAPUR	MR14
	MUMBAI/ NAVI MUMBAI	MR16
	NAGPUR	MR17
	NANDED	MR18
	NASHIK	MR19
	PUNE	MR22
<b>MANIPUR</b>	IMPHAL	MN01
<b>MEGHALAYA</b>	SHILLONG	MG01
<b>MIZORAM</b>	AIZAWL	MZ01
<b>NAGALAND</b>	DIMAPUR	NL01
	KOHIMA	NL02
<b>ODISHA</b>	BALASORE	OR02
	BERHAMPUR-GANJAM	OR03
	BHUBANESWAR	OR04
	CUTTACK	OR05
	DHENKANAL	OR06
	ROURKELA	OR08
	SAMBALPUR	OR09
<b>PUDUCHERRY</b>	PUDUCHERRY	PO01
<b>PUNJAB</b>	AMRITSAR	PB01
	BHATINDA	PB02
	JALANDHAR	PB04
	LUDHIANA	PB05
	PATIALA / FATEHGARH SAHIB	PB08
<b>RAJASTHAN</b>	AJMER	RJ01
	ALWAR	RJ02
	BIKANER	RJ05
	JAIPUR	RJ06
	JODHPUR	RJ07
	KOTA	RJ08
	SIKAR	RJ09
	SRIGANGANAGAR	RJ10
	UDAIPUR	RJ11
<b>SIKKIM</b>	GANGTOK	SM01
<b>TAMIL NADU</b>	CHENNAI	TN01
	COIMBATORE	TN02
	CUDDALORE	TN03
	KANCHIPURAM	TN05
	KANYAKUMARI / NAGERCOIL	TN06
	MADURAI	TN08
	NAMAKKAL	TN10
	SALEM	TN11

	THANJAVUR	TN12
	THOOTHUKUDI	TN13
	TIRUCHIRAPPALLI	TN14
	TIRUNELVELI	TN15
	TIRUVALLUR	TN16
	VELLORE	TN18
	VIRUDHUNAGAR	TN20
<b>TELANGANA</b>	HYDERABAD/ SECUNDERABAD/ RANGA REDDY	TL01
	KARIMNAGAR	TL02
	KHAMMAM	TL03
	WARANGAL	TL07
<b>TRIPURA</b>	AGARTALA	TA01
<b>UTTAR PRADESH</b>	AGRA	UP01
	ALIGARH	UP02
	ALLAHABAD	UP03
	BAREILLY	UP04
	GHAZIABAD	UP07
	GORAKHPUR	UP08
	JHANSI	UP10
	KANPUR	UP11
	LUCKNOW	UP12
	MEERUT	UP14
	MORADABAD	UP15
	MUZAFFARNAGAR	UP16
	NOIDA / GREATER NOIDA	UP09
	VARANASI	UP18
<b>UTTARAKHAND</b>	DEHRADUN	UK01
	HALDWANI	UK02
	ROORKEE	UK06
<b>WEST BENGAL</b>	ASANSOL	WB01
	BURDWAN (BARDHAMAN)	WB02
	DURGAPUR	WB04
	HOOGHLY	WB06
	HOWRAH	WB07
	KALYANI	WB08
	KOLKATA	WB10
	SILIGURI	WB11

**Note:**

1. The exact name/location of Examination venue in the Examination city centre will be notified later along with the Roll Number in accordance with the Application Number and Date of Birth and shall be available on NTA website [www.nta.ac.in](http://www.nta.ac.in), [ntaicar.nic.in](http://ntaicar.nic.in).
2. NTA reserves the right to allot a candidate near by exam city, other than the one opted by him/her, if need be, depending on administrative exigencies.
3. NTA reserves the right to cancel/ merge any exam city/centre if need be, depending on administrative exigencies.

## DOMICILE STATE/UTs CODES

Sl. No.	Name of the State/UT	Code Number
1.	Andaman & Nicobar Islands (U.T.)	01
2.	Andhra Pradesh	02
3.	Arunachal Pradesh	03
4.	Assam	04
5.	Bihar	05
6.	Chandigarh (U.T.)	06
7.	Chhattisgarh	07
8.	Dadra & Nagar Haveli & Daman & Diu (U.T.)	08
9.	Delhi (U.T.)	10
10.	Goa	11
11.	Gujarat	12
12.	Haryana	13
13.	Himachal Pradesh	14
14.	Jammu & Kashmir	15
15.	Jharkhand	16
16.	Karnataka	17
17.	Kerala	18
18.	Lakshadweep (U.T.)	19

Sl. No.	Name of the State/UT	Code Number
19.	Madhya Pradesh	20
20.	Maharashtra	21
21.	Manipur	22
22.	Meghalaya	23
23.	Mizoram	24
24.	Nagaland	25
25.	Odisha	26
26.	Puducherry (U.T.)	27
27.	Punjab	28
28.	Rajasthan	29
29.	Sikkim	30
30.	Tamil Nadu	31
31.	Tripura	32
32.	Uttarakhand	33
33.	Uttar Pradesh	34
34.	West Bengal	35
35.	Telangana	36
36.	Ladakh (U.T)	37

**Degree Programmes for Admission through AIEEA (UG) 2021**

<b>Subject Code No.</b>	<b>Degree Programme for Admission</b>
01	B.Sc. (Hons.) Agriculture
02	B.Sc. (Hons.) Horticulture
03	B.F.Sc.
04	B.Sc. (Hons.) Forestry
05	B.Sc. (Hons.) Community Science
06	Food Nutrition and Dietetics*
07	B.Sc. (Hons.) Sericulture
08	B. Tech. Agricultural Engineering
09	B. Tech. Dairy Technology
10	B. Tech. Food Technology
11	B. Tech. Bio- Technology

\* Subject to accreditation by National Agricultural Education Accreditation Board.

**Eligibility Qualifications at 10+2 Examination for Degree Programmes**

<b>Code No</b>	<b>Degree Programme for Admission</b>	<b>Subjects which the candidate must have passed in 10+2 Examination</b>	<b>Subjects to be attempted in the Entrance Examination</b>
01	B.Sc. (Hons.) Agriculture	PCB/PCMB/ PCM/Inter-Agriculture	PCB/PCM/PCA/ABC
02	B.Sc. (Hons.) Horticulture	PCB/PCMB/PCM/Inter-Agriculture	PCB/PCM/PCA/ABC
03	B.F.Sc.	PCB/PCMB/ Inter-Agriculture	PCB/PCA/ABC
04	B.Sc. (Hons.) Forestry	PCB/PCMB/ Inter-Agriculture	PCB/PCA/ABC
05	B.Sc. (Hons.) Community Science	PCB/ PCMB/ PCM	PCB/PCM
06	Food Nutrition and Dietetics*	PCB/ PCMB/ PCM	PCB/PCM
07	B.Sc. (Hons.) Sericulture	PCB/ PCMB/ PCM	PCB/PCM
08	B. Tech. Agricultural Engineering	PCM/ PCMB	PCM
09	B. Tech. Dairy Technology	PCM/PCMB	PCM
10	B. Tech. Food Technology	PCM/PCMB	PCM
11	B. Tech. Bio- Technology	PCM/PCMB/PCB	PCM/PCB

\* Subject to accreditation by National Agricultural Education Accreditation Board.

P= PHYSICS  
B= BIOLOGY  
A= AGRICULTURE

C= CHEMISTRY  
M= MATHEMATICS

**Note:** As per the V Deans Committee Report, Agril. Marketing & Co-operation subject has been dropped for Admission to UG degree program through ICAR- AIEEA-UG w.e.f. the Academic Session 2017-18.

❖ Candidates must ensure that they

1. Fullfill eligibility criteria for choosing the subject combination.
2. Attemp same combination in the test which they have selected in Application form.

## List of ICAR accredited Bachelor's degree programmes and Colleges of Dr. RPCAU, Pusa

Name of University & year of Establishment	Period of Accreditation	College	Period of Accreditation	Bachelor Degree Programmes
<b>Rajendra Agricultural University, Pusa, Samastipur (Bihar) (1978)</b>	Five years w.e.f. 28.03.2016 to 27.03.2021 (Extended for Academic Session 2021-22 )	College of Home Science, Pusa	Five years w.e.f. 28.03.2016 to 27.03.2021 <b>(Extended for Academic Session 2021-22 )</b>	B.Sc.(Home Science)
		Faculty of Basic Sciences and Humanities, Pusa	Five years w.e.f. 28.03.2016 to 27.03.2021 <b>(Extended for Academic Session 2021-22 )</b>	B. Tech. (Biotechnology)
		T.C.A. Dholi, Muzaffarpur	Accredited up to 27.03.2021 <b>(Extended for Academic Session 2021-22 )</b>	B.Sc. (Ag.) Hons.

**NUMERIC CODES FOR CLASS XII SCHOOL EDUCATION BOARDS/COUNCIL**

<b>S.No.</b>	<b>Education Boards/Council</b>	<b>Code</b>
1.	Andhra Pradesh Board of Intermediate Education	01
2.	Assam Higher Secondary Education Council	02
3.	Bihar Intermediate Education Council	03
4.	Central Board of Secondary Education	04
5.	Chhattisgarh MadhyamikShikshaMandal	05
6.	Council for the Indian School Certificate Examinations	06
7.	Goa Board of Secondary and Higher Secondary Education	07
8.	Gujarat Secondary Education Board	08
9.	Haryana Board of School Education	09
10.	H.P. Board of School Education	10
11.	J&K State Board of School Education	11
12.	Jharkhand Academic Council	12
13.	Karnataka Board of School Education	13
14.	Kerala Board of Public Examinations	14
15.	Madhya Pradesh Board of Secondary Education	15
16.	Maharashtra State Board of Secondary and Higher Secondary Education	16
17.	Manipur Council of Higher Secondary Education	17
18.	Meghalaya Board of Secondary Education	18
19.	Mizoram Board of School Education	19
20.	Nagaland Board of School Education	20
21.	Orissa Council of Higher Secondary Education	21
22.	Punjab School Education Board	22
23.	Rajasthan Board of Secondary Education	23
24.	Tamil Nadu Board of Higher Secondary Education	24
25.	Tripura Board of Secondary Education	25
26.	U.P. Board of High School & Intermediate Education	26
27.	Uttarakhand Board of High School & Intermediate Education	27
28.	West Bengal Council of Higher Secondary Education	28
29.	National Open School	29
30.	Other Boards (Not specified above)	30
31.	Telangana Board of Secondary Education	31



**Mode of Payment of Fee/ Service Provider and Bank Service Charges**

After completing Step-3 of Online Application Form, candidates may remit the examination fee (Step -4) by choosing the following options:

**Online Mode i.e. Debit/ Credit card, Net Banking and Unified Payment Interface (UPI) in ICICI Bank or HDFC Bank or Canara Bank:**

- Check the validity of the Debit/ Credit Card and keep it ready with you while logging on to website for submitting application form. Candidate should enter the information asked for and make payment through Debit/ Credit Card.
- Through Net Banking, check the balance in your account and keep all credentials ready with you while logging on to website for submitting application form. Candidate should Login with his/her credentials of net banking and make payment through Net Banking.

**Please select any Mode of Payment/Service Provider (Service/Processing charges per transaction& GST (applicable @ 18 %) to be paid by the candidate):**

S. No	Mode of Payment	ICICI BANK		HDFC BANK		CANARA BANK		STATE BANK OF INDIA		PAYTM	
1	Net Banking	ICICI	NIL Charge	HDFC	NIL Charge	Canara Bank	NIL Charge	SBI	Rs 5.00+GST	Rs 4 +GST	
		Other Banks	4.00 + GST	Other Banks	4.00 + GST	Other Banks	5.00 + GST	Other Banks			
2	All Debit Card	ICICI or Other Banks	Transaction upto Rs 2000/- 0 %	HDFC or Other Banks	Transaction upto Rs 2000/- 0 %	Canara Bank or Other Banks	Only Rupay Card, No charge	Only Rupay Card, No charge		Transaction upto Rs 2000/- 0 %	
			Transaction above Rs 2000/- 0 %		Transaction above Rs 2000/- 0 %					Transaction above Rs 2000/- Only Rupay Card, No charge	
3	Credit Card	Domestic	0.40% of Transaction value	Domestic	0.40% of Fee + GST	Domestic	0.80% of Fee + GST	Domestic	0.80% of Fee+ GST (Minimum Rs 11/-)	Domestic (Minimum Rs. 12)	0.4%+ GST
		International	2.35% of Transaction value	International	Nil Charge	International	2.35% of Fee+ GST	International	3.50% of Fee+ GST (Minimum Rs 11/-)	International	3.5%+ GST
4	Unified Payment Interface (UPI)	ICICI or other banks	Transaction upto Rs 2000/- 0 %	Nil Charge						Transaction upto Rs 2000/- 0 %	
			Transaction above Rs 2000/- 5.0 % + GST							Transaction above Rs 2000/- 0.65 % + GST	
										PAYTM Wallet Charge	0.8%+ GST

**Note: In case, the fee payment status is not 'OK' the candidates are advised as following:-**

- (i) If the fee is paid through credit/debit card and status is not OK, it means the transaction is cancelled. Therefore, such candidates have to pay the fee once again and ensure the OK fee status.
- (ii) For cancelled transactions, the amount will, automatically, be refunded by the concerned Bank to concerned credit/debit card within **15 days of last date of submission of Application Form.**

## 2. Helplines:

### (a) If Paying through State Bank of India (SBI):

Sl.	Name	Email ID	Contact Number
1	CMS Team	<a href="mailto:merchant@sbi.co.in">merchant@sbi.co.in</a>	
2	Helpdesk1	<a href="mailto:dgmcs.cc@sbi.co.in">dgmcs.cc@sbi.co.in</a>	18004253800
3	Customer Care	<a href="mailto:agmcustomer.lhodel@sbi.co.in">agmcustomer.lhodel@sbi.co.in</a>	1800112211
4	Helpdesk2	<a href="mailto:sbi.05222@sbi.co.in">sbi.05222@sbi.co.in</a>	08026599990/ 0120-2497771
5	Through SMS	UNHAPPY (add text)	8008202020

### (b) If Paying through Canara Bank:

Sl.	Name	Email ID	Contact Number
1	Helpdesk	<a href="mailto:pgsupport@billdesk.com">pgsupport@billdesk.com</a>	9984021340
2	Complaint Management Services	<a href="mailto:genadmnrnoida@canarabank.com">genadmnrnoida@canarabank.com</a>	
3	Customer Care	<a href="mailto:genadmnrnoida@canarabank.com">genadmnrnoida@canarabank.com</a>	
4	Through SMS	<a href="mailto:genadmnrnoida@canarabank.com">genadmnrnoida@canarabank.com</a>	

### (c) If Paying through HDFC Bank:

Sl.	Name	Email ID	Contact Number
1	Shri Vikram Singh	<a href="mailto:vikram.singh4@hdfcbank.com">vikram.singh4@hdfcbank.com</a>	9799810080
2.	Amit Singh	<a href="mailto:amit.singh26@hdfcbank.com">amit.singh26@hdfcbank.com</a>	7428869770
3	Shri Ripon Bhattacharjee	<a href="mailto:ripon.bhattacharjee@hdfcbank.com">ripon.bhattacharjee@hdfcbank.com</a>	9625031697

### (d) If Paying through ICICI Bank:

Sl.	Name	Email ID	Contact Number
1	Aiysha Khatun	<a href="mailto:support.nta@ingenico.com">support.nta@ingenico.com</a>	01204728426
2	Vishal Kumar	<a href="mailto:vishal.kumar5@icicibank.com">vishal.kumar5@icicibank.com</a>	7428928047

### (e) If Paying through PAYTM:

Sl.	Name	Email ID	Contact Number
1	Helpdesk	<a href="mailto:education.support@paytm.com">education.support@paytm.com</a>	0120 4789525
2	Ankush	<a href="mailto:education.support@paytm.com">education.support@paytm.com</a>	0120 4789526

### (f) NTA Helpdesk Contact details (incase the payment related issues are not resolved through the above mentioned Helplines of the concerned Bank/Payment Gateway Integrator):

Email: [icar@nta.ac.in](mailto:icar@nta.ac.in)

Phone No.: 011-40759000

## Replica of AIEEA (UG)-2021 Application Form

## Online Registration Process



## Steps to Apply online Registration Form

- Step1** Fill the online application with personal details.
- Step2** Fill the online application with Qualification Details.
- Step3** Upload scanned images of photograph and signature. The image should be in jpg/jpeg format only. Size of photo image must be between 10 kb to 200 kb. Size of signature image must be between 4 kb to 30 kb. Size of Thumb impression must be between 3 kb to 30 kb.
- Step4** Pay fee payment through online payment mode

If not registered, Please Click on the **NEW REGISTRATION**

**NEW REGISTRATION**

If already registered, Please click on the **SIGN IN**

**SIGN IN**

## Instructions and Procedure for Online Submission of Application Form



1. Please download and read carefully the Information Bulletin and instructions/ procedure given therein and below, before you start filling the Application Form online.

[Click Here to Download Information Bulletin](#)

2. You can apply for AIEEA (UG)-2021 'ON-LINE' only through the official website.

<https://icar.nta.ac.in>

3. Please ensure your eligibility as per the criteria laid down for AIEEA (UG)-2021

4. Examination Fee

The Fee (in Indian Rupees) for AIEEA (UG)-2021 is as follows :

Examination	Category	Fee (In Rs.)
AIEEA (UG)-2021	General	770/-
	General-EWS/OBC(NCL)	750/-
	SC/ST/PwD/THIRD GENDER	375/-

**Note:-** The fee can be submitted only online through Net Banking, Credit Card, Debit Card, UPI or Paytm Services. Processing charges and GST as applicable are chargeable to the candidate (in addition to the examination fee) by the concerned Bank/Payment Gateway Integrator.

5. Application Procedure: Steps to be followed to apply online.

**Step 1: Register for Online Application Form and note down system generated Application Number :** The candidate should supply the required details while filling the Online Application Form and is also required to create **PASSWORD** and choose **Security Question** and enter his/her Answer. After successful submission of the personal details, Application number will be generated and it will be used to complete the remaining Steps of the Application Form and will also be required for all future reference/ correspondence. Candidate will be able to login directly with the respective system generated **Application Number** and created **Password**.

**Step 2: Complete the Application Form:** Candidate can login with the system generated Application Number and created Password for completing the Application Form.

**Step 3: Upload Scanned Images of Candidate's Photograph, Signature and Thumb Impression(Males - Left, Females - Right) :**

- i. Scanned Photograph and Signature should be in JPG/JPEG format (clearly legible).
- ii. Size of scanned Photograph Should be between 10 kb to 200 kb (clearly legible).
- iii. Size of scanned Signature should be between 4 kb to 30 kb (clearly legible).

- iv. Size of the scanned thumb impression should be between 3 kb to 30 kb (clearly legible).
- v. Color Photograph with white background.
- vi. Signature in blue/black ink on white paper.

**Note :** Upload the correct Photograph, Signature and Thumb Impression as the facility for correction in image will not be given.

**6. Important Instructions about PASSWORD**

- i. During online form filling, candidate will be required to choose PASSWORD and Security Question and its Answer. Candidate is advised to record/remember their password for all future logins.
- ii. For subsequent logins, candidate will be able to login directly with their respective system generated Application Number and the chosen Password.
- iii. Candidate is advised not to disclose or share their password with anybody. NTA will not be responsible for violation or misuse of the password of a candidate.
- iv. Candidate can change his/her passwords after login, if desired.
- v. Candidate should remember to log out at the end of their session so that the particulars of the candidate cannot be tampered or modified by unauthorized persons.

**The Password must be as per the following Password Policy.**

- i. Password must be 8 to 13 character long.
- ii. Password must have at least one Upper case alphabet.
- iii. Password must have at least one Lower case alphabet.
- iv. Password must have at least one numeric value.
- v. Password must have at least one special characters eg. !@#\$%^&\*-,.

**7. How to reset your Password :** The following options are available to reset Password

- i. Using Security Question & its Answer you chosen during Form filling .
- ii. Using a verification code sent via text message (SMS) to your Registered Mobile No.
- iii. Using a reset link sent via Email to your Registered Email address.

**8. The Application Number printed on the computer generated Confirmation Page must be mentioned in all such correspondences. It is therefore essential to note down the Application Number printed on the Confirmation Page.**

- ☐ I have downloaded Information Bulletin, read and understood all the Instructions therein as well as those mentioned above, and filling up the Online Application Form for the ICAR AIEEA(UG)-2021 accordingly.

[Click here to PROCEED](#)

## Registration Form

REGISTRATION

APPLICATION

IMAGE UPLOAD

PAYMENT

### Personal Details

Candidate's Name

ABC

Father's Name

XYC

Mother's Name

DEF

Date of Birth

14/05/1994

DD/MM/YYYY

Identity Type

AADHAAR CARD (LAST 04 DIGITS ONLY)



Valid AADHAAR CARD (LAST 04 DIGITS ONLY)

1234

Gender

MALE



Email

ABC@GMAIL.COM

Please fill up carefully, as all communications would be sent in this email ID

Confirm Email

ABC@GMAIL.COM

Mobile Number (+91)

9874563217

Please fill up carefully as all SMS will be sent in this mobile No.

Alternate Mobile Number (+91)

(Optional)

Land Line Number (Optional)

(Do not prefix "0")

(STD Code)

#### Permanent Address

Address Details

KV

Locality (Optional)

Okhla

City / Town / Village

DELHI/NEW DELHI(DL01)

State / UT

DELHI

District

SOUTH EAST DELHI

Pin Code

110086



Present Address (If the Present Address and Permanent Address are same, Please select the check box.)

Address Details

KV

Locality (Optional)

Okhla

City / Town / Village

DELHI/NEW DELHI(DL01)

State / UT

DELHI

District

SOUTH EAST DELHI

Pin Code

110086

#### Choose Password

Password

\*\*\*\*\*

Confirm Password

\*\*\*\*\*

Security Question

WHAT IS YOUR NEIGHBOURHOOD'S PET NAME ?

Security PIN

Enter security pin  
(Case Sensitive)

NTQMX8

NTQMX8



Particulars checklist to be verified

- |   |   |
|---|---|
| <input checked="" type="checkbox"/> My Name       | <input checked="" type="checkbox"/> Mobile Number |
| <input checked="" type="checkbox"/> Father's Name | <input checked="" type="checkbox"/> Email Id      |
| <input checked="" type="checkbox"/> Mother's Name | <input checked="" type="checkbox"/> Address       |
| <input checked="" type="checkbox"/> Date of Birth |   |
| <input checked="" type="checkbox"/> Gender        |   |

- ☒ I have read and understood the terms and conditions, instructions and procedures given in the Information Bulletin of ICAR - AIEEA(UG) - 2021 exam. I hereby declare that the information given above is true to the best of my knowledge and belief. I understand that in case it is discovered at a later date at any stage that the information given above is not correct or it is false or contains mistakes, my candidature is liable to be cancelled and if already admitted, my admission is liable to be cancelled and that such other legal action as may be deemed fit may be taken against me.

SUBMIT



Particulars checklist to be verified

- |   |   |
|---|---|
| <input checked="" type="checkbox"/> My Name       | <input checked="" type="checkbox"/> Mobile Number |
| <input checked="" type="checkbox"/> Father's Name | <input checked="" type="checkbox"/> Email Id      |
| <input checked="" type="checkbox"/> Mother's Name | <input checked="" type="checkbox"/> Address       |
| <input checked="" type="checkbox"/> Date of Birth |   |
| <input checked="" type="checkbox"/> Gender        |   |

- ☒ I have read and understood the terms and conditions, instructions and procedures given in the Information Bulletin of ICAR - AIEEA(UG) - 2021 exam. I hereby declare that the information given above is true to the best of my knowledge and belief. I understand that in case it is discovered at a later date at any stage that the information given above is not correct or it is false or contains mistakes, my candidature is liable to be cancelled and if already admitted, my admission is liable to be cancelled and that such other legal action as may be deemed fit may be taken against me.

**Please check and validate your data. Once you Confirm and Submit details, you cannot edit data. If you want to edit the data, Press on Edit Details button below**

EDIT DETAILS

CONFIRM DETAILS



Application Progress Status

✓

Step 1 View Registration Form

✗

Step 2 Application Form

✗

Step 3 Upload Images

✗

Step 4 Pay Examination Fee

Verify Mobile No. & Email Id

✓

Verify Mobile Number

✓

Verify Email Id

Edit Mobile.No & Email id Incase if you have entered wrong on Personal Details

gaurav@nta.ac.in

Update Email-ID

Email ID Updated Successfully!

8512060979

Update Mobile

Please verify Mobile No. & Email Id to receive Confirmation Page / Admit Card / Other important information from NTA.

Download Confirmation

Change Password

Name : ABC

Application Number : 211010000004

Application Registration Details/Status

Registration Details	COMPLETED
Application Details	PENDING
Images Upload	PENDING
Payment	PENDING

You have completed STEP 1 of Application form for Indian Council of Agricultural Reasearch [AIEEA (UG)-2021] ICAR's All India Competitive Examination for Admission.

The processing of application form will be completed only after the payment of fee.Afterpayment of Fee, you will not be able to edit the filled application Form data

Application Number : 211010000004

Complete Application Form

REGISTRATION

APPLICATION

IMAGE UPLOAD

PAYMENT

Application Number : **211010000004**

## Personal Details

Candidate's Name

ABC

Date Of Birth

14/05/1994

Age As on 20-05-2021

27 Year(s) 3 Month(s) 17 Day(s)

Gender

Male

Father's Name

XYC

Mother's Name

DEF

Nationality

Indian

State of Domicile

Delhi

Category

General

Do you belong to Under Privileged States/UT (UPS)

No

Whether you are a PwD?

NO

If you are a PwD Candidate, do you have benchmark disability (40%ormore/ "Severe" where percentage is not defined)?

Place of Residence

Urban

### Examination Centres

Apply for	AIEEA (UG)-2021 ▼	
Major Subject Group Studied at 12th Standard or Equivalent	PCMB ▼	
Subject to be attempted in exam	PCB ▼	
Medium of Question Paper	English ▼	
Exam City 1st	ANDHRA PRADESH ▼	ANANTAPUR(AP01) ▼
Exam City 2nd	BIHAR ▼	BHAGALPUR(BR02) ▼
Exam City 3rd	MADHYA PRADESH ▼	GWALIOR(MP06) ▼
Exam City 4th	DELHI ▼	DELHI/NEW DELHI(DL01) ▼

### Educational Details

#### Class X or Equivalent

Pass Status	Course / Stream Name	Type of School / Institution
Passed ▼	Class X ▼	Urban ▼
Name of the University / Board	Year of Passing / Appearing	Result Mode
GOA BOARD OF SECONDARY ▼	2000 ▼	Percentage ▼
Marks Details		
Obtained Marks	Total Marks	Percentage
400	600	66.67
RollNo	Institute Name & Address	
12345	KV	

Class XII or Equivalent

Pass Status	Course / Stream Name	Type of School / Institution
Appearing	PCMB	Urban
Name of the University / Board	Year of Passing / Appearing	Result Mode
CENTRAL BOARD OF SECONDARY EDUCATION	Select	Select
Marks Details		
Obtained Marks	Total Marks	Percentage
Maximum Grade Point	Grade	Final CGPA
Select	Grade	Final CGPA
RollNo	Institute Name & Address	
	KV	

#### Details of Parents / Guardian

Father's / Guardian Qualification	Graduation
Father's / Guardian Occupation	Salaried job (Govt.)
Father's / Guardian Annual income	Between 5 and 8 Lakh
Mother's Qualification	12th / Diploma
Mother's Occupation	House Wife
Mother's Annual income	Not Applicable

#### Particulars checklist to be verified

- |  |  |
|--|--|
| <input type="checkbox"/> My Name       | <input type="checkbox"/> Category            |
| <input type="checkbox"/> Father's Name | <input type="checkbox"/> Examination Cities  |
| <input type="checkbox"/> Mother's Name | <input type="checkbox"/> Educational Details |
| <input type="checkbox"/> Date of Birth |  |
| <input type="checkbox"/> Gender        |  |

#### Security PIN

Enter security pin  
(Case Sensitive)

A252CP



- ☒ I have read and understood the terms and conditions, instructions and procedures given in the Information Bulletin of ICAR - AIEEA(UG) - 2021 exam. I hereby declare that the information given above is true to the best of my knowledge and belief. I understand that in case it is discovered at a later date at any stage that the information given above is not correct or it is false or contains mistakes, my candidature is liable to be cancelled and if already admitted, my admission is liable to be cancelled and that such other legal action as may be deemed fit may be taken against me.

SUBMIT

Security PIN

Enter security pin  
(Case Sensitive)

LMZ7SH



I have read and understood the terms and conditions, instructions and procedures given in the Information Bulletin of ICAR - AIEEA(UG) - 2021 exam. I hereby declare that the information given above is true to the best of my knowledge and belief. I understand that in case it is discovered at a later date at any stage that the information given above is not correct or it is false or contains mistakes, my candidature is liable to be cancelled and if already admitted, my admission is liable to be cancelled and that such other legal action as may be deemed fit may be taken against me.

**Please check and validate your data. Once you [Confirm and Submit](#) details, you cannot edit data. If you want to edit the data, Press on [Edit Details](#) button below**

EDIT DETAILS

CONFIRM DETAILS

REGISTRATION

APPLICATION

IMAGE UPLOAD

PAYMENT

**Application Number : 211010000004****DOCUMENTS TO BE UPLOADED**

Upload recent clearly recognizable passport photo .Candidates are advised not to change their appearance till the admission process is completed. Any mismatch about photograph and signature can lead to disqualification during validation.

Upload your signature signed in blue/black ink on white paper. The size of the image should be between 04 kb to 30 kb

- Photo Format : JPG/JPEG only
- Photograph size - 10KB to 200KB
- Signature size - 4KB to 30KB
- Thumb impression size - 3KB to 30KB
- PwD document size : 10KB to 200KB

Photo

 No file chosen

image Successfully Uploaded.

Signature




 No file chosen

Signature Successfully Uploaded.

Thumb impression

 No file chosen

Thumb impression Successfully Uploaded.

Document Name	Document Details
Candidate Photo	
Candidate Signature	
Candidate Thumb Impression	



Particulars checklist to be verified

- ☒ Photo
- ☒ Signature
- ☐ Thumb impression

DECLARATION

- ☒ I have read and understood the terms and conditions, instructions and procedures given in the Information Bulletin of ICAR - AIEEA(UG) - 2021 exam. I hereby declare that the information given above is true to the best of my knowledge and belief. I understand that in case it is discovered at a later date at any stage that the information given above is not correct or it is false or contains mistakes, my candidature is liable to be cancelled and if already admitted, my admission is liable to be cancelled and that such other legal action as may be deemed fit may be taken against me.

[View Application Form](#)

[MAKE PAYMENT](#)

REGISTRATION

APPLICATION

IMAGE UPLOAD

PAYMENT

Application Number	211010000004	Name	ABC
Category	General	Fee Payment	2

PAYMENT DETAILS

Select Payment Gateway and pay the amount through Credit Card / Debit Card / Internet Banking

- ☒ State Bank of India Payment Gateway
- ☐ ICICI Bank Payment Gateway
- ☐ Paytm Payment Gateway
- ☐ Canara Bank (Bill Desk) Payment Gateway
- ☐ HDFC Bank Payment Gateway

DECLARATION

- ☒ I have read and understood the terms and conditions, instructions and procedures given in the Information Bulletin of ICAR - AIEEA(UG) - 2021 exam. I hereby declare that the information given above is true to the best of my knowledge and belief. I understand that in case it is discovered at a later date at any stage that the information given above is not correct or it is false or contains mistakes, my candidature is liable to be cancelled and if already admitted, my admission is liable to be cancelled and that such other legal action as may be deemed fit may be taken against me.

[Proceed for Payment](#)

### Computer Based Test (CBT)

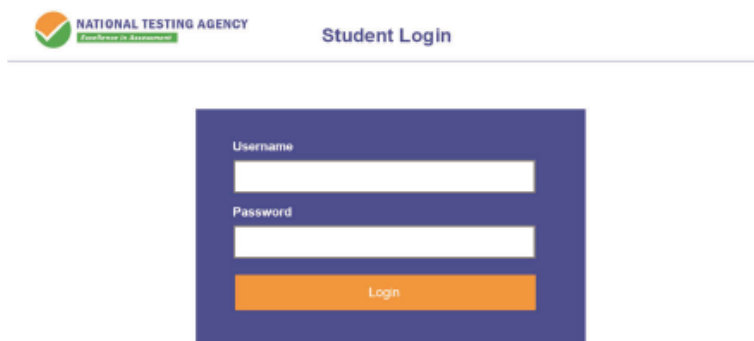
A CBT requires candidate to sit in front of a computer terminal (node) allocated to him/her by the Exam Centre against his/her Roll number and Admit card. After logging the candidate will get detailed instructions for the examination. At the designated time of start of examination, the candidate will be able to proceed and see the questions on the computer screen using the computer mouse. Candidate will have the option to change / modify/ edit / answers already entered any time during the examination.

#### Procedure for appearing in Computer Based Test (CBT):

(Sample/mock test will be available on NTA website: [www.nta.ac.in](http://www.nta.ac.in) for hands on practice)

- A computer terminal (node) indicating roll number will be allocated to each candidate. The Candidate has to sit before his /her allocated computer only. Any candidate found to have changed room/hall or the computer on their own other than the one allotted would lead to cancellation of candidature and no plea in this regard would be entertained.
- For login, the candidate will have to enter **login-ID and password**. The computer terminal allotted to the candidate will display WELCOME login screen, Candidate's photograph and subject opted by the candidate.

#### Candidate Login Page



NATIONAL TESTING AGENCY  
Examination of Candidates

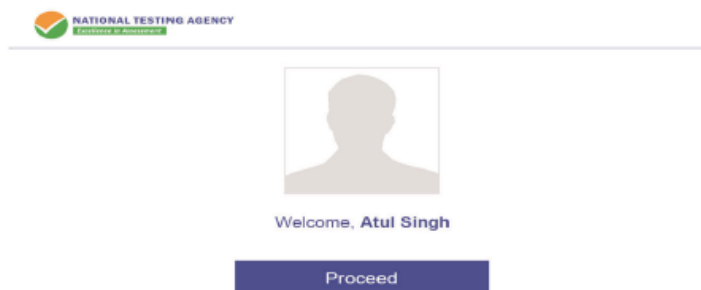
Student Login

Username

Password

Login

#### Candidate Welcome Screen



NATIONAL TESTING AGENCY  
Examination of Candidates

Welcome, Atul Singh








Proceed

- After login, the candidate shall be able to see the detailed instructions for the examination. Candidate is advised to go through the instructions carefully regarding the type of questions and marking scheme. At the designated time of start of the examination, the candidate will be able to proceed and see the questions on the computer screen.

## General Instruction Page

Please read the Instructions carefully

### General Instructions:

1. Total duration of Examination is 60 minutes.
2. The clock will be set at the server. The countdown timer in the top right corner of screen will display the remaining time available for you to complete the examination. When the timer reaches zero, the Examination will end by itself. You will not be required to end or submit your examination.
3. The Questions Palette displayed on the right side of screen will show the status of each question using one of the following symbols:
  -  You have not visited the question yet.
  -  You have not answered the question.
  -  You have answered the question.
  -  You have NOT answered the question but have marked the question for review.
  -  The question(s) "Answered and Marked for Review" will be considered for evaluation.
4. You can click on the ">" arrow which appears to the left of question palette to collapse the question palette thereby maximizing the question window. To view the question palette again, you can click on "<" which appears on the right side of question window.
5. You can click on your "Profile" image on top right corner of your screen to change the language during the exam for entire question paper. On clicking of Profile image you will get a drop-down to change the question content to the desired language.
6. You can click on  to navigate to the bottom and  to navigate to top of the question are, without scrolling.

### Navigating a Question:

7. To answer a question, do the following:
  - a. Click on the question number in the Question Palette at the right of your screen to go to that numbered question directly. Note that using this option does NOT save your answer to the current question.
  - b. Click on **Save & Next** to save your answer for the current question and then go to the next question.
  - c. Click on **Mark for Review & Next** to save your answer for the current question, mark it for review, and then go to the next question.

### Answering a Question:

8. Procedure for answering a multiple-choice type question:
  - a. To select you answer, click on the button of one of the options.
  - b. To deselect your chosen answer, click on the button of the chosen option again or click on the **Clear Response** button
  - c. To change your chosen answer, click on the button of another option
  - d. To save your answer, you MUST click on the Save & Next button.
  - e. To mark the question for review, click on the Mark for Review & Next button.
9. To change your answer to a question that has already been answered, first select that question for answering and then follow the procedure for answering that type of question.

### Navigating through Sections:

10. Sections in this question paper are displayed on the top bar of the screen. Questions in a section can be viewed by click on the section name. The section you are currently viewing is highlighted.
11. After click the Save & Next button on the last question for a section, you will automatically be taken to the first question of the next section.
12. You can shuffle between sections and questions anything during the Examination as per your convenience only during the time stipulated.
13. Candidate can view the corresponding section summery as part of the legend that appears in every section above the question palette.

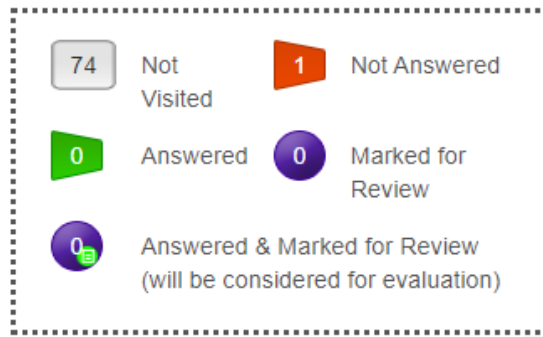
The keyboard attached to the computer, if any, will be disabled during the entire duration of the examination. Depending on the type of question, the answers to questions can either be entered by clicking on the virtual on-screen keyboard (numeric or otherwise) using the computer mouse or by clicking the chosen option(s) using the computer mouse. Candidates will have the option to change/modify answers already entered anytime during the entire duration of the examination.

In case the computer/mouse allotted to any candidate malfunctions anytime during the test, he/she will be immediately allotted another computer system and the time lost due to this will be adjusted in the server so as to give the candidate the full allotted time.

The on-screen computer clock counter of every candidate will be set at the server. The countdown timer in the top right side of computer screen will display the time remaining (in minutes) available for the candidate to complete the examination. When the timer reaches zero, the Examination will end by itself. Candidate will not be required to end or submit the examination.

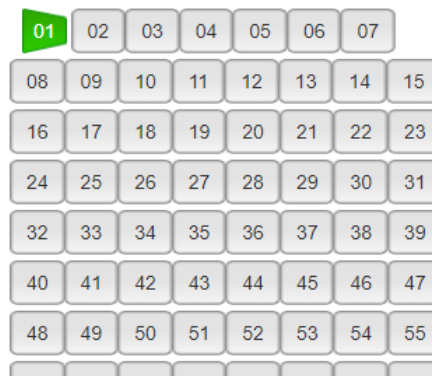
The screenshot displays the examination interface. At the top, a header bar shows the candidate's information: Candidate Name: [Your Name], Exam Name: UGC-NET, Subject Name: English-Paper 2-Dec-2019, and Remaining Time: 01:59:39. A language dropdown menu is set to 'English'. Below the header, 'Question 1:' is displayed. The question text is: 'Which of the following combinations best describes the typical methodology of literary research?'. The options are: (1) Direct, empirical and quantitative; (2) Phenomenological, speculative and abstract; (3) Textual, critical and historical; (4) Synoptic, conceptual and speculative. Below the options are four radio buttons labeled (1), (2), (3), and (4). At the bottom of the question area are four buttons: 'SAVE & NEXT' (green), 'CLEAR' (white), 'SAVE & MARK FOR REVIEW' (orange), and 'MARK FOR REVIEW & NEXT' (blue). Below these are two buttons: '<< BACK' and 'NEXT >>'. To the right of the question area is a 'Question Palette' legend. It shows four symbols: a grey square with '99' for 'Not Visited', a red square with '1' for 'Not Answered', a green square with '0' for 'Answered', and a purple square with '0' for 'Marked for Review'. Below these is a text box: 'Answered & Marked for Review (will be considered for evaluation)'. At the bottom right is a virtual keyboard with a grid of numbers from 01 to 55. The number 01 is highlighted in orange.

- (d) The Question Palette displayed on the right side of screen will show the status of each question using one of the following symbols:



The question(s) “Answered and Marked for Review” status for a question indicates that candidate would like to have a relook at that question again. A candidate has the option of answering a question and simultaneously “Marked for Review”, these answers will be considered for evaluation. However, if a candidate has simply put “Marked for Review” for a question without answering it, the corresponding question marked for review without an answer will not be considered for evaluation. It may be noted that a candidate can return to any “Marked for Review” question any time during the Examination by clicking on the corresponding question number icon displayed on the Question Palette of the corresponding section.

- (e) Candidate can click on the “>” arrow which appears to the left of question palette to collapse the question palette thereby maximizing the question viewing window. To view the question palette again, candidate can click on “<” which appears on the right side of question window.
- (f) Candidate can click on to navigate to the bottom and to navigate to the top of the question area, without scrolling. Using the computer mouse the candidate can scroll up and down the question viewing area for viewing the entire question.
- (g) The full paper can be viewed by clicking the “Question Paper” icon on the top right corner of the screen.
- (h) Blank Sheets for doing rough work/calculations shall be provided to the candidates. The Blanks Sheets would have a Header page for the candidates to write down his/her Name and Roll Number. All calculations/writing work are to be done only in the Blank Sheets provided at the centre in the Examination Room/Hall and on completion of the test candidates must hand over the rough sheets to the invigilator on duty in the Room/Hall.
- (i) **Navigating a Question To navigate between questions within a Paper, candidate needs to do the following:**
  - (a) Click on the question number in the Question Palette at the right of the screen to go to that numbered question directly. Note that using this option does NOT save the answer to the currently displayed question.
  - (b) Click on “Save & Next” to save the answer of any question. Clicking on “Save & Next” will save the answer for the current question and the next question will be displayed on the candidate’s computer screen.
  - (c) Click on “Mark for Review & Next” to mark a question for review (without answering it) and proceed to the next question.



## (j) Answering a Question

To navigate between questions within a Paper, candidate needs to do the following:

### (i) Procedure for answering a multiple-choice type question:

- To select the option(s), click on the corresponding button(s) of the option(s).
- To deselect the chosen answer, click on the button of the chosen option again or click on the “Clear Response” button.
- To save the answer, the candidate MUST click on the “Save & Next” button.
- To mark the question for review (without answering it), click on the “Mark for Review & Next” button.

## (k) Navigating through sections:

- Sections in the question paper are displayed on the top bar of the screen. Questions in a section can be viewed by clicking on the section name. The section in which candidate is currently viewing will be highlighted.
- After clicking the “Save & Next” button on the last question for a section, candidate will automatically be taken to the first question of the next section.
- Candidate can shuffle between sections and questions within sections anytime during the Examination as per the convenience only during the time stipulated.
- Candidate can view the corresponding section summary as part of the legend that appears in every section above the question palette.

The screenshot displays the examination interface with the following components:

- Header Bar:** Contains candidate information (Candidate Name: [Your Name], Exam Name: UGC-NET, Subject Name: English-Paper 2-Dec-2019, Remaining Time: 01:59:39) and a language dropdown menu set to English.
- Question Panel:** Displays the question text and options. The question is: "Which of the following combinations best describes the typical methodology of literary research?" with four options: (1) Direct, empirical and quantitative; (2) Phenomenological, speculative and abstract; (3) Textual, critical and historical; (4) Synoptic, conceptual and speculative. Below the options are radio buttons for selection.
- Navigation Panel:** Located at the bottom, it includes buttons for "SAVE & NEXT", "CLEAR", "SAVE & MARK FOR REVIEW", "MARK FOR REVIEW & NEXT", "<< BACK", "NEXT >>", and "SUBMIT".
- Question Palette:** Located on the right side, it shows a grid of question numbers (01 to 55) and their status: "Not Visited" (99), "Not Answered" (1), "Answered" (0), "Marked for Review" (0), and "Answered & Marked for Review (will be considered for evaluation)" (0).

Arrows indicate the flow of navigation: from the Question Panel to the Respective Option, from the Navigation Panel to the Question Panel, and from the Question Palette to the Question Panel.

## (l) Procedure for answering questions that require inputs from on-screen virtual key board (numeric or otherwise):

- Candidate will have to use the on-screen virtual keyboard (that would be displayed just below the question statement of these types of questions) and the attached computer mouse to enter his/her answer in the space provided for answer.

### On Screen Virtual Keyboard

Candidate Name: [Your Name]  
Exam Name: UGC-NET  
Subject Name: English-Paper 2-Dec-2019  
Remaining Time: 01:59:39

English

**Question 1:**

Which of the following combinations best describes the typical methodology of literary research?

(1) Direct, empirical and quantitative  
(2) Phenomenological, speculative and abstract  
(3) Textual, critical and historical  
(4) Synoptic, conceptual and speculative


☐ 1) ☐ 2) ☐ 3) ☐ 4)

SAVE & NEXT CLEAR SAVE & MARK FOR REVIEW MARK FOR REVIEW & NEXT

<< BACK NEXT >> SUBMIT

99 Not Visited 1 Not Answered  
0 Answered 0 Marked for Review  
0 Answered & Marked for Review (will be considered for evaluation)

01 02 03 04 05 06 07  
08 09 10 11 12 13 14 15  
16 17 18 19 20 21 22 23  
24 25 26 27 28 29 30 31  
32 33 34 35 36 37 38 39  
40 41 42 43 44 45 46 47  
48 49 50 51 52 53 54 55



- (b) The answer can be changed, if required, anytime during the test. To save the answer, the candidate MUST click on the “Save & Next” button.
- (c) To mark the question for review (without answering it), click on the “Mark for Review & Next” button.

**Candidate will have the option to change previously saved answer of any question, anytime during the entire duration of the test. To change the answer to a question that has already been answered, first select the corresponding question from the Question Palette, then click on “Clear Response” to clear the previously entered answer and subsequently follow the procedure for answering that type of question.**

**(m) ROUGH WORK:**

All calculations/writing work are to be done only in the rough sheet provided at the Centre in the Examination Room/Hall and on completion of the test candidates must hand over the rough sheets to the invigilator on duty in the Room/Hall.

## National Testing Agency (NTA)

**Procedure to be adopted for compilation of NTA scores for multi session Papers  
(Normalization procedure based on PERCENTILE SCORE)**

NTA will be conducting examinations on multiple dates, generally in two sessions per day. The candidates will be given different sets of questions per session and it is quite possible that in spite of all efforts of maintaining equivalence among various question papers, the difficulty level of these question papers administered in different sessions may not be exactly the same. Some of the candidates may end up attempting a relatively tougher set of questions when compared to other sets. The candidates who attempt the comparatively tougher examination are likely to get lower marks as compared to those who attempt the easier one. In order to overcome such a situation, **“Normalization procedure based on Percentile Score”** will be used for ensuring that candidates are neither benefitted nor disadvantaged due to the difficulty level of the examination. With the objective of ensuring that a candidate’s true merit is identified, and that a level playing field is created in the above context, the Normalization Procedure, set out below shall be adopted, for compiling the NTA scores for multi session papers.

**The process of Normalization is an established practice for comparing candidate scores across multi session papers and is similar to those being adopted in other large educational selection tests conducted in India. For normalization across sections, NTA shall use the percentile equivalence.**

**Percentile Scores:** Percentile scores are scores based on the relative performance of all those who appear for the examination. Basically the marks obtained are transformed into a scale ranging from 100 to 0 for each session of examinees.

**The Percentile Score indicates the percentage of candidates that have scored EQUAL TO OR BELOW (same or lower raw scores) that particular Percentile in that examination. Therefore the topper(highest score) of each session will get the same Percentile of 100 which is desirable. The marks obtained in between the highest and lowest scores are also converted to appropriate Percentiles.**

**The Percentile score will be the Normalized Score for the examination (instead of the raw marks of the candidate) and shall be used for preparation of the merit lists.**

**The Percentile Scores will be calculated up to 7 decimal places to avoid bunching effect and reduce ties.**

**The Percentile score of a Candidate is calculated as follows:**

$$\frac{100 \times \text{Number of candidates appeared in the 'Session' with raw score EQUAL TO OR LESS than the candidate}}{\text{Total number of the candidates appeared in the 'Session'}}$$

**Note:** The Percentile of the Total shall **NOT** be an aggregate or average of the Percentile of individual subject. Percentile score is not the same as percentage of marks obtained.

**Example:** Suppose a test was held in 4 sessions of examinees as per details given below:-  
(Allocation of Days and shifts were done randomly)

(a) Distribution of candidates were as follows:

**Session-1:** Day-1 Shift-1, **Session-2:** Day-1 Shift-2, **Session-3:** Day-2 Shift-1 and **Session-4:** Day-2 Shift-2

Session	Day/Shift	No of Candidates			Marks	
		Absent	Appeared	Total	Highest	Lowest
Session-1	Day-1 Shift-1	3974	28012	31986	335	-39
Session-2	Day-1 Shift-2	6189	32541	38730	346	-38
Session-3	Day-2 Shift-1	6036	41326	47362	331	-49
Session-4	Day-2 Shift-2	9074	40603	49677	332	-44
<b>Total(Session-1 to Session-4)</b>		25273	142482	167755	346	-49



In this method of scoring the HIGHEST RAW SCORE in each paper (irrespective of the raw scores) will be the 100 Percentile indicating that 100% of candidates have scores equal to or lesser than the highest scorer/ topper for that session.

**Highest Raw Score and Percentile Score:** All the highest raw scores will have normalized Percentile Score of 100 for their respective session.

Session	Total Candidates Appeared	Highest Raw Score	Candidates who scored EQUAL OR LESS THAN Highest Raw Score	Percentile Score	Remarks
Session-1	28012	335	28012	$100.0000000 \left[ \frac{28012}{28012} * 100 \right]$	i.e. <b>all the highest raw scores</b> would be <b>normalized</b> to 100 Percentile Score for their respective session.
Session -2	32541	346	32541	$100.0000000 \left[ \frac{32541}{32541} * 100 \right]$	
Session -3	41326	331	41326	$100.0000000 \left[ \frac{41326}{41326} * 100 \right]$	
Session -4	40603	332	40603	$100.0000000 \left[ \frac{40603}{40603} * 100 \right]$	

**Lowest Raw Score and Percentile Score:** Percentile Score of all the lowest raw scores will depend on the total number of candidates who have taken the examination for their respective session.

Session	Total Candidates Appeared	Lowest Raw Score	Candidates who scored EQUAL OR LESS THAN Lowest Raw Score	Percentile Score	Remarks
Session -1	28012	-39	1	$0.0035699 \left[ \frac{1}{28012} * 100 \right]$	i.e. Percentile Score of <b>all the lowest raw scores are different</b> i.e. Percentile Score depend on the total number of candidates who have taken the examination for their respective session.
Session -2	32541	-38	1	$0.0030730 \left[ \frac{1}{32541} * 100 \right]$	
Session -3	41326	-49	1	$0.0024198 \left[ \frac{1}{41326} * 100 \right]$	
Session -4	40603	-44	1	$0.0024629 \left[ \frac{1}{40603} * 100 \right]$	

The following is a further explanation of the interpretation of the raw scores and Percentile Score in Session-3 (Day-2 and Shift-1) with 41326 candidates who have taken the examination.

Candidate	Percentile Score	No of Candidates	Raw Score	Remark
<b>A</b>	<b>100.0000000</b> $\left[ \frac{41326}{41326} * 100 \right]$	<b>1</b>	<b>331</b>	Indicates that amongst those appeared, 100% have scored either EQUAL TO OR LESS THAN the candidate A ( <b>331 raw score</b> ).
				It also indicates that no candidate has scored more than the candidate A ( <b>331 raw score</b> ).
<b>B</b>	<b>90.1224411</b> $\left[ \frac{37244}{41326} * 100 \right]$	<b>77</b>	<b>121</b>	Indicates that amongst those appeared, 90.1224411% have scored either EQUAL TO OR LESS THAN the candidate B ( <b>121 raw score</b> ).
				It also indicates that remaining candidates have scored more than candidate B ( <b>121 raw score</b> ).
<b>C</b>	<b>50.4549194</b> $\left[ \frac{20851}{41326} * 100 \right]$	<b>381</b>	<b>41</b>	Indicates that amongst those appeared, 50.4549194% have scored either EQUAL TO OR LESS THAN the candidate C ( <b>41 raw score</b> ).
				It also indicates that remaining those appeared have scored more than candidate C ( <b>41 raw score</b> ).
<b>D</b>	<b>31.7040120</b>	<b>789</b>	<b>25</b>	Indicates that amongst those appeared, 31.7040120% have

	$[(13102/41326) * 100]$			scored either EQUAL TO OR LESS THAN the candidate D <b>(25 raw score)</b> It also indicates that remaining candidates have scored more than candidate D <b>(25 raw score)</b> .
<b>E</b>	<b>1.1034216</b> $[(456/41326) * 100]$	<b>100</b>	<b>-15</b>	Indicates that amongst those appeared, 1.1034216% have scored either EQUAL TO OR LESS THAN the candidate E <b>(-15 raw score)</b> It also indicates that remaining candidates have scored more than candidate E <b>(-15 raw score)</b>

#### STEP-BY-STEP PROCEDURE FOR NORMALIZATION AND PREPARATION OF RESULT:

##### Step-1: Distribution of Examinees in two shifts:

Candidates have to be distributed into two sessions randomly so that each session has approximately equal number of candidates. These two sessions would be as follows:

**Session-1:** Day-1 Shift-1, **Session-2:** Day-1 Shift-2

In the event of more number of days or less number of shifts, the candidates will be divided accordingly. This will ensure that there is no bias in the distribution of candidates who shall take the examination. Further, with a large population of examinees spread over the entire country the possibility of such bias becomes remote.

##### Step-2: Preparation of Results for each Session:

The examination results for **each session** would be prepared in the form of

- Raw Scores
- Percentiles Scores of Total raw scores.

The Percentiles would be calculated for each candidate in the Session as follows:

Let TP1 be the Percentile Scores of Total Raw Score of that candidate.

$$\text{Total Percentile (TP1) : } 100 \times \frac{\text{No. of candidates appeared from the session with raw score EQUAL TO OR LESS than T1 score}}{\text{Total No. of candidates appeared in the session}}$$

##### Step-3: Compilation of NTA score and Preparation of Result:

The Percentile scores for the Total Raw Score for all the sessions (**Session-1:** Day-1 Shift-1, **Session-2:** Day-1 Shift-2) as calculated in Step-2 above would be merged and shall be called the NTA scores which will then be used for compilation of result and further processing for deciding the allocation.

In the events of the percentiles for the multi-shifts being dissimilar / unequal, the lowest will be the eligibility cut-off for that category for all candidates (i.e. all shifts).

For Example: In an the examination held in two shifts, if the 40% marks correspond to a Percentile score of 78 in Shift 1 and 79 in Shift 2, then all those equal to or above 78 percentiles (Percentile score of 100 to 78) in both shifts will become eligible in General Category. Similar method will be adopted for the other categories to determine eligibility cut-offs.

In case the examination is held in more number of shifts the same principle shall apply.

**FORMAT OF THE CERTIFICATE FOR THE CANDIDATES UNDER PERSONS WITH BENCHMARK DISABILITY CATEGORY (PwBD)**

**NAME & ADDRESS OF THE INSTITUTE/HOSPITAL ISSUING THE CERTIFICATE**

Certificate No. :

Date:

Affix Recent  
Passport size  
Attested  
Photograph  
here

**CERTIFICATE FOR PERSONS WITH DISABILITIES**

This is to certify that Shri/Smt/Kum\*) \_\_\_\_\_  
son/daughter\* of Shri \_\_\_\_\_ Age \_\_\_\_\_ years, Registration No. \_\_\_\_\_  
\_\_\_\_\_ is a case of Locomotor disability/Cerebral Palsy/Blindness/Low vision/Hearing  
impairment/Other disability\* and has been suffering from degree of disability not less than  
\_\_\_\_\_ % (\_\_\_\_\_). The details of  
his/her above mentioned disability is described below:

(IN CAPITAL LETTERS)

---

---

---

---

---

**Note:-**

1. This condition is progressive/non-progressive/likely to improve/not likely to improve.\*
2. Re-assessment is not recommended/is recommended after a period of \_\_\_\_\_ months/years.
3. The certificate is issued as per PWBD Act, 1995.

\* Strike out whichever is not applicable.

**Sd/-**  
**(DOCTOR)**  
**Seal**

**Sd/-**  
**(DOCTOR)**  
**Seal**

**Sd/-**  
**(DOCTOR)**  
**Seal**

**Signature/Thumb impression of the person**

**Countersigned by the  
Medical Superintendent/CMO/  
Head of Hospital (With Seal)**

## Certificate regarding physical limitation to write in an examination

Certificate No. \_\_\_\_\_ Dated \_\_\_\_\_

This is to certify that Mr./Ms. \_\_\_\_\_

Aged \_\_\_\_\_ Years, Son/Daughter of Mr./Mrs. \_\_\_\_\_

R/o \_\_\_\_\_

Affix Passport size  
Photograph of the  
candidate (same as  
uploaded on the  
Online Application  
Form) duly attested by  
the issuing authority

with AIEEA 2021 Application No. \_\_\_\_\_ and AIEEA (UG) 2021 Roll No. \_\_\_\_\_, has the following Disability (name of the Specified Disability) \_\_\_\_\_ in (percentage) of \_\_\_\_\_ (in words) \_\_\_\_\_ (in Figures).

• Please tick on the "Specified Disability"

(Assessment may be done on the basis of Gazette of India. Extraordinary, Part-II, Section 3 Sub-section (ii), Ministry of Social Justice and Empowerment)

S. No.	Category	Type of Disability	Specified Disability
1.	Physical Disability	Locomotor Disability	a. Leprosy cured person, b. cerebral palsy, c. dwarfism, d. muscular dystrophy, e. acid attack victims.
		Visual Impairment	a. blindness, b. low vision
		Hearing Impairment	a. deaf, b. hard of hearing
		Speech & Language Disability	Permanent disability arising out of conditions such as laryngectomy or aphasia affecting one or more components of speech and language due to organic or neurological causes.
2.	Intellectual Disability		a. specific learning disabilities/perceptual disabilities: Dyslexia, Dysgraphia, Dyscalculia, Dyspraxia & Developmental Aphasia) b. autism spectrum disorder
3.	Mental Behaviour		a. mental illness
4.	Disability caused due to	i. Chronic Neurological Conditions	a. multiple sclerosis b. Parkinson's disease
		ii. Blood disorder	a. Haemophilia, b. Thalassemia, c. Sickle cell disease
5.	Multiple Disabilities		More than one of the above specified disabilities including deaf blindness

This is to further certify that he/she has physical limitation which hampers his/her writing capabilities to write the Examination owing to his/her disability.

Signature

Name: \_\_\_\_\_

Chief Medical Officer/ Civil Surgeon/ Medical Superintendent  
Government Health Care Institution with Seal

Letter of Undertaking for Using Own Scribe

I \_\_\_\_\_, a candidate with \_\_\_\_\_ (name of the disability) appearing for the \_\_\_\_\_ (name of the examination) bearing Roll No. \_\_\_\_\_ at \_\_\_\_\_ (name of the centre) in the District \_\_\_\_\_, \_\_\_\_\_ (name of the State). My qualification is \_\_\_\_\_.

I do hereby state that \_\_\_\_\_ (name of the scribe) will provide the service of scribe/reader/lab assistant for the undersigned for taking the aforesaid examination.

I do hereby undertake that his qualification is \_\_\_\_\_. In case, subsequently it is found that his qualification is not as declared by the undersigned and is beyond my qualification, I shall forfeit my right to admission through the examination.

I further certify that the scribe whose photograph and particulars are mentioned below, is not COVID-19 + and a certificate to this effect from Competent Authority is enclosed to this letter.

(Signature of the candidate with Disability)

Place:

Date:

Affix Recent  
Passport size  
Attested  
Photograph  
here

(Self-Attested Photograph)

Name of Scribe	ID of the Scribe	ID Number

**INDICATIVE AND TENTATIVE LIST\* OF UNIVERSITIES FOR ADMISSION IN BACHELOR DEGREE PROGRAMMES IN AGRICULTURE AND ALLIED SCIENCE SUBJECTS THROUGH AIEEA-UG-2021, ADDRESSES AND CONTACT NUMBERS**

Sl. No.	Name of University	Registrars Contact Nos.	Registrars E-mail IDs
1.	Acharya N G Ranga Agricultural University, Administrative Office, Lam, Guntur, Andhra Pradesh - 522 034 (AP)	0863-2347101	registrarangrau@gmail.com
2.	Agriculture University, Borkhera, PB No. 20 GPO Nayapura, Kota-324001 (Rajasthan)	0744-2321205	<a href="mailto:aukota2013@gmail.com">aukota2013@gmail.com</a>
3.	Agriculture University, Mandor, Jodhpur-342304 (Rajasthan)	0291-2570711	<a href="mailto:vcunivag@gmail.com">vcunivag@gmail.com</a>
4.	Anand Agricultural University, Anand-388110 (Gujarat)	02692-261310	<a href="mailto:registrar@aau.in">registrar@aau.in</a>
5.	Assam Agricultural University, Jorhat-785013 (Assam)	0376-2340008	<a href="mailto:registrar@aau.ac.in">registrar@aau.ac.in</a>
6.	Banda University of Agriculture and Technology, Chilla Road, Banda-210 001 (Uttar Pradesh)	0519-2232312	registrar.buat@gmail.com
7.	Central Agricultural University, Iroisemba, Imphal-795004 (Manipur)	03852-410644	regcau@gmail.com, regcau@yahoo.com
8.	Chandra Shekhar Azad University of Agriculture and Technology, Kanpur-208002 (Uttar Pradesh)	05122-533791	<a href="mailto:registrar@csauk.ac.in">registrar@csauk.ac.in</a> , <a href="mailto:rsingh.csau@gmail.com">rsingh.csau@gmail.com</a>
9.	Chaudhary Charan Singh Haryana Agricultural University, Hisar (Haryana)	01662-234613	<a href="mailto:regi@hau.ernet.in">regi@hau.ernet.in</a>
10.	Dau Shri Vasudev Chandrakar Kamdhenu Vishwavidyalaya, Durg (Chhattisgarh)	07882-623465	registrarcgkv2012@gmail.com
11.	CSK Himachal Pradesh KrishiVishwavidyalaya, Palampur-176 062 (Himachal Pradesh)	01894-230383	<a href="mailto:registrar@hillagric.ac.in">registrar@hillagric.ac.in</a>
12.	Dr. Balasaheb Sawant Konkan Krishi Vidyapeeth, Tal. Dapoli, Dist. Ratnagiri-415 712, (MS)	02358-282065	regrdbskkv@rediffmail.com, regr.dbskkv@gov.in
13.	Dr. Panjabrao Deshmukh Krishi Vidyapeeth Akola, P.O. Krishi Nagar, Akola-444104 (MS)	0724-2258372	<a href="mailto:registrar@pdkv.ac.in">registrar@pdkv.ac.in</a>
14.	Dr. Rajendra Prasad Central Agricultural University, Pusa, Samastipur - 848 125 (Bihar)	06274-240239	<a href="mailto:registrar@rpcau.ac.in">registrar@rpcau.ac.in</a>
15.	Dr. Y.S.R Horticultural University, Post Box # 7, Venkataramannagudem-534 101, West Godavari District (Andhra Pradesh)	08818-284311	<a href="mailto:registrar@drysru.edu.in">registrar@drysru.edu.in</a>
16.	Faculty of Agriculture, Institute of Agricultural Sciences, BHU, Varanasi-221005 (UP)	0542-2307222, 2368558	<a href="mailto:director.ias.bhu@gmail.com">director.ias.bhu@gmail.com</a>
17.	Faculty of Fisheries, Kerala University of Fisheries and Ocean Studies, Kochi (Kerala)	0484 2703782	<a href="mailto:registrar@kufos.ac.in">registrar@kufos.ac.in</a> ,
18.	G.B. Pant University of Agriculture and Technology, Pantnagar (Uttarakhand)	(05944) 233640	chawlahs15@gmail.com, <a href="mailto:registrar_pantvarsity@rediffmail.com">registrar_pantvarsity@rediffmail.com</a> , <a href="mailto:admcoordinator_pnt@rediffmail.com">admcoordinator_pnt@rediffmail.com</a>
19.	Guru AngadDev Veterinary and Animal Sciences University, Firozpur Road, Ludhiana-141 004 (Punjab)	0161-2553343	<a href="mailto:registrargadvasu@gmail.com">registrargadvasu@gmail.com</a> , <a href="mailto:sp1962@yahoo.com">sp1962@yahoo.com</a>

Sl. No.	Name of University	Registrars Contact Nos.	Registrars E-mail IDs
20.	ICAR-National Dairy Research Institute, Karnal-132001 (Haryana)	0184-2259023/2252022	jda@ndri.res.in, jdadmin@ndri.res.in, susanta_saha_1@yahoo.co.in
21.	Indira Gandhi Krishi Vishwavidyalaya, Krishak Nagar, Raipur-492 012 (Chhattisgarh)	0771-2442537	regigkv@gmail.com
22.	Junagadh Agricultural University, Near Motibaugh, Vanthali Road, Junagadh-362001 (Gujarat)	0285-2672346	<a href="mailto:registrar@jau.in">registrar@jau.in</a>
23.	Kamdhenu University, Karmayogi Bhavan, Block-1, B1-wing, 4th Floor, Sector-10-A, Di: Gandhinagar-382010 (Gujarat) (Non-accredited)	079-2322013	registrar@ku-guj.com, registrar.kamdhenuniversity@gmail.com
24.	Karnataka Veterinary, Animal and Fisheries Sciences University, PB No 6, Nandinagar, Bidar-585 401 (Karnataka)	0848-2245241	<a href="mailto:regkvafsu@gmail.com">regkvafsu@gmail.com</a>
25.	Kerala Agricultural University, KAU P.O., Vellankkara, Thrissur-680656 (Kerala)	0487-2438011	registrar@kau.in
26.	Kerala Veterinary and Animal Sciences University, Pookode, Wayanad -673 576 (Kerala)	04936 209215	pstovc@kvasu.ac.in, kishor@kvasu.ac.in
27.	MaharanaPratap University of Agriculture & Technology, Udaipur (Rajasthan)	0294-2471302	<a href="mailto:registrar@mpuat.ac.in">registrar@mpuat.ac.in</a>
28.	Maharashtra Animal & Fishery Sciences University, Futala Lake Road, Nagpur - 440 001 (MS)	0712-2511784, 0712-2511785, 0712-2511787, 2053657	<a href="mailto:registrarmafsu@yahoo.com">registrarmafsu@yahoo.com</a>
29.	Mahatma PhuleKrishiVidyapeeth, Rahuri, Distt. Ahmednagar-413722 (MS)	02426-243226	registrar.mpkv@nic.in
30.	SASARD, Nagaland University, Medziphema, Lumani, Zunheboto Dist. -798627 (Nagaland)	0369-2268270	arSASARD@nagalanduniversity.ac.in, registrar@nagalanduniversity.ac.in, deanSASARD@nagalanduniversity.ac.in,
31.	Navsari Agricultural University, Navsari-396 450 (Gujarat)	(02637)282823	registrar@nau.in
32.	Acharya Narendra Dev University of Agriculture & Technology, Faizabad (UP)	05270-262035	registrar.nd.15@gmail.com,
33.	Orissa University of Agriculture and Technology, Bhubaneswar-751003 (Odisha)	06742-397424	<a href="mailto:registrarouat@gmail.com">registrarouat@gmail.com</a>
34.	Professor Jayashankar Telangana State Agricultural University, Hyderabad-500030 (Telangana)	0402-4002314	regrpjtsau@gmail.com
35.	Punjab Agricultural University, Ludhiana-141004 (Punjab)	01612-400955	<a href="mailto:registrar@pau.edu">registrar@pau.edu</a>
36.	Palli Siksha Bhavana, Visva-Bharati, Santiniketan, Birbhum (West Bengal)	03463-261531	registrar@visva-bharati.ac.in,
37.	Rajmata Vijayaraje Scindia Krishi Vishwa Vidyalaya, Raja Pancham Singh Marg, Gwalior-474002 (Madhya Pradesh)	0751-2970519	registrar.rvskvv09@gmail.com
38.	Rani Lakshmi Bai Central Agricultural University, Jhansi, (UP) Camp Office: Room No 213, KAB-II, Pusa, New Delhi-12	0510-2730555	<a href="mailto:registrar.rlbcau@gmail.com">registrar.rlbcau@gmail.com</a> , <a href="mailto:mukeshcsau@rediffmail.com">mukeshcsau@rediffmail.com</a>
39.	SardarVallabhBhai Patel University of Agriculture & Technology, NH-58, Roorkee Road, Modipuram, Meerut-250110 (Uttar	01212-2888525	<a href="mailto:brsingh2000@gmail.com">brsingh2000@gmail.com</a> , <a href="mailto:registrarsvpmeerut@gmail.com">registrarsvpmeerut@gmail.com</a>

Sl. No.	Name of University	Registrars Contact Nos.	Registrars E-mail IDs
	Pradesh)		
40.	Sher-e- Kashmir University of Agricultural Sciences & Technology of Jammu, Main Campus Chatha, Jammu-180009, (J&K)	0191-2262012	registrar@skuast.org
41.	Sher-e-Kashmir University of Agricultural Sciences and Technology of Kashmir, Shalimar Campus, Srinagar-190025, (J&K)	0194-2461271	<a href="mailto:registrar@skuastkashmir.ac.in">registrar@skuastkashmir.ac.in</a>
42.	Sri Karan Narendra Agriculture University Jobner-303329, Jaipur (Rajasthan)	01425-254980	registrar@sknau.ac.in
43.	Sri Konda Laxman Telangana State Horticultural University, Rajendra Prasadnagar, Hyderabad-500 030 (Telangana)	040-24014301	registrar@skltshu.ac.in, registrarskltshu@gmail.com
44.	Sri PV Narsimha Rao Telangana State University for Veterinary, Animal and Fishery Sciences, Administrative Office, Rajendra Prasadnagar, Hyderabad-500 030 (Telangana)	040-24002114	virojiraosindhe@yahoo.co.in
45.	Sri Venkateswara Veterinary University, Dr. Y.S.R. Bhavan, Tirupati - 517 502 (AP)	0877 2248894	<a href="mailto:registrarsvvutpt@yahoo.in">registrarsvvutpt@yahoo.in</a> , <a href="mailto:registrar@svvu.edu.in">registrar@svvu.edu.in</a>
46.	Swami Keshwanand Rajasthan Agricultural University, Bikaner-334006 (Rajasthan)	0151-2250025	<a href="mailto:reg@raubikaner.org">reg@raubikaner.org</a>
47.	Tamil Nadu Agricultural University, Coimbatore-641 003 (Tamil Nadu)	0422-6611201	registrar@tnau.ac.in
48.	Tamil Nadu Dr. J. Jayalalithaa Fisheries University, First Line Beach Road, Nagapattinam-611 001 (Tamil Nadu)	04365-240088	<a href="mailto:registrar@tnfu.ac.in">registrar@tnfu.ac.in</a>
49.	University of Agricultural and Horticultural Sciences, Savalanga Road, Shivamogga-577 204 (Karnataka)	08182-267011	registrarsshimoga@gmail.com
50.	University of Agricultural Sciences, GKVK, Bellary Road, Bangalore-560 065 (Karnataka)	080-23330984	<a href="mailto:registrar@uasbangalore.edu.in">registrar@uasbangalore.edu.in</a>
51.	University of Agricultural Sciences, Krishi Nagar, Dharwad-580 005 (Karnataka)	0836-2214420	registrar@uasd.in
52.	University of Agricultural Sciences, Raichur (Karnataka)	08432-220157	<a href="mailto:registrar@uasraichur.edu.in">registrar@uasraichur.edu.in</a>
53.	University of Horticultural Sciences, Udyanagiri, Bagalkot-587104 (Karnataka)	08354-230276	<a href="mailto:registrar@uhsbagalkot.edu.in">registrar@uhsbagalkot.edu.in</a>
54.	Uttar BangaKrishiViswavidyalaya, PO Pundbari, Cooch Behar-736 165 (West Bengal)	03582-270588	<a href="mailto:registrarubkvv@gmail.com">registrarubkvv@gmail.com</a>
55.	VasantraoNaikMarathwadaKrishiVidyapeeth, Parbhani-431402 (MS)	02452-223801	reg_mau@rediffmail.com
56.	West Bengal University of Animal & Fishery Sciences, 37 & 68, KB Sarani, Kolkata-700037 (West Bengal)	03325-563123	<a href="mailto:danashyamsundar@gmail.com">danashyamsundar@gmail.com</a>

**\*The final list of universities for admission to Bachelor's degree programmes will be available at the time of counseling.**



## CASTE CERTIFICATE FOR SCHEDULED CASTE/TRIBE CANDIDATE

1. This is to certify that Shri/Smt.\* /Kumari\* ..... Son/daughter\* of ..... Of village/town\* ..... in District/Division\* ..... of the State/Union Territory\* ..... Belong to the .....Caste/Tribe\* which is recognized as a **Scheduled Caste/Scheduled Tribe\*** under :

\*The Constitution (Scheduled Castes) Order, 1950

\*The Constitution (Scheduled Tribes) Order, 1950

\*The Constitution (Scheduled Castes) (Union Territories) Order, 1951

\*The Constitution (Scheduled Tribes) (Union Territories) Order, 1951

{As amended by the Scheduled Castes and Scheduled Tribes Lists (Modification Order) 1956, the Bombay Reorganization Act, 1960, the Punjab Reorganization Act 1966, the State of Himachal Pradesh Act, 1970, the North-Eastern Areas (Reorganisation) Act, 1971 and the Scheduled Castes and Scheduled Tribes Orders (Amendment) Act, 1976}

\*The Constitution (Jammu & Kashmir) Scheduled Castes Order, 1956;

\*The Constitution (Andaman & Nicobar Islands) Scheduled Tribes Order, 1959, as amended by the Scheduled Castes and Scheduled Tribes Orders (Amendment) Act 1976;

\*The Constitution (Dadra and Nagar Haveli) Scheduled Castes Order, 1962;

\*The Constitution (Dadra and Nagar Haveli) Scheduled Tribes Order, 1962;

\*The Constitution (Pondicherry) Scheduled Castes Order, 1964;

\*The Constitution (Uttar Pradesh) Scheduled Tribes Order, 1967;

\*The Constitution (Goa, Daman and Diu) Scheduled Castes Order, 1968;

\*The Constitution (Nagaland) Scheduled Tribes Order, 1970

\*The Constitution (Sikkim) Scheduled Castes Order, 1978

\*The Constitution (Sikkim) Scheduled Tribes Order, 1978

\*The Constitution (Jammu and Kashmir) Scheduled Tribes Order, 1989

\*The Constitution (Scheduled Castes) Orders (Amendment) Act, 1990

\*The Constitution (Scheduled Tribes) Order Amendment Act, 1991

\*The Constitution (Scheduled Tribes) Order Second Amendment Act, 1991

2. This certificate is issued on the basis of the Scheduled Castes/Scheduled Tribes Certificate issued to Shri/Smt\* .....father/mother\* of Shri/Smt/Kumari ..... Of ..... Village/ town\* ..... in District/Division\* ..... of the State/Union Territory\* ..... who belongs to the .....Caste/Tribe\* which is recognized as a Scheduled Caste/Scheduled Tribe\* in the State/Union Territory\* ..... issued by the ..... Dated .....

3. Shri/Smt\*/Kumari\* ..... and/or\* his/her family ordinarily reside(s) in village/town\* ..... of ..... District/Division\* of the State/Union Territory of .....

Signature .....

Designation.....

(With seal of Office)

Place : ... ..

State

Date : .....

Union Territory

**NOTE:** The term "Ordinarily resides" used here will have the same meaning as in Section 20 of the Representation of the Peoples Act, 1950.

\*Please delete the words which are not applicable.

#### AUTHORITIES EMPOWERED TO ISSUE SCHEDULED CASTE/SCHEDULED TRIBE CERTIFICATES

{G.I. Dept. of Per. & Trg. O.M. No. 3012//88-Estt. (SCT), (SRD III) dated 24.04.1990}

The under mentioned authorities have been empowered to issue Caste Certificates of verification :

1. District Magistrate/Additional District Magistrate/Collector/Deputy Commissioner/ Additional Deputy Commissioner/Deputy Collector/First class Stipendiary Magistrate/Sub Divisional Magistrate/Taluka Magistrate/Executive Magistrate/Extra Assistant Commissioner.
2. Chief Presidency Magistrate/Additional Chief Presidency Magistrate/Presidency Magistrate.
3. Revenue Officer not below the rank of Tehsildar
4. Sub-Divisional Officer of the area where the candidate and/or his/her family normally resides

# ANNEXURE XVI

## FORM OF CERTIFICATE TO BE PRODUCED BY OTHER BACKWARD CLASSES-NON CREAMY LAYER (OBC-NCL) APPLYING FOR ADMISSION TO CENTRAL EDUCATIONAL INSTITUTIONS (CEIs), UNDER THE GOVERNMENT OF INDIA

This is to certify that Shri/Smt./Kum.....Son/Daughter of Shri/Smt..... of Village / Town..... District/Division..... in the.....State belongs to the.....Community which is recognized as a backward class under:

- (i) Resolution No.12011/68/93-BCC(C)dated10/09/93 published in the Gazette of India Extraordinary Part I Section I No.186dated13/09/93.
- (ii) Resolution No.12011/9/94-BCCdated19/10/94 published in the Gazette of India Extraordinary Part I Section I No.163Dated20/10/94.
- (iii) Resolution No.12011/7/95-BCCdated24/05/95published in the Gazette of India Extraordinary Part I Section I No.88Dated25/05/95.
- (iv) Resolution No.12011/96/94-BCCdated9/03/96.
- (v) Resolution No.12011/44/96-BCCdated6/12/96 published in the Gazette of India Extraordinary Part I Section I No.210Dated11/12/96.
- (vi) ResolutionNo.12011/13/97-BCCdated03/12/97.
- (vii) ResolutionNo.12011/99/94-BCCdated11/12/97.
- (viii) ResolutionNo.12011/68/98-BCCdated27/10/99.
- (ix) Resolutionno.12011/88/98-bccdated6/12/99 published in the Gazette of India Extraordinary Part I Section I No. 270dated06/12/99.
- (x) Resolution no.12011/36/99-bccdated04/04/2000 published in the Gazette of India Extraordinary Part I Section I No..71dated04/04/2000.
- (xi) Resolutionno.12011/44/99-bccDated21/09/2000 published in the Gazette of India Extraordinary Part I Section I No.210dated21/09/2000.
- (xii) Resolutionno.12015/9/2000-bccdated06/09/2001.
- (xiii) Resolutionno.12011/1/2001-bccdated19/06/2003.
- (xiv) Resolutionno.12011/4/2002-bccdated13/01/2004.
- (xv) Resolution No. 12011/9/2004-BCC dated 16/01/2006.
- (xvi) Resolution No. 12011/14/2004-BCC dated 12/03/ 2007.
- (xvii) Resolution No.12011/16/2007-BCC dated 12/10/2007; Resolution No.12018/6/2005-BCC dated 30/07/2010; Resolution No. 12015/2/2007-BCC dated 18/08/2010; Resolution No. 12015/15/2008-BCC dated 16/06/2011; Resolution No.12015/13/2010-BC-II dated 08/12/2011; Resolution No.12015/5/2011-BC-II dated 17/02/2014; Resolution No. 20012/129/2009-BC-II dated 04/03/2014.

Shri/Smt./Kum.....and/or his family ordinarily reside(s) in the.....District/Divisionof.....State. This is also to certify tha the/she does not belong to the persons/sections (Creamy Layer) mentioned in Column3 of the Schedule to the Government of India, Department of Personnel & Training O.M.No.36012/22/93-Estt.(SCT) Dated08/09/93 which Is modified vide OM No.36033/1/2013Estt.(Res.) dated 13 September, 2017.

Dated:.....

Districtmagistrate/ Deputy commissioner,etc  
Seal

### Note:

- (a) Theterm'Ordinarily'usedherewillhavethesamemeaningasinSection20oftheRepresentationofthePeople Act,1950.
- (b) TheauthoritiescompetenttoissueCasteCertificatesareindicatedbelow:
  - (i) District Magistrate/Additional Magistrate/Collector/Deputy Commissioner/Additional Deputy Commissioner/ Deputy Collector/Ist Class Stipendiary Magistrate/Sub-Divisional Magistrate/Taluka Magistrate/ Executive Magistrate/Extra Assistant Commissioner (Not Below The Rank of Ist Class Stipendiary Magistrate).
  - (ii) Chief Presidency Magistrate/Additional Chief Presidency Magistrate/Presidency Magistrate.
  - (iii) Revenue Officer not below the rank of Tehsildar' and
  - (iv) Sub-Divisional Officer of the area where the candidate and/or his family resides.

## DECLARATION/UNDERTAKING-FOR OBC CANDIDATES ONLY

I,.....son/daughter of Shri ..... resident of Village/Town/City ..... District ..... State here by declare that I belong to the ..... Community which is recognized as a Backward Class by the Government of India for the purpose of reservation in services as per orders contained in Department of Personnel and Training Office Memorandum No.36012/22/93-Estt.(SCT), dated 8/9/1993. It is also declared that I do not belong to persons/Sections (Creamy Layer) mentioned in Column 3 of The Schedule to the above referred Office Memorandum, Dated 8/9/1993, which is Modified vide Department of Personnel and Training Office Memorandum No.36033/1/2013 Estt.(Res.) dated 13 September, 2017.

Place:.....Signature of the Candidate

Date:.....

- **Declaration/undertaking not signed by candidate will be rejected.**
- **False declaration will render the applicant liable for termination of registration at any time.**

### Creamy Layer Definition

OBC Creamy layer is defined comprehensively at <http://ncbc.nic.in/html/creamyayer.html>

All candidates for the OBC reserved seats should make sure that they do not satisfy any of the creamy layer criteria as listed in the website. Some general exclusion for quick reference (no way comprehensive) are as follows.

1. Any of the parents holds a constitutional position in Govt. of India
2. Anyone of the parents is a class I officer.
3. Both the parents are class II officers.
4. Anyone of the parents is employed in an equivalent rank to class I officer or both parents equivalent to class II officer in a public sector, insurance companies, banks, universities or in other organizations.
5. Land holding on irrigated land are 85% or more of the statutory ceiling area.
6. Parents income is more than Rs.8 lakhs per year or Government of India directives applicable at the time of counseling.

Government of .....  
(Name & Address of the authority issuing the certificate)

# INCOME & ASSEST CERTIFICATE TO BE PRODUCED BY ECONOMICALLY WEAKER SECTIONS

Certificate No. \_\_\_\_\_

Date: \_\_\_\_\_

VALID FOR THE YEAR \_\_\_\_\_

This is to certify that Shri/Smt./Kumari \_\_\_\_\_ son/daughter/wife of \_\_\_\_\_ permanent resident of \_\_\_\_\_ Village/Street \_\_\_\_\_ Post Office \_\_\_\_\_ District \_\_\_\_\_ in the State/Union Territory \_\_\_\_\_ Pin Code \_\_\_\_\_ whose photograph is attested below belongs to Economically Weaker Sections, since the gross annual income\* of his/her 'family'\*\* is below Rs. 8 lakh (Rupees Eight Lakh only) for the financial year \_\_\_\_\_. His/her family does not own or possess any of the following assets\*\*\* :

- I. 5 acres of agricultural land and above;
- II. Residential flat of 1000 sq. ft. and above;
- III. Residential plot of 100 sq. yards and above in notified municipalities;
- IV. Residential plot of 200 sq. yards and above in areas other than the notified municipalities.

2. Shri/Smt./Kumari \_\_\_\_\_ belongs to the \_\_\_\_\_ caste which is not recognized as a Scheduled Caste, Scheduled Tribe and Other Backward Classes (Central List)

Signature with seal of Office \_\_\_\_\_  
Name \_\_\_\_\_  
Designation \_\_\_\_\_

Recent Passport size  
attested photograph of  
the applicant

\*Note1: Income covered all sources i.e. salary, agriculture, business, profession, etc.

\*\*Note 2: The term "Family" for this purpose include the person, who seeks benefit of reservation, his/her parents and siblings below the age of 18 years as also his/her spouse and children below the age of 18 years

\*\*\*Note 3: The property held by a "Family" in different locations or different places/cities have been clubbed while applying the land or property holding test to determine EWS status.

## APPENDIX-I

**List of Agricultural Universities (AUs) which have expressed their willingness to utilize NTA scores for their UG admissions (2021-22)**

<b>Sl. No.</b>	<b>Name of the University</b>
1	ANGRAU, Guntur
2	CSKHPKV, Palampur
3	GADVASU, Ludhiana
4	CAU, Imphal
5	TNVASU, Chennai
6	Dr. YSPUHF Solan

Note: The scores will be provided by NTA



011-40759000



## National Testing Agency

(An autonomous organization under the Department of  
Higher Education, Ministry of Education, Government of India)

**Help Desk:**

Email : [icar@nta.ac.in](mailto:icar@nta.ac.in)

Website: [www.nta.ac.in](http://www.nta.ac.in), <https://icar.nta.ac.in>