



NATIONAL TESTING AGENCY

Excellence in Assessment

(उच्चतर शिक्षा विभाग, शिक्षा मंत्रालय, भारत सरकार के तहत एक स्वायत्त संगठन)
(An Autonomous Organization under the Department of Higher Education,
Ministry of Education, Government of India)



वैज्ञानिक तथा औद्योगिक अनुसंधान परिषद

COUNCIL OF SCIENTIFIC & INDUSTRIAL RESEARCH

(विज्ञान एवं प्रौद्योगिकी मंत्रालय, भारत सरकार)

MINISTRY OF SCIENCE & TECHNOLOGY, GOVT. OF INDIA

Information Bulletin

Joint CSIR- UGC NET Examination

June 2021

NATIONAL TESTING AGENCY

Vision

The right candidates joining best institutions will give India her demographic dividend.

Mission

To improve equity and quality in education by administering research based valid, reliable, efficient, transparent, fair and international level assessments. The best subject matter experts, psychometricians and IT delivery and security professionals will ensure that the current gaps in existing assessment systems are properly identified and bridged.

Core values

NTA will create a system which will promote teaching (by teachers), learning (by students) and assessment (by parents and institutions). NTA strongly believes in quality, efficiency, effectiveness, equity and security of assessments. To practice these values, NTA will constantly engage with its stakeholders, viz. students, parents, teachers, experts and partner institutions.

Contents

IMPORTANT INFORMATION AND DATES AT A GLANCE	6
CHAPTER – 1: INTRODUCTION ABOUT NTA AND JOINT CSIR- UGC NET	10
1.1. ABOUT NATIONAL TESTING AGENCY (NTA)	10
1.2. ABOUT JOINT CSIR-UGC FELLOWSHIP	10
1.3. ABOUT JUNIOR RESEARCH FELLOWSHIP STIPEND	11
1.4. JOINT CSIR-UGC NET EXAMINATION JUNE 2021	11
CHAPTER – 2: ELIGIBILITY CRITERIA	13
2.1. FOR JOINT CSIR- UGC NET JUNE 2021 COURSES	13
CHAPTER – 3: DETAILS OF EXAMINATIONS	15
3.1. MODE OF EXAMINATIONS	15
3.2. PATTERN OF QUESTION PAPERS	15
3.3. MEDIUM OF EXAMINATION	17
3.4. MARKING SCHEME OF EXAMINATIONS	17
3.5. SUBJECTS OF THE TEST	17
3.6. SYLLABUS OF THE TEST	18
3.7. IMPORTANT TIMING OF EXAMINATION:	18
CHAPTER – 4: FACILITY FOR PWD CANDIDATES	19
5.1. PROVISIONS RELATING TO PERSONS WITH DISABILITY (PWD)	19
5.1.1. FACILITIES FOR PERSONS WITH BENCHMARK DISABILITY (PWBD) FOR THIS EXAMINATION	19
CHAPTER – 5: REGISTRATION AND APPLICATION PROCESS	20
5.1. READY RECKONER:	20
5.2. INSTRUCTIONS FOR FILLING ONLINE APPLICATION FORM	20
5.3. CHOICE OF CITIES FOR EXAMINATION CENTRE	22
5.4. PROCEDURE FOR FILLING APPLICATION FORM	22
5.5. IMPORTANT POINTS TO NOTE:	26
CHAPTER – 6: ADMIT CARD, INSTRUCTIONS AND PROHIBITED MATERIALS	28
6.1. ADMIT CARD FOR THE EXAMINATIONS	28
6.2. IMPORTANT INSTRUCTIONS FOR CANDIDATES	29
6.3. CENTRES FOR JOINT CSIR- UGC NET JUNE 2021	31
6.4. PROHIBITED MATERIALS	32
CHAPTER – 7: UNFAIR MEANS PRACTICES	33
7.1. UNFAIR MEANS PRACTICES AND BREACH OF EXAMINATION RULES	33
CHAPTER – 8: PROCEDURE OF DECLARATION OF RESULT	35
8.1. DISPLAY OF RECORDED RESPONSES	35
8.2. DISPLAY OF PROVISIONAL ANSWER KEY FOR CHALLENGES	35
8.3. PROCEDURE AND CRITERIA FOR DECLARATION OF RESULT	35
8.4. PERCENTILE AND NORMALIZATION PROCEDURE	36
CHAPTER – 9: GENERAL / MISCELLANEOUS PROVISIONS	37

9.1. PROCEDURE FOR APPEARING IN COMPUTER BASED TEST (CBT)	37
9.2. TEST PRACTICE CENTRES (TPCS)	37
9.3. CAUTION NOTICE AND NON-DISCLOSURE AGREEMENT	37
9.3.1. CAUTION NOTICE	37
9.3.2. NON-DISCLOSURE AGREEMENT (NDA)	37
9.4. COMMON SERVICES CENTRES/FACILITATION CENTRES	38
CHAPTER – 10: QUERY REDRESSAL SYSTEM / CORRESPONDENCE WITH NTA	39
10.1. QUERY REDRESSAL SYSTEM	39
10.2. CORRESPONDENCE WITH NTA	39
10.3. NTA WEEDING OUT RULES	39
10.4. LEGAL JURISDICTION	39
ANNEXURE-I: PAYMENT OF EXAM FEE - PROCEDURE/ MODE / SERVICE PROVIDER(S), SERVICES CHARGES AND HELPDESK	40
ANNEXURE-II: JOINT CSIR- UGC NET SUBJECTS AND ELIGIBILITY CRITERIA	43
ANNEXURE- III: LIST OF EXAM CITIES FOR JOINT CSIR- UGC NET JUNE 2021	45
ANNEXURE- IV: CERTIFICATE REGARDING PHYSICAL LIMITATION TO WRITE IN AN EXAMINATION	51
ANNEXURE- V: LETTER OF UNDERTAKING FOR USING OWN SCRIBE	52
ANNEXURE- VI- ATTESTATION FORM	53
ANNEXURE- VII: FORMAT OF OBC CERTIFICATE	54
ANNEXURE- VIII: FORMAT OF SC/ST CERTIFICATE	55
ANNEXURE- IX: FORMAT OF EWS CERTIFICATE	56
ANNEXURE- X SELF DECLARATION OF MINORITY COMMUNITY BY CANDIDATE FOR SUPPORT FOR MINORITY STUDENTS	57
ANNEXURE- XI AFFIDAVIT FOR SINGLE GIRL CHILD	58
ANNEXURE- XII: PROCEDURE FOR APPEARING IN COMPUTER BASED TEST (CBT)	59
ANNEXURE- XIII: INSTRUCTIONS REGARDING COVID-19	66
ANNEXURE- XIV: TEST PRACTICE CENTRES (TPCS)	69
ANNEXURE- XV: COMMON SERVICES CENTRES/FACILITATION CENTRES	70
ANNEXURE- XVI: REPLICA OF APPLICATION FORM	71
ANNEXURE- XVII: PROCEDURE TO BE ADOPTED FOR COMPILATION OF NTA SCORES FOR MULTI SESSION PAPERS (NORMALIZATION PROCEDURE BASED ON PERCENTILE SCORE)	81
ANNEXURE- XVIII: HELPDESK CONTACT DETAILS OF JOINT CSIR- UGC NET JUNE 2021	86

LIST OF ABBREVIATIONS

CBT	Computer Based Test
CSIR	Council of Scientific and Industrial Research
EWS	Economically Weaker Section
GOI	Government of India
MCQ	Multiple Choice Question
MoE	Ministry of Education
NDA	Non-Disclosure Agreement (NDA)
NEGP	National e-Governance Plan (NeGP)
NTA	National Testing Agency
OBC-NCL	Other Backward Classes-Non Creamy Layer
PwD	Persons with Disabilities
QRS	Query Redressal System
RPwD	The Rights of Persons with Disabilities Act, 2016
SC	Scheduled Castes
ST	Scheduled Tribes
TPC	Test Practice Centre
UGC	University Grant Commission
UPI	Unified Payment Interface (UPI)
UR	Unreserved
UT	Union Territory
VLE	Village level Entrepreneur

IMPORTANT INFORMATION AND DATES AT A GLANCE

(Please refer to Information Bulletin for details)

Dates, Fee Details and Application Procedure for Joint CSIR- UGC NET June 2021:

Name of the Examination	Joint CSIR- UGC NET June 2021
Online registration and submission of Application Form through NTA Website: https://csirnet.nta.nic.in	03 December 2021 to 02 January 2022 (upto 11:50 pm)
Last date for successful transaction of Examination fee	03 January 2022 (upto 11:50 pm)

Fee Payable for JOINT CSIR- UGC NET June-2021 (through: Net-Banking/ Debit Card /Credit Card / UPI/Wallet)	
Category	Application Fee
General/General-EWS	INR 1000
OBC-NCL*	INR 500
SC/ST	INR 250
Third gender	INR 250
PwD	NIL
Note: <ul style="list-style-type: none"> An applicant can apply for payment through net-banking/debit/credit card/UPI/Wallet. Service charges of the concerned Bank/ Payment Gateway Integrator, as applicable. Applicants are advised to read Payment instructions carefully before paying the application fee. 	

Name of the Examination	JOINT CSIR- UGC NET June - 2021
Correction in the Particulars of Application Form online only	05.01.2022 to 09.01.2022
Downloading of Admit Card by the Candidate from NTA Website	To be announced later through website.
Mode of Examination	Computer Based Test (CBT)
Pattern of Examination	MCQ
Duration of Examination	180 minutes (03 hours)
Date of Examination Schedule	29 January, 05 February and 06 February 2022
Timing of Examination	Shift I - 09:00 am to 12:00 noon Shift II- 03:00 pm to 06:00 pm (IST)
Centre, Date and Shift of Joint CSIR-UGC NET Examination	As mentioned on the Admit Card
Display of Recorded Responses and Answer Keys	To be announced later on website
Declaration of Result on NTA Website	To be announced later on website
Website	https://csirnet.nta.nic.in/ www.nta.ac.in

**OBC (Other Backward Classes)-NCL (Non-Creamy Layer) as per the central list of Other Backward Classes available on the website of National Commission for Backward Classes. The candidates falling in this list may mention OBC in the Category Column.*

State list OBC Candidates who are not in OBC-NCL (Central List) must choose General.

1. Candidates can apply for Joint CSIR-UGC NET June 2021 through “Online” mode.
2. Candidate must carefully read the Instructions (including how to fill up Application Form online) given in the Information Bulletin available on the NTA Website. Candidates not complying with the Instructions shall be summarily disqualified.
3. Submission of Online Application Form may be done by accessing NTA website <https://csirnet.nta.nic.in>. Application Form in any other mode will not be accepted.
4. **Only one application is to be submitted by a candidate.**
5. Candidates must ensure that E-mail Address and Mobile Number provided in the **Online Application Form are their own** as all information/ communication will be sent by NTA through e-mail on the **registered e-mail address or SMS on registered Mobile Number only.**
6. Instructions for filling Online Application Form:
 - ❖ Download Information Bulletin and read the same carefully regarding eligibility and procedure / documentation required for filling the Online Application Form.
 - ❖ **Follow the steps given below to Apply Online:**
 - Step-1:** Apply for Online Registration using unique Email Id and Mobile No.
 - Step-2:** Fill in the Online Application Form and note down the system generated Application No.
 - Step-3:** Upload legible scanned images of: (i) a recent photograph (in jpg/ jpeg file, size 10Kb – 200Kb) either in colour or black & white with 80% face (without mask) visible including ears against white background; (ii) candidate’s signature (file size: 4kb - 30kb) (iii) Duly verified Result Awaited Attestation Form (file size: 50KB to 500KB), (iv) Category Certificate (SC/ ST/ OBC/ EWS etc.) (file size: 50KB to 300KB), (v) PwD Certificate (file size: 50KB to 300KB)
 - Step-4:** Pay prescribed fee **through Net Banking / Debit Card / Credit Card / UPI and Wallet**, keep proof of fee paid for future reference.
 - ❖ Download, save and print copies of Confirmation Page after successful remittance of fee and keep copies safely for future reference.
 - ❖ All the 4 Steps can be done together or at separate times.
 - ❖ PwD candidates are exempted from payment of fee.

All the 4 Steps can be done together or at separate timings.

7. After the submission of Online Application Form (i.e., successful completion of all the Steps), Confirmation Page of the Application Form, should be downloaded and a printout of the same may be retained for future reference. The Confirmation Page of the online Application Form will be generated **only after successful payment by the Candidate.**

In case the Confirmation Page is not generated after payment of the prescribed Fee, the candidate should approach the concerned Bank/ Payment Gateway integrator (at the helpline

number and email given in Annexure- I of the Information Bulletin), for ensuring the successful payment.

In spite of the above, if successful transaction is not reflected on the Portal, it means transaction is not complete and candidate may pay second time and ensure OK status. However, any duplicate payment received from the candidate by NTA in course of said transactions will be refunded (in the same payment mode through which the duplicate payment is received), after fee reconciliation by NTA.

8. Information such as his/ her name, contact details / address, category, PwD status, educational qualification details, date of birth, choice of exam cities, etc. provided by the candidate in the online Application Form will be treated as final. Any request for change in such particulars after the closure of correction period will not be considered by NTA.
9. *NTA does not edit/modify/alter any information entered by the candidate under any circumstances. Any request for change in information will not be entertained. Therefore, candidates are advised to exercise utmost caution for filling up correct details in the Application Form. **Request for corrections made by any candidates through Post/ Fax/WhatsApp/Email/by hand will not be entertained by NTA.***
10. *Candidates must ensure that their email address and mobile number to be registered on their online Application Form are their own, as relevant/ important information/ communication will be sent by NTA through e-mail on the registered e-mail address and/or through SMS on registered mobile number only. NTA shall not be responsible for any non-communication/ mis-communication with a candidate in the email address or mobile number given by him/ her other than his/ her own.*
11. *NTA disclaims any liability that may arise to a candidate(s) due to incorrect information provided by him/her in his/her online Application Form.*
12. Candidates are advised to visit the NTA Website and check their e-mails regularly for latest updates.
13. Candidates shall appear in the exam at their own cost at the allotted Examination Centre on the Date / Shift and time indicated on their respective Admit Cards which would be issued by the NTA in due course through its Website.

Notes:

- i. The final submission of Online Application Form will remain incomplete if Step-3 and step-4 are not complete. Such forms will stand rejected and no correspondence on this account will be entertained.
- ii. No request for refund of fee once remitted by the candidate will be entertained by NTA under any circumstances.
- iii. The entire application process for **Joint CSIR- UGC NET June 2021** is online, including uploading of scanned images, payment of fees, and printing of Confirmation Page, Admit Card, etc.
- iv. Usage of Data and Information: NTA/Government of India can use the data provided by the End Users (test taker in this case) for internal purpose(s) including training, research and development, analysis and other permissible purpose(s). However, this information is not for use by any third party or private agency for any other use.

Brief Advisory regarding COVID-19 Pandemic: (Annexure –XIII)

Candidates are advised to carry only the following with them into the Examination venue:

- a) Admit Card along with Self Declaration (Undertaking) downloaded from the NTA Website (a clear printout on A4 size paper) duly filled in.
- b) A simple transparent Ball Point Pen.
- c) Additional photograph, to be pasted on Attendance Sheet
- d) Personal hand sanitizer (50 ml).
- e) Personal transparent water bottle.
- f) ID Proof
- g) Sugar tablets/fruits (like banana/apple/orange) in case the candidate is diabetic.

Notes:

1. In case it is found at any time in future that the Candidate has used / uploaded the photograph and signature of someone else in his/ her Application Form / Admit Card or he/she has tampered his/her Admit Card / result, these acts of the candidate shall be treated as Unfair Means (UFM) Practices on his/her part and he/she shall be proceeded with the actions as contemplated under the provisions of the Information Bulletin relating to Unfair Means Practices.
2. Candidates are NOT allowed to carry Instruments, Geometry or Pencil box, Handbag, Purse, any kind of Paper/ Stationery/ Textual material (printed or written material), Eatables (loose or packed), Mobile Phone/ Earphone/ Microphone/ Pager, Calculator, DocuPen, Slide Rules, Log Tables, Camera, Tape Recorder, Electronic Watches with facilities of calculator, any metallic item or electronic gadgets/ devices in the Examination Hall/Room. Smoking, chewing gutka, spitting etc. in the Examination Room/Hall is strictly prohibited.
3. Possession by a candidate of any of the above-mentioned items will be treated as an act of Unfair Means and may lead to cancellation of his/her candidature in the Examination & may also involve debarring the candidate for future Examination(s).

CHAPTER – 1: INTRODUCTION ABOUT NTA AND JOINT CSIR- UGC NET

1.1. About National Testing Agency (NTA)

The Ministry of Human Resource Development (MHRD), which is now known as Ministry of Education (MoE), Government of India (GOI) has established the National Testing Agency (NTA) as an independent, autonomous, and self-sustained premier testing organization under the Societies Registration Act (1860) for conducting efficient, transparent and international standards tests in order to assess the competency of candidates for admissions to premier higher education institutions.

The National Testing Agency (NTA) has been entrusted by the CSIR, with the task of conducting of Joint CSIR-UGC NET June 2021.

1.2. About Joint CSIR-UGC Fellowship

The Council of Scientific and Industrial Research (CSIR) has entrusted the responsibility of conducting Joint CSIR-UGC NET in CBT mode to NTA. Joint CSIR UGC NET is a test being conducted to determine the eligibility of Indian nationals for Junior Research Fellowship (JRF) and for Lectureship (LS) /Assistant Professor in Indian universities and colleges subject to fulfilling the eligibility criteria laid down by UGC. Online applications for JRF/NET are invited twice a year on all India basis through Press Notification of Joint CSIR-UGC NET for JRF and LS/AP. In 2020, the test was conducted only once due to Covid-19 pandemic.

CSIR and UGC provide Research Fellowships for training in methods of research under expert guidance of faculty members/scientists working in University Department/ National Laboratories and Institutions in various fields of Science. Joint CSIR-UGC NET Fellowships are tenable in Universities/IITs/Post Graduate Colleges/Govt. Research Establishments including those of the CSIR, Research & Development establishments of recognized public or private sector industrial firms and other recognized institutions. Only bonafide Indian Citizens are eligible for the test. Joint CSIR-UGC NET Fellowship is tenable in India. The programme is aimed at National Science & Technology Human Resource Development.

A large number of JRFs are awarded each year by CSIR to candidates holding BS-4 years program/ BE/ B.Tech./ B. Pharma/ MBBS/ Integrated BS-MS/M.Sc. or Equivalent degree/ B.Sc. (Hons) or equivalent degree holders or students enrolled in integrated MS-Ph.D. program with **at least 55%** marks for General/General-EWS & OBC (**50% for SC/ST/Third gender candidates and Persons with Disability**) after qualifying the Test conducted by CSIR twice a year in June and December.

This Test also determines the eligibility of candidates for Lectureship/Assistant Professor in Indian University/Colleges. Those who qualify for JRF are eligible for Lectureship/Assistant Professor also, subject to fulfilling the eligibility criteria laid down by

UGC. Some aspirants are declared successful in eligibility for Lectureship/Assistant Professor only based on their performance in the test.

The award of Joint CSIR-UGC NET Fellowship is for a fixed tenure and does not imply any assurance or guarantee for subsequent employment by CSIR-UGC NET to the beneficiary.

1.3. About Junior Research Fellowship Stipend

The stipend of a JRF selected through CSIR- National Eligibility Test (NET) will be Rs.31,000/- p.m for the first two years. In addition, annual contingent grant of Rs.20,000/- per Fellow will be provided to the University / Institution. The Fellowship will be governed by terms and conditions of CSIR, UGC or Research Scheme, as applicable.

On Completion of two years as JRF and if the Fellow is registered for Ph.D, the Fellowship will be upgraded to SRF (NET) and the stipend will be increased to Rs.35,000/- p.m for the 3rd and subsequent years, on the basis of assessment of Fellows' research progress/ achievements through interview by an Expert Committee consisting of the Guide, Head of the Department and External Member from outside the University/ Institution who is an expert in the relevant field, not below the rank of Professor/ Associate Professor. As far as possible, the External Member should be the chairman of three members Committee. Where the guide happens to be the Head of the Department, the Dean, Faculty of Science or any senior member of the Department may be associated as the third member of the Committee. In the event of the Committee not recommending up-gradation or the fellow has not registered for Ph.D, the candidate will continue as JRF with a stipend of Rs.31,000/- p.m. for the 3rd year or his/her fellowship may be terminated depending upon the recommendation of the Committee and the decision of CSIR in this regard shall be final. The progress of research work of JRF will be assessed by duly constituted three member assessment committee again at the end of 3rd year for such up-gradation.

The number of fellowship for each subject is limited.

1.4. Joint CSIR-UGC NET Examination June 2021

Joint CSIR-UGC NET Examination would be conducted by NTA on 29 January, 05 February and 06 February 2022 for determining the eligibility of Indian Nationals for the award of Junior Research Fellowships (JRF) and for determining eligibility for Lectureship (LS)/Assistant Professor in certain subject areas falling under the faculty of Science & Technology. Joint CSIR-UGC NET June 2021 shall be conducted by NTA on **29 January, 05 February and 06 February 2022** in the enlisted subjects (**Annexure- II**) based on syllabus (available at www.csirhrdg.res.in), at selected Cities of Examination centres spread across the country given at **Annexure- III**.

Option to be exercised by candidate:

A candidate may apply either for 'Junior Research Fellowship (JRF)' OR 'Lectureship (LS)/Assistant Professor'. He/she may indicate his/her preference in the Online Application, as the case may be. If a candidate applies for JRF and fulfils the laid down eligibility criteria for Lectureship/Assistant Professor also, such a candidate will be considered for both JRF & LS/Assistant Professor. Option/preference given by the candidate in his/her application form is final and request for change will not be entertained at any later stage. The total number of candidates who will qualify depends on the number of fellowships available and performance in the test, subject to the condition that they fulfill the laid down eligibility criteria. If a candidate is found to be over-age for JRF (NET), he/she will be automatically considered for Lectureship/Assistant Professor (NET) only. Candidates with M.Sc. qualification OR under M.Sc. Result Awaited (RA) category shall be eligible for Lectureship (LS)/Assistant Professor subject to fulfilling the eligibility criteria as laid down by the UGC.

- 1.5.** The National Fellowship for Scheduled Caste Students (NFSC), National Fellowship for Other Backward Classes (NFOBC) and the Maulana Azad National Fellowship for Minority Students (MANF) shall be governed by the guidelines available on the official websites of the concerned Ministries and/or the UGC.

The selection of candidates for the following Fellowships of the Ministry of Social Justice and Empowerment and the Ministry of Minorities Affairs is also made through the CSIR-UGC-NET:

- National Fellowship for Scheduled Caste Students (NFSC)
- National Fellowship for Other Backward Classes (NFOBC)
- Maulana Azad National Fellowship for Minority Students (MANF)

Candidates aspiring for the Fellowships listed above, shall also have to apply for the Test.

CHAPTER – 2: ELIGIBILITY CRITERIA

2.1. For Joint CSIR- UGC NET June 2021 Courses

2.1.1. Essential Educational Qualifications:

M.Sc. or equivalent degree/ Integrated BS-MS/ BS-4 years/ BE/ B. Tech/ B. Pharma/ MBBS with at least 55% (without rounding off) marks for General (UR)/General-EWS and OBC candidates and 50% (without rounding off) for SC/ST, Third gender and Persons with Disability (PwD) candidates.

Candidates enrolled for M.Sc or having completed 10+2+3 years of the above qualifying examination as on the closing date of online submission of Application Form, are also eligible to apply in the above subject under the Result Awaited (RA) category on the condition that they complete the qualifying degree with requisite percentage of marks within the validity period of two years to avail the fellowship.

Such candidates will have to submit the attestation form duly certified by the Head of the Department/Institute from where the candidate is appearing or has appeared.

B.Sc (Hons) or equivalent degree holders or students enrolled in Integrated MS-PhD program with **at least 55%** marks for General (UR)/General-EWS and OBC candidates; **50% marks** for SC/ST, Third gender, Persons with Disability (PwD) candidates are also eligible to apply. Candidates with Bachelor's degree will be eligible for CSIR fellowship only after getting registered/enrolled for Ph.D/Integrated Ph.D program within the validity period of two years. **Candidates possessing only Bachelor's degree are eligible to apply only for Junior Research Fellowship (JRF) and not for Lectureship (LS)/Assistant Professor.**

B.E/ B.S/ B.Tech/ B.Pharma/ MBBS final year/result awaited candidates are eligible to apply for fellowship only. These candidates will not be eligible for Lectureship/Assistant professor.

B.Sc. (Hons.) final year/Result awaited candidates are not eligible to apply.

Specification of degrees (whether Bachelor's or Master's) as notified by UGC in its Gazette Notification No. F. 5-1/2013 (CPP-II) dated 5th July, 2014 and as amended from time to time, shall apply.

The eligibility for lectureship/ Assistant Professor of NET qualified candidates will be subject to fulfilling the criteria laid down by UGC. Ph.D degree holders who have passed Master's degree prior to 19th September, 1991 **with at least 50% marks** are eligible to apply for Lectureship/ Assistant Professor only.

Candidates belonging to the Third gender category are eligible to draw the same

relaxation in fee, age and Eligibility Criteria for NET (i.e. JRF and Assistant Professor) as are available to SC/ST categories. The subject-wise qualifying cut-offs for this category would be the lowest among those for SC/ ST/ PwD/ OBC–NCL / General-EWS categories in the corresponding subject.

2.2.1. Upper Age limit:

- (a) JRF:** Maximum 28 years as on 01/07/2020* {upper age limit may be relaxable up to 5 years in case of SC/ST/Third gender/Persons with Disability (PwD)/female applicants and 03 years in case of OBC (Non-Creamy Layer) applicants}.

* This age limit is applicable for the current examination cycle only.

- (b) Lectureship (LS)/ Assistant Professor:** No upper age limit.

CHAPTER – 3: Details of Examinations

3.1. Mode of Examinations

The Examinations will be conducted in Computer Based Test (CBT) mode.

3.2. Pattern of Question Papers

The Test will consist of **three parts**. All the parts will consist of objective type, multiple choice questions. **There will be no break between papers**. The subject-wise scheme of examination is as per details below:

CHEMICAL SCIENCES	PART A	PART B	PART C	TOTAL
Total questions	20	40	60	120
Max No of Questions to attempt	15	35	25	75
Marks for each correct answer	2	2	4	200
Marks for each incorrect answer (Negative marking for part A, B & C is @ 25%)	0.5	0.5	1	-
EARTH, ATMOSPHERIC, OCEAN AND PLANETARY SCIENCES	PART A	PART B	PART C	TOTAL
Total questions	20	50	80	150
Max No of Questions to attempt	15	35	25	75
Marks for each correct answer	2	2	4	200
Marks for each incorrect answer (Negative marking for part A & B is @ 25% and part C is @ 33%)	0.5	0.5	1.32	-
LIFE SCIENCES	PART A	PART B	PART C	TOTAL
Total questions	20	50	75	145
Max No of Questions to attempt	15	35	25	75
Marks for each correct answer	2	2	4	200
Marks for each incorrect answer (Negative marking for part A, B & C is @ 25%)	0.5	0.5	1	-
MATHEMATICAL SCIENCES	PART A	PART B	PART C	TOTAL
Total questions	20	40	60	120
Max No of Questions to attempt	15	25	20	60
Marks for each correct answer	2	3	4.75	200
Marks for each incorrect answer (Negative marking in Part A & B is @ 25%; no negative marking in Part C)	0.5	0.75	0	-

PHYSICAL SCIENCES	PART A	PART B	PART C	TOTAL
Total questions	20	25	30	75
Max No of Questions to attempt	15	20	20	55
Marks for each correct answer	2	3.5	5	200
Marks for each incorrect answer (Negative marking for part A, B & C is @ 25%)	0.5	0.875	1.25	-

Chemical Sciences: The candidate is required to answer a maximum of 15, 35 and 25 questions from Part-A, Part-B and Part-C respectively. If more than required number of questions are answered, only first 15, 35 and 25 questions in Part A, Part B and Part C respectively will be taken up for evaluation. Below each question in Part A, Part B and Part C, four alternatives or responses are given. Only one of these alternatives is the "correct" option to the question. The candidate has to find, for each question, the correct or the best answer.

Earth Sciences: The candidate is required to answer a maximum of 15, 35 and 25 questions from Part-A, Part-B and Part-C respectively. If more than required number of questions are answered, only first 15, 35 and 25 questions in Part A, Part B and Part C respectively will be taken up for evaluation. Below each question in Part A, Part B and Part C, four alternatives or responses are given. Only one of these alternatives is the "correct" option to the question. The candidate has to find, for each question, the correct or the best answer.

Life Sciences: The candidate is required to answer a maximum of 15, 35 and 25 questions from Part-A, Part-B and Part-C respectively. If more than required number of questions are answered, only first 15, 35 and 25 questions in Part A, Part B and Part C respectively will be taken up for evaluation. Below each question in Part A, Part B and Part C, four alternatives or responses are given. Only one of these alternatives is the "correct" option to the question. The candidate has to find, for each question, the correct or the best answer.

Mathematical Sciences: The candidate is required to answer a maximum of 15, 25 and 20 questions from Part-A, Part-B and Part-C respectively. If more than required number of questions are answered, only first 15, 25 and 20 questions in Part A, Part B and Part C respectively will be taken up for evaluation. Below each question in Part A, Part B, four alternatives or responses are given. Only one of these alternatives is the "correct" option to the question. **The candidate has to find, for each question, the correct or the best answer. In Part C each question may have "ONE" or "MORE" correct options. Credit in a question shall be given only on identification of "ALL" the correct options in Part C.**

Physical Sciences: The candidate is required to answer a maximum of 15, 20 and 20 questions from Part-A, Part-B and Part-C respectively. If more than required number of

questions are answered, only first 15, 20 and 20 questions in Part A, Part B and Part C respectively will be taken up for evaluation. Below each question in Part A, Part B and Part C, four alternatives or responses are given. Only one of these alternatives is the "correct" option to the question. The candidate has to find, for each question, the correct or the best answer.

Part 'A' shall be common to all subjects. This part shall contain questions pertaining to General Aptitude with emphasis on logical reasoning, graphical analysis, analytical and numerical ability, quantitative comparison, series formation, puzzles etc.

Part 'B' shall contain subject-related conventional Multiple-Choice questions (MCQs), generally covering the topics given in the syllabus.

Part 'C' shall contain higher order questions that may test the candidate's knowledge of scientific concepts and/or application of the scientific concepts. The questions shall be of analytical nature where a candidate is expected to apply scientific knowledge to arrive at the solution to the given scientific problem.

3.3. Medium of Examination

The test will be in Hindi and English version. Candidates opting for Hindi medium in the Application Form will be given bilingual paper, but candidates opting for English medium will be given English version only. Candidates are required to answer in the medium as per option exercised in the Application Form. In case of any ambiguity between Hindi and English version due to translation, English version would be treated as final.

3.4. Marking Scheme of Examinations

Please refer to point no. 3.2.

3.5. Subjects of the Test

The Test will be held in the subjects mentioned below:

Subject Code	Subjects of the Test
701	Chemical Sciences
702	Earth, Atmospheric, Ocean and Planetary Sciences
703	Life Sciences
704	Mathematical Sciences
705	Physical Sciences

3.6. Syllabus of the Test

Syllabus & Scheme of Examination of the MCQ Paper may be seen at CSIR HRDG website: www.csirhrdg.res.in.

3.7. Important Timing of Examination:

Date of Examination (29 January, 05 February and 06 February 2022)		
	First Shift	Second Shift
Timing of Examination	09:00 am- 12:00 noon	03:00 pm- 6:00 pm
Duration of Examination	03 hours without break	
Entry into the Examination Centre*	7:00 am- 8:00 am	01:00 pm -2:00 pm
Entry in the Examination Hall/Room	8:15 am- 8:30 am	2:15 pm- 2:30 pm
Checking of Admit Cards by the invigilator	8:30 am- 8:45 am	2:30 pm - 2:45 pm
Sitting on the seat in the Examination Hall	8:45 am	2:45 pm
Instructions by the invigilators	8:45 am -8:55 am	2:45 pm- 2:55 pm
Test Commences	9:00 am	3:00 pm
Test Concludes	12:00 noon	6:00 pm

**Candidates are advised to report at the Examination Centre, at least 2 hours before the commencement of the examination. Candidates will not be permitted to enter into the Examination Centre after 8.00 am in first Shift and 02.00 pm in second shift. Also, the candidates will not be permitted to leave the examination hall before the end of the exam.*

In case any candidate furnishes false information, appears in Computer Based Examination, the candidature is likely to be cancelled and the result will not be declared in such a case.

Note:

1. *Candidate shall appear at their own cost at the allotted Centre on the given Date, Shift and the Subject as indicated on their Admit Card issued by NTA.*
2. *Any request to change the Examination Centre, Date, Shift and NET Subject provided on the Admit Card shall not be considered under any circumstances.*

CHAPTER – 4: FACILITY FOR PWD CANDIDATES

5.1. Provisions relating to Persons with Disability (PwD)

- ❖ *As per Section 2(s) of the RPwD Act, “Persons with Disability (PwD)” means a person with long term physical, mental, intellectual, or sensory impairment which, in interaction with barriers, hinders his full and effective participation in society equally with others.*
- ❖ *According to Section 2(r) of the RPwD Act, 2016, “persons with benchmark disabilities” (PwBD) means a person with not less than forty percent (40%) of a specified disability where specified disability has not been defined in measurable terms and includes a person with disability where specified disability has been defined in measurable terms, as certified by the certifying authority.*

5.1.1. Facilities for Persons with Benchmark Disability (PwBD) for this Examination

As per the Guidelines issued by the Department of Empowerment of Persons with Disabilities (Divyangjan) under Ministry of Social Justice & Empowerment issued from time to time on the subject: “Written Examination for Persons with Benchmark Disabilities”, a candidate with one of the benchmark disabilities [as defined in Section 2(r) of RPwD Act, 2016], holding a Disability Certificate in the format prescribed in **Annexure-IV**, is entitled to the following facilities:

- ❖ *The facility of Scribe, in case he/she has a physical limitation and a scribe is essential to write the Examination on his/her behalf, being so certified in the aforesaid format by a CMO/Civil Surgeon/ Medical Superintendent of a Govt. Health Care Institution. However, as a measure of caution and due to the prevailing circumstances of COVID-19 Pandemic, such candidate is required to bring his/her own Scribe along with an undertaking in the format given at Annexure-V. In case the candidate is not able to arrange for his/ her Scribe, he/ she shall inform requirement of Scribe at his/ her Examination centre Two (02) days in advance.*
- ❖ **Compensatory Time** of 20 minutes per hour for Examination would be provided to an eligible candidate with benchmark disability (PwBD candidate), if so desired by that candidate, irrespective whether such candidate is availing the facility of Scribe or not. Such PwBD candidate shall keep the Centre Superintendent / concerned Invigilator informed about the requirement of Compensatory time before the start of the Examination so as to enable necessary arrangements for the same.

(Note: The Scribe and/ or Compensatory Time will be allowed to only those PwBD candidate(s) who declare their PwD status in their respective Online Application form. Therefore, the candidates are advised to fill the category / sub-category column very carefully).

CHAPTER – 5: Registration and Application Process

5.1. Ready Reckoner:

Before beginning the process of filling the Online Application Form, read Information Bulletin carefully, keep ready required documents and follow the following instructions:

- ❖ Copy of Board/ University Certificate for Candidate's Name, Mother's Name, Father's Name and Date of Birth
- ❖ Type of Identification – Bank A/c passbook with photograph/ Passport Number/ Ration Card/ Aadhaar Card Number/Voter ID Card Number/ Other Govt ID
- ❖ Qualifying Degree Certificate or last semester marks sheet
- ❖ Your Mailing Address as well as Permanent Address with Pin Code
- ❖ **Four cities** for Centres of your choice
- ❖ Code of Joint CSIR-UGC NET Subject
- ❖ Category Certificate, if applicable
- ❖ Self-Declaration Minority Community Certificate, if applicable
- ❖ Result Awaited Certificate, if applicable
- ❖ Economically Weaker Section (EWS) Certificate, if applicable
- ❖ Person with Disability (PwD) Certificate, if applicable
- ❖ e-mail address and Mobile Number of candidate
- ❖ Scanned images in **JPG/JPEG format only**

Candidate's Photograph	File size must be between 10 kb to 200 kb.
Candidate's Signature in running hand	File size must be between 04 kb to 30 kb.

5.2. Instructions for filling Online Application Form

- 5.1.1. Candidates have to apply "Online" only for JOINT CSIR- UGC NET June 2021 by accessing the website: <https://csirnet.nta.nic.in/>. (The Application other than online mode would not be accepted in any case.)
- 5.1.2. If a candidate submits more than one Application Form for the same course, all his/her Application Forms shall summarily be rejected.
- 5.1.3. Replica of Application Form is given at **Annexure- XVI**
- 5.1.4. Information Bulletin and Replica of Application Form given therein may be downloaded and read carefully by the candidate to be sure about his/her eligibility and acquaint with requirements for submission of Online Application Form.
- 5.1.5. Whether they fulfil the eligibility conditions for the Exam as prescribed.

5.1.6. In order to avoid correction in the particulars at a later stage, the candidate should *exercise utmost caution while filling up the details in the Application Form.*

5.1.7. Following Steps may be followed to Apply Online:

Step-1: Register for Online Registration using your own Email ID and Mobile No. and note down system generated Application Number.

Step-2: Complete the Online Application Form and note down the system generated Application Number.

Step-3: Upload scanned images of (i) Candidate's Photograph (file size: 10 kb - 200 kb), (ii) Candidate's Signature (file size: 4kb - 30kb), (iii) Duly verified Result Awaited Attestation Form (file size: 50kb - 500kb), (iv) Category Certificate (SC/ST/OBC/EWS etc.) (file size: 50kb - 300kb), (v) PwD Certificate (file size: 50kb - 300kb) in JPG/JPEG format.

Step-4: Pay prescribed fee **through Net Banking / Debit Card / Credit Card / UPI** and keep proof of fee paid for future reference.

All the 4 Steps can be completed at one go or each step completed at a time, saved, and the next completed later.

After the submission of Online Application Form (i.e successful completion of Step-4), Confirmation Page of the Application Form, should be downloaded and a printout of the same may be retained for future reference. The Confirmation Page of the online Application Form could be generated **only after successful payment by the Candidate.**

In case the Confirmation Page is not generated after payment of Prescribed Fee, then the candidate should approach the concerned Bank/Payment Gateway integrator (in the helpline number and email given in Annexure- I of the Information Bulletin), for ensuring the successful payment.

In spite of above, if successful transaction is not reflected on the Portal, it means transaction is not complete and candidate may pay second time and ensure OK status. However, any duplicate payment received from the candidate by NTA in course of said transactions will be refunded (in the same payment mode through which the duplicate payment is received), after fee reconciliation by NTA.

However, any duplicate payment received from the candidate by NTA in course of said transactions will be refunded (in the same payment mode through which the duplicate payment is received), after fee reconciliation by NTA.

Notes:

- i. The final submission of Online Application Form will remain incomplete if Step - 2 Step-3 and Step-4 are not completed, such Application Forms will stand rejected and no correspondence on this account will be entertained.
- ii. No request for refund of fee once remitted by the candidate will be entertained.
- iii. The entire application process of JOINT CSIR- UGC NET 2021 is online, including uploading of scanned images, Payment of Fees and Printing of Confirmation page. Therefore, candidates are not required to send/submit any document(s) including Confirmation page to NTA through Post/Fax/By Hand/E-mail.
- iv. Candidates are advised to keep visiting the NTA's website regularly for latest updates and to check their e-mails.
- v. The NTA can make use of the data generated for the purpose of research and analysis.
- vi. All the candidates who have submitted the online Application and paid the Examination fee till last date will be allowed to appear in JOINT CSIR- UGC NET 2021 and their admit cards will be uploaded on the website.
- vii. NTA verifies neither the information filled by the candidates in the Application Form nor any certificate of Category/Educational Qualification for deciding the eligibility of candidates.
- viii. The certificates of educational qualification and category (if applied under reserved category) will be verified by the concerned institution. The candidates are, therefore, advised to ensure their eligibility and the category (if applying under reserved category).
- ix. NTA will, in no way, be responsible for any wrong/incorrect information furnished by the candidate(s) in his/her Online Application Form. The letter/e-mails/WhatsApp Message/Public Grievance in this regard will not be entertained by the NTA.

5.3. Choice of Cities for Examination Centre

- 6.2.1. List of Cities for Examination Centres for JOINT CSIR- UGC NET 2021 are given at Annexure III respectively. **It is mandatory for candidates to select four cities of their choice while filling Online Application Form. {Annexure III}**
- 6.2.2. Effort will be made to allot a Centre of Examination to a candidate in a City of his/her Choice. However, due to logistic & administrative reasons, exam centre may be allotted to him/her in a different city of nearby area.
- 6.2.3. The City for Examination Centre once chosen and allotted cannot be changed (after the closing of the correction window) and any request in this regard will not be entertained.

5.4. Procedure for Filling Application Form**PART I: REGISTRATION PAGE**

Fill in the basic information and note down the system generated Application No.

- (i) Candidate's Name/ Mother's Name/ Father's Name:
Provide Candidate's Name, Mother's Name, and Father's Name as given in the Secondary School Examination or equivalent Board / University Certificate in capital

letters. No prefix in the name of the candidate is allowed.

(ii) Date of Birth: dd/mm/yyyy Provide Candidate's date of birth as recorded in Secondary School Examination or equivalent Board/ University Certificate.

(iii) Mobile Number and e-mail Address:

Candidates must provide own Mobile Number and e-mail address.

Note: Only one e-mail address and one Mobile Number are valid for one application

PART II: FILL IN THE COMPLETE APPLICATION FORM

Fill in the complete Application

1. The application particulars entered can be **edited before final submission** of the Application Form.
2. Once finally submitted, particulars in certain specific fields may be changed only during correction window. After that no communication in this regard would be entertained.
3. **All the steps for submission of Online Application Form, Uploading of Candidate's photograph, Candidate's signature, Documents (if applicable), Payment of fee and Printing of Confirmation Page can also be done separately.**
4. Facility of submission of Online Application Form, uploading of photograph, signatures, payment of fee and printing of the Confirmation Page will be deactivated as per schedule for submission of Application Form. Hence, candidates are required to complete the process within the prescribed schedule.
5. Candidates are not required to send/ submit hard copy of Confirmation page to NTA office. However, the candidates are advised to retain the hard copy of the Confirmation Page, and a proof of fee submitted for future need.
6. Registration will be treated as complete only if the fee has been transacted successfully, else the form will be cancelled.
7. **Other Backward Classes (OBC)- Non Creamy Layer as per the central list of Other Backward Classes available on National Commission for Backward Classes (NCBC), Government of India website (www.ncbc.nic.in).** Thus, the candidates falling in this list may mention OBC in the Category Column. State list OBC Candidates who are not in OBC-NCL (Central List) must choose General.
8. **Gender- Provide Candidate's gender as recorded in the Type of Identification viz. Bank A/c Number/ Passport Number/ Ration Card/ Other Govt ID.**
9. **Single Girl Child- This option will be visible only if the candidate has selected the option "Female" in gender column. Single Girl Child in the family without brother or sister may select this option. Twin Daughter/Fraternal Daughter of the family may also select this option. (Annexure- XI).**
10. **Minority – The candidate should select any one of the Minority Community viz. Muslim, Christian, Sikh, Buddhist, Jain and Parsi which is notified under**

minority community as per Section 2 (c) of National Commission for Minorities Act, 1992. The Self Declaration of Minority Community by Candidate for support for Minority Students given at Annexure-X.

- 11. Provide complete postal address with PIN Code (Mailing Address as well as Permanent Address) for further correspondence. PIN code of Correspondence Address should be given in the space provided for this purpose.**
12. Choice of Cities for Examination Centres: The candidate should select any four cities of their choice for examination of Joint CSIR-UGC NET June 2020 given at Annexure-I.
13. Joint CSIR-UGC NET Subject: The candidate should select the CSIR-UGC NET subject to appear from the list of Joint CSIR-UGC NET June 2020 Subjects given at Annexure-II.

Notes:

- a. The NTA shall not be responsible for any delay/loss in postal transit or for an incorrect Correspondence address given by the Applicant in the Application Form. Therefore, the candidate has to ensure that he/she mentions his/her complete correspondence address, including pin code, in his/her Online Application Form.
- b. The Candidate must ensure that e-mail address and Mobile Number provided in **the Online Application Form are their own (which cannot be changed later)** as communication may be sent by NTA through **e-mail or SMS**.
- c. The Candidate should not give the postal address, Mobile Number or e-mail ID of Coaching Centre in the Online Application Form.
- d. ***Under no circumstances the choice of cities for Centre and NET subject filled in the Application Form shall be changed by the NTA***

PART III: Uploading of scanned images

(i) Candidate's Photograph: to be uploaded

- Photograph should not be with cap or goggles. Photograph should cover 80% face (without mask) visible including ears against white background.
- Spectacles are allowed if being used regularly.
- **Polaroid and Computer generated photos are not acceptable.**
- **Applications not complying with these instructions or with unclear photographs are liable to be rejected.**
- **Candidates may please note that if it is found that photograph uploaded is fabricated i.e. de- shaped or seems to be hand-made or computer made, the form of the candidate will be rejected and the same would be considered as using unfair means and the candidate would be dealt with accordingly.**
- Application without photograph shall be rejected. The photograph need not be attested. Candidates are advised to take 6 to 8 passport size colored photographs with white background.

Note: Passport size photograph is to be used for uploading on Online Application Form and also for pasting on Attendance Sheet at the Examination Centre.

- The candidate should scan his/her passport size photograph for uploading. File size must be between **10 kb to 200 kb**.

(ii) Candidate's Signature: to be uploaded

- The candidates are required to upload the full signature in running hand writing in the appropriate box given in the Online Application Form. Writing full name in the Box in Capital letters would not be accepted as signature and the Application Form would be rejected. Further, unsigned Online Application Forms will also be rejected.
- The candidate should put his full signature on white paper with Blue/Black Ink pen and scan for uploading.
- File size must be between **04 kb to 30 kb**.

(iii) Result Awaited Attestation Form: to be uploaded (if applicable)

- File size must be between 50 kb to 500 kb.

(iv) Category Certificate: to be uploaded (if applicable)

- File size must be between 50 kb to 300 kb.

(v) PwD Certificate: to be uploaded (if applicable)

- File size must be between 10 kb to 300 kb.

Note: Candidate must ensure that the uploaded images are clear and proper.

PART IV: Payment of Examination Fee

Pay prescribed fee through Net Banking / Debit Card / Credit Card / UPI / Wallet and keep proof of fee paid for future reference. Please see Annexure – I for details.

PART V: Check List for filling the Online Application Form

The candidates are advised to ensure the following points before submitting the Online Application Forms:

- (i) Whether they fulfill the eligibility conditions for the Test as prescribed under the heading '**Conditions of Eligibility**' and '**Age Limit**'.
- (ii) That they have selected their **category** viz General/General-EWS/OBC (Non-Creamy Layer)/SC/ST/PwD/ Third gender and Minority option, in the relevant column correctly.
- (iii) That they have filled their **Subject and City of examination and code** in the

- relevant column correctly.
- (iv) That the Person with Disability (PwD) candidate has filled the relevant column in the Online Application Form. Only PwD candidates have to fill this column and the others have to leave it blank.
 - (v) Whether they have kept a Printout of Application Form (Confirmation Page) for their own record.

5.5. Important Points to Note:

- 5.1.1. The Candidates should fill their complete postal address with PIN Code for further correspondence.
- 5.1.2. **The Candidate must ensure that e-mail address and Mobile Number provided in the Online Application Form is his/her own (which cannot be changed later) as communication would be sent by NTA through e-mail or SMS.**
- 5.1.3. The Candidate should not give the postal address, Mobile Number or e-mail ID of Coaching Centre in the Online Application Form. In order to appear in Joint CSIR-UGC NET June 2021, the candidates are required to apply 'online'. The Application Form other than online mode shall not be accepted. No change will be accepted through offline mode i.e. through fax/application including e-mail etc.
- 5.1.4. **Online Application Form cannot be withdrawn once it is submitted successfully.**
- 5.1.5. Application Form of candidates who do not fulfil the eligibility criteria shall be rejected.
- 5.1.6. In case a candidate is found providing incorrect information or the identity is proved to be false at any time in the future, the candidate shall face penal action as per the law.
- 5.1.7. The Candidates are not required to send/ submit the confirmation page of Online Application Form to the NTA. However, he/she is advised to retain the following documents with them as reference for future correspondence:
 - ❖ **Printouts of the Confirmation Page of Online Application Form.**
 - ❖ **Proof of fee paid**
 - ❖ **Photographs (same as uploaded on the Online Application Form) – 6 to 8 passport size photographs need to be kept aside.**

- ❖ **The name on the photo identification must match with the name as shown on the Admit Card. If the name has been changed due to events such as marriage, candidate must show the relevant document at the time of exam. Marriage Certificate / Divorce / Decree / Legal Name Change Document/ Gazette Notification.**

5.1.8. In case of any technical issue or due to a natural disaster, if an exam in a particular shift/subject has to be rescheduled, NTA may follow the process of normalization of the two test forms as per policy (Annexure-XVII).

5.1.9. Provision of Reservation for candidates belonging to EWS/OBC/SC/ST/PwD will be as per GoI instructions issued from time to time.

5.1.10. The Aadhaar number is only one of the types of identification and is not mandatory. Candidates may also enter Passport number, Ration Card number, Bank Account number or any other valid Government identity number.

CHAPTER – 6: Admit Card, Instructions and Prohibited Materials

6.1. Admit Card for the Examinations

- 6.1.1. The Admit Card will be issued provisionally to the candidates, subject to their satisfying the eligibility conditions.
- 6.1.2. The candidate has to download the Admit Card from the NTA website and appear for the Examination at the given Centre on Date, timing and Examination as indicated in their Admit Card.
- 6.1.3. **No candidate will be allowed to appear at the Examination centre, on Date and timing other than that allotted to them in their Admit Card.**
- 6.1.4. In case candidates are unable to download Admit Cards from the website, they may approach the Help Line between 09:30 am and 5:30 pm or write to NTA at csirnet@nta.ac.in.
- 6.1.5. **The candidates are advised to read the instructions on the Admit Card carefully and follow them during the conduct of the Examination.**
- 6.1.6. **In case of any discrepancy in the particulars of the candidate or his/her photograph and signatures shown in the Admit Card and Confirmation Page, the candidate may immediately approach the Helpline between 09:30 am and 5:30 pm. In such cases, candidates would appear in the Examination with the already downloaded Admit Card. However, NTA will take necessary action to make correction in the record later.**

Notes:

- a. Candidate may please note that Admit Cards will not be sent by post.
- b. Under no circumstance, a duplicate Admit Card for Joint CSIR-UGC Net 2021 will be issued at the Examination Centres.
- c. Candidate must not mutilate the Admit Card or change any entry made therein.
- d. Candidates are advised to preserve their Admit Cards in good condition for future reference.
- e. No Admit Card shall be issued to the candidates whose Applications are found to be incomplete for any reasons (including indistinct/ doubtful photographs/unsigned Applications) or who do not fulfill the eligibility criteria for the examination.
- f. Issue of Admit Cards, however, shall not necessarily mean acceptance of eligibility which shall be further scrutinized at subsequent stages of admission process.

6.2. Important Instructions for Candidates

Candidates are advised to go through instruction printed on Admit Card carefully before going for the Examination and follow them strictly

- 6.2.1. The candidates are advised to read the instructions on the Admit Card carefully and follow them strictly. They are also advised to read and follow, relevant instructions relating COVID-19 preventive/safety measures given at Annexure-XIII.
- 6.2.2. Candidates MUST bring the following documents on the day of Examination at the test centre. Candidates who do not bring these will not be allowed to appear in the Examination.
 - i. Print copy of Admit Card downloaded from NTA website.
 - ii. One passport size photograph (same as uploaded on the Online Application Form) for pasting on the specific space in the attendance sheet at the Centre during the Examination.
 - iii. Any one of the authorized Govt. photo IDs (must be original, valid and non-expired), viz. School Identity Card/ PAN card/ Driving Licence/ Voter ID/ Passport/ Aadhar Card (With photograph)/ Aadhar Enrolment No/ Ration Card
 - iv. PwD certificate issued by the Competent Authority, if claiming the relaxation under PwD category.

If the name has been changed due to events such as marriage, candidate must show the relevant document at the time of exam. Marriage Certificate / Divorce / Decree / Legal Name Change Document.

- 6.2.3. Candidates should not be in possession of any material listed in the list of prohibited material.
- 6.2.4. Candidates are not allowed to carry any baggage inside the Examination Centre. NTA will not be responsible for any belongings stolen or lost at the premises.
- 6.2.5. The candidates shall report at the Examination Centre at the time mentioned on the Admit Card so as to avoid crowding at the Examination Centre.
- 6.2.6. Candidates must reach the test centres on or before the reporting time. Entry of the candidates into centre shall be stopped 30 mins before the start of the Examination

- 6.2.7. Candidates may note that late entry to the Examination premises is not permitted under any circumstances. NTA shall not be responsible for any delayed arrival of the candidate in reaching the centre due to any reason. Candidates are advised to familiarize themselves with the location of test centre and plan travel time accordingly.
- 6.2.8. Biometric information of all the candidates shall be captured. Identity checks will be made upon arrival at the test centre to ensure that there are no unauthorized candidates appearing for the test. Candidates are required to cooperate with the security personnel for security checks.
- 6.2.9. The candidate must show, on demand, the Admit Card for entry in the Examination room/hall. A candidate who does not possess the valid Admit Card shall not be allowed to enter the Examination Centre.
- 6.2.10. Candidates should take their seat immediately after opening of the Examination hall on their allotted seat. If not they are likely to miss some of the general instructions to be announced in the Examination Rooms/ Halls. NTA shall not be responsible for any delay.
- 6.2.11. Any candidate found to have changed room/ hall or the seat on his/her own other than allotted would be considered as a case of unfair means and the candidature shall be cancelled and no plea would be accepted.
- 6.2.12. The candidate must sign and paste the photograph on the Attendance Sheet at the appropriate place.
- 6.2.13. The candidate should ensure that the question paper available on the computer is as per the opted Examination indicated in the Admit Card. In case, the subject of question paper is other than the opted Examination, the same may be brought to the notice of the Invigilator concerned.
- 6.2.14. All calculations/writing work are to be done only in the rough sheet provided at the centre in the Examination Room/Hall and on completion of the test candidates must hand over the rough sheets to the invigilator on duty in the Room/Hall.
- 6.2.15. No candidate, without the special permission of the Centre Superintendent or the Invigilator concerned, will leave his/her seat or Examination Room/Hall until the full duration of the paper is over. Candidates must follow the instructions strictly as instructed by the Centre Superintendent/Invigilators.
- 6.2.16. Please note that only registered candidates will be allowed at the Examination Centre. Friends or relatives accompanying the candidates shall not be allowed

entry in the test centre under any circumstances and will not be allowed to contact the candidate while the Examination process is going on.

- 6.2.17. Candidate shall appear at their own cost at the Centre on Date and time as indicated on their Admit Card issued by the NTA. No TA, DA or any accommodation facility will be admissible for appearing in JOINT CSIR- UGC NET June 2021.
- 6.2.18. The candidates are to be governed by the Rules and Regulations/Instruction of the NTA with regard to their conduct in the Examination Hall. All cases of unfair means will be dealt with as per rules.
- 6.2.19. Applications of candidates submitting false and fabricated information will be rejected and such candidates will be further debarred from appearing in Examinations conducted by NTA.
- 6.2.20. NTA reserves the right to withdraw permission, granted inadvertently if any, to any candidate who is not eligible to appear in the JOINT CSIR- UGC NET June 2021 even though the Admit Card had been issued by the NTA.
- 6.2.21. In case of any ambiguity in interpretation of any of the instructions/ terms/ rules/criteria regarding determination of Eligibility/Conduct of Examination/ Registration of Candidates/Information contained therein, the interpretation of the RCB/NTA shall be final and binding.

6.3. Centres for JOINT CSIR- UGC NET June 2021

- ❖ The list of cities where Examination Centers are located is given at **Annexure – III**. Candidates shall appear at the centre as shown on their Admit Cards at their own cost. No TA, DA or any accommodation facility will be admissible for appearing in Joint CSIR-UGC NET.
- ❖ Candidate has the option of choosing four cities for the Examination during the Online Application.
- ❖ Candidates are advised to familiarize themselves with the location of test centre and plan travel time accordingly. Candidates have to reach the test centers on or before the reporting time. Candidates may note that late entry to the Examination premises is not permitted under any circumstances. NTA shall not be responsible for any delayed arrival of the candidate in reaching the centre due to any reason.
- ❖ Biometric information of all the candidates shall be captured.

- ❖ Identity checks will be made upon arrival at the test centre to ensure that there are no unauthorized candidates appearing for the test. Candidates are required to cooperate with the security personnel for security checks.
- ❖ Please note that only registered candidates will be allowed at the Examination Centre.
- ❖ Friends or relatives accompanying the candidates shall not be allowed entry in the test centre under any circumstances and will not be allowed to contact the candidate while the Examination process is going on.

6.4. Prohibited Materials

Candidates are not allowed to carry any textual material, Calculators, Docu Pen, Slide Rules, Log Tables and Electronic Watches with facilities of calculator, printed or written material, bits of papers, mobile phone, Blue-tooth devices, pager or any other electronic gadget/ device etc.

- The candidates are prohibited to bring any kind of electronic gadgets/device in the Examination room/hall.
- If any candidate is in possession of any of the above item, his/ her candidature will be treated as unfair means and lead to cancellation of the current Examination and also debar the candidate for future Examination(s) & the material will be seized.
- Smoking, chewing gutka, spitting etc. in the Examination Room/Hall is strictly prohibited.
- Instrument / Geometry / Pencil box, Handbag, Purse or Any kind of Paper/ Stationery, Eatables / Snacks and Tea / Coffee / Cold drinks / Water (loose or packed), Mobile Phone / Ear Phone / Microphone / Pager / Calculator/ Camera / Tape Recorder, any metallic item or electronic gadgets etc. are NOT allowed in the Examination Room / Hall.

Note: Diabetic students will be allowed to carry eatables like sugar tablets / fruits (like banana / apple / orange) and transparent water bottle to the Examination hall. However, they will not be allowed to carry packed foods like chocolate / candy / sandwich etc.

CHAPTER – 7: Unfair Means Practices

7.1. Unfair Means Practices and Breach of Examination Rules

7.1.1. Definition: Unfair Means practice is an activity that allows a candidate to gain an unfair advantage over other candidates. It includes, but is not limited to:

- a. Being in possession of any item or article which has been prohibited or can be used for unfair practices including any stationery item, communication device, accessories, eatable items, ornaments or any other material or information relevant or not relevant to the Examination in the paper concerned;
- b. Using someone to write Examination on his / her behalf (impersonation) or preparing material for copying;
- c. Writing the Exam at an Exam Centre other than the one allotted to him / her.
- d. Violating Examination rules or any direction issued by NTA in connection with Joint CSIR – UGC NET Examination;
- e. Assisting other candidate to engage in malpractices, giving or receiving assistance directly or indirectly of any kind or attempting to do so;
- f. Contacting or communicating or trying to do so with any person, other than the Examination Staff, during the Examination time in the Examination Centre;
- g. Threatening any of the officials connected with the conduct of the Examination or threatening any of the candidates;
- h. Using or attempting to use any other undesirable method or means in connection with the Examination;
- i. Manipulation and fabrication of online documents viz. Admit Card, Rank Letter, Self-Declaration, etc.;
- j. Forceful entry in /exit from Examination Centre/Hall;
- k. Use or attempted use of any electronic device after entering the Examination Centre;
- l. Affixing/uploading of wrong/morphed photographs/signatures on the Application Form/Admit Card/ Proforma;
- m. Creating obstacles in smooth and fair conduct of Examination.

- n. Any other malpractices declared as Unfair Means by the NTA.

Disclaimer- The decision of NTA shall be final and binding for declaration of any person / candidate guilty of foregoing or such offence as shall be classified as Unfair Means Case (UMC).

7.1.2. Punishment for using Unfair means practices

During the course of or before or after the Examination, if a candidate is found indulged in any of the practices as defined above, he/she shall be deemed to have used Unfair means practice(s) and booked under UNFAIRMEANS (U.F.M.) Case. The candidate could be debarred for 3 years in future and shall also be liable for criminal action and /or any other action as deemed fit.

CHAPTER – 8: Procedure of Declaration of Result

8.1. Display of Recorded Responses

The NTA will display the Recorded Responses and Question Paper attempted by the candidates on the NTA website <https://csirnet.nta.nic.in/> prior to declaration of result. The recorded responses are likely to be displayed for two to three days.

8.2. Display of Provisional Answer Key for Challenges

The NTA will display Provisional Answer Key of the questions on the NTA website csirnet.nta.nic.in to provide an opportunity to the candidates to challenge the Provisional Answer Key. The Answer Keys are likely to be displayed for two to three days.

The Candidates will be given an opportunity to make a challenge online against the Provisional Answer Key, on payment of Rs. 200/- per challenged question, as a non-refundable processing fee.

The NTA decision on the challenges shall be final and the result will be declared on the basis of final answer keys.

Note:

- Negative marking for wrong answers, wherever required, shall be applicable as per subject wise scheme of Exam.
- If a question for any reason is found to be wrong, the benefit of marks will be given to only those candidates who attempted the question. On examining the challenges by the subject experts, if it is found that along with the original answer key one more option(s) is correct, then marks will be awarded to all those candidates who have attempted any one of the correct options.
- No grievances/representation with regard to Answer Key(s) after declaration of result will be entertained.
- Key Challenge procedure- Only paid challenges made during stipulated time through key challenge link will be considered. Challenges without justification/evidence and those filed on any other medium other than the prescribed link will not be considered.

8.3. Procedure and Criteria for declaration of result

Two separate merit lists, one comprising of the candidates qualifying for the award of Junior Research Fellowship (JRF-NET) and the second, of those candidates qualifying the Eligibility Test for Lectureship (LS-NET)/Assistant Professor, will be made on the basis of their performance in the above Test. Candidates qualifying for JRF (NET), will also be eligible for Lectureship/ Assistant Professor (NET) subject to fulfilling the eligibility criteria laid down by UGC. The candidates qualifying for Lectureship/Assistant Professor will be eligible to be considered for recruitment as Lecturers as well as for Junior Research Fellowship in a Scheme/Project, if otherwise suitable. However, they will not be

eligible for Regular JRF-NET Fellowship. Candidates qualifying for the award of JRF (NET) will receive fellowship from CSIR as per their assignment or from the Schemes with which they may find association. The candidates declared eligible for Junior Research Fellowship under CSIR Scheme will be governed by CSIR Rules/Regulations in this regard.

8.4. Percentile And Normalization Procedure

- a. For multi-shift papers, raw marks obtained by the candidates in different shifts/sessions will be converted to NTA Score (percentile).
- b. The detailed procedure on NTA Score being adopted is available on Annexure-XVII under Normalization procedure based on Percentile Score.
- c. In case a subject test is conducted in multi-shifts, NTA Score will be calculated corresponding to the raw marks obtained by a candidate. The calculated NTA Score for the Raw Marks for all the shifts/sessions will be merged for further processing for deciding the allocation.
- d. In the events of the percentiles for the multi-shifts being dissimilar / unequal, the lowest will be the eligibility cut-off for that category for all candidates (i.e. all shifts).
- e. For Example: In the Examination held in two shifts, if the 40% marks correspond to a Percentile score of 78 in Shift 1 and 79 in Shift 2, then all those equal to or above 78 percentiles (Percentile score of 100 to 78) in both shifts will become eligible in General
- f. Category. Similar method will be adopted for the other categories to determine eligibility cut-offs. In case the Examination is held in more number of shifts the same principle shall apply.

CHAPTER – 9: General / Miscellaneous provisions

9.1. Procedure for appearing in Computer Based Test (CBT)

Please read the detailed procedures for Computer Based Test (CBT) provided at Annexure-XII.

9.2. Test Practice Centres (TPCs)

As per the guidelines of the Ministry of Education, NTA has set up, established and created a network of Test Practice Centres for candidates, especially in remote and rural areas to enable them to practice and be comfortable in taking a Computer Based Test (CBT). Details mentioned in the Annexure-XIV.

9.3. Caution Notice And Non-Disclosure Agreement

9.3.1. Caution Notice

- a. Candidates are advised to refer to Joint CSIR- UGC NET June 2021 website <https://csirnet.nta.nic.in/> for authentic information and periodic updates about Joint CSIR- UGC NET June-2021.
- b. Candidates are advised not to be allured by various claims of any party or person or institute for qualifying Joint CSIR- UGC NET June 2021 securing seat.
- c. Candidates are advised to bring any such information to the notice to NTA by e-mail on csirnet@nta.ac.in.

9.3.2. Non-Disclosure Agreement (NDA)

- a. **Joint CSIR- UGC NET June 2021** is a proprietary Examination and is conducted by NTA. The contents of this exam are confidential, proprietary and are owned by NTA/CU and explicitly prohibits the candidate from publishing, reproducing or transmitting any or some contents of this test, in whole or in part, in any form or by any means, verbal or written, electronic or mechanical or through Hangouts, Blogs etc. using either one's own account or proxy account(s), for any purpose.
- b. By registering for the Joint CSIR- UGC NET June 2021, candidates are covered by Non-Disclosure Agreement (NDA). As per NDA, candidates cannot disclose any question or contents of question paper in part or otherwise with any person or party or website or such other media/publication. Any act in breach of the NDA shall be liable for penal

action as per law. Kindly note that this is a punishable offence and shall lead to cancellation of candidature.

- c. Violation of any act or breach of the same shall be liable for penal action and cancellation of the candidature at the bare threshold.

9.4. Common Services Centres/Facilitation Centres

Candidates, who are not well conversant with the processes of submitting the online application due to various constraints, can use the services of Common Services Centre, Ministry of Electronics and Information Technology, Government of India under the Digital India initiatives of Hon'ble Prime Minister. The Common Services Centre (CSC) scheme is a part of the ambitious National e-Governance Plan (NeGP) of Government of India and is managed at each village panchayat level by a Village level Entrepreneur (VLE).

There are more than 1.5 lakhs Common Services Centres (CSC) across the country which will provide the desired support to candidates from urban as well as rural areas in online submission of Application Form and payment of fee through e-wallet. The list of the Common Services Centre is available on website: www.csc.gov.in. Detailed information is given at Annexure-XV.

CHAPTER – 10: Query Redressal System / Correspondence with NTA

10.1. Query Redressal System

National Testing Agency (NTA) has established a Query Redressal System (QRS), an online web-enabled system developed by NTA. QRS is the platform based on web technology which primarily aims to enable submission of queries/grievances by the Registered Candidate(s) of Joint CSIR- UGC NET June 2021 Examination with (24x7) facility for speedy redressal of the queries/grievances. A Unique Registration Number will be generated for tracking the status of the queries/grievances.

The Registered Candidate(s) are advised to use the online facility for speedy response before mailing their queries on the official email id of Joint CSIR- UGC NET June 2021 i.e. csirnet@nta.ac.in.

10.2. Correspondence with NTA

All the correspondence should be addressed by e-mail to NTA on csirnet@nta.ac.in. The email query shall be addressed only if it is not anonymous and contains the name, Registration / Application No, postal address and contact number of the sender. An email containing vague or general queries and other queries as contained in the Information Bulletin shall not be entertained. Queries shall not be entertained from person claiming to be representatives, associates or officiates of the applicant candidate. The following information shall not be revealed by phone or email:

- a. Internal documentation/status.
- b. Internal decision making process of NTA. Any claim/counter claim thereof.
- c. Dates & venue of internal meetings or name of the staff/officers dealing with it.
- d. Any information which in the opinion of NTA cannot be revealed.

10.3. NTA Weeding Out Rules

The record of JOINT CSIR- UGC NET June 2021 will be preserved up-to 90 days from the date of declaration of result.

10.4. Legal Jurisdiction

All disputes pertaining to the conduct of **JOINT CSIR- UGC NET** Examinations including results shall fall within the **jurisdiction of Delhi/ New Delhi** only. Further, any legal question arising out of the Examination shall be entertained only when raised within 30 days from the declaration of result.

The Director (Administration) of the NTA shall be the official by whose designation the NTA may sue or be sued.

ANNEXURE-I: PAYMENT OF EXAM FEE - PROCEDURE/ MODE / SERVICE PROVIDER(S), SERVICES CHARGES AND HELPDESK

After completing Step-3 of Online Application Form, candidates may remit the examination fee (Step -4) by choosing the following options:

Online Mode i.e. Debit/ Credit card, Net Banking and Unified Payment Interface (UPI) in ICICI Bank or SBI or Paytm:

- Check the validity of the Debit/ Credit Card and keep it ready with you while logging on to website for submitting application form. Candidate should enter the information asked for and make payment through Debit/ Credit Card.
- Through Net Banking, check the balance in your account and keep all credentials ready with you while logging on to website for submitting application form. Candidate should Login with his/her credentials of net banking and make payment through Net Banking.

Please select any Mode of Payment/Service Provider (Service & other charges as applicable per transaction to be paid by the candidate to the concerned Bank / Payment Gateway Integrator): -

S.No	Mode of Payment	ICICI BANK			STATE BANK OF INDIA			PAYTM	
1	Net Banking	ICICI	NIL Charge		NIL Charge	SBI	Rs 5.00+GST	Rs 4 +GST	
		Other Banks	4.00 + GST		5.00 + GST	Other Banks			
2	All Debit Card	ICICI or Other Banks	Transaction upto Rs 2000/-	0 %	Only Rupay Card, No charge	Only Rupay Card, No charge		Only Rupay Card, No charge.	
			Transaction above Rs 2000/-	0 %					
3	Credit Card	Domestic	0.40% of Transaction value		0.80% of Fee + GST	Domestic	0.80% of Fee+ GST (Minimum Rs 11/-)	Domestic (Minimum Rs. 12)	0.4%+GST
		International	2.35% of Transaction value		2.35% of Fee+ GST	International	3.50% of Fee+ GST (Minimum Rs 11/-)	International	3.5%+GST
4	Unified Payment Interface (UPI)	ICICI or other banks	Transaction upto Rs 2000/-	0 %				NIL	
			Transaction above Rs 2000/-	5.0 % + GST					
								PAYTM Wallet Charge	1.1%+ GST

Note: In case, the fee payment status is not 'OK' the candidates are advised as following:-

- (i) If the fee is paid through credit/debit card and status is not OK, it means the transaction is cancelled. Therefore, such candidates have to pay the fee once again and ensure the OK fee status.
- (ii) For cancelled transactions, the amount will, automatically, be refunded by the concerned Bank to concerned credit/debit card within **15 days of last date of submission of Application Form.**

2. Helplines:

(a) If Paying through State Bank of India (SBI):

Sl.	Name	Email ID	Contact Number
1	CMS Team	merchant@sbi.co.in	
2	Helpdesk1	dgmcs.cc@sbi.co.in	18004253800
3	Customer Care	agmcustomer.lhodel@sbi.co.in	1800112211
4	Helpdesk2	sbi.05222@sbi.co.in	08026599990/ 0120-2497771
5	Through SMS	UNHAPPY (add text)	8008202020

(b) If Paying through ICICI Bank:

Sl.	Name	Email ID	Contact Number
1	Aiysha Khatun	support.nta@ingenico.com	01204728426
2	Vishal Kumar	vishal.kumar5@icicibank.com	7428928047

(c) If Paying through PAYTM:

Sl.	Name	Email ID	Contact Number
1	Helpdesk	education.support@paytm.com	0120 4789525
2	Ankush	education.support@paytm.com	0120 4789526

(d) NTA Helpdesk Contact details (incase the payment related issues are not resolved through the above-mentioned Helplines of the concerned Bank/Payment Gateway Integrator):

Email: csirnet@nta.ac.in

Phone No.: 011-40759000

2. Procedure to raise payment related Grievance:

After (successful completion of Step-4, Confirmation Page of the Application Form, should be downloaded and a printout of the same may be retained for future reference. The Confirmation Page of the online Application Form could be generated **only after successful payment by the Candidate**.

In case the Confirmation Page is not generated after payment of prescribed Fee, then the candidate should approach the concerned Bank/Payment Gateway integrator (in the helpline number and email given in Annexure- I of the Information Bulletin), for ensuring the successful payment.

In spite of above, if successful transaction is not reflected on the Portal, the candidate may contact NTA Helpline. If the payment issue is still not resolved, the candidate may pay second time.

However, any duplicate payment received from the candidate by NTA in course of said transactions will be refunded through the same payment mode through which the duplicate payment is received, after fee reconciliation by NTA.

Information to be provided by the Candidate while raising any payment related query/grievance through QRS/email/Helplines: -

- a. Name of the Bank and /or payment Gateway.
- b. Date and time of the transaction
- c. Transaction Number
- d. Bank Reference Number
- e. Proof of transaction
- f. Screenshot from the payment portal (in case of payment failure).

ANNEXURE-II: JOINT CSIR- UGC NET Subjects and Eligibility Criteria

The Syllabus & Scheme of Examination may be seen at CSIR HRDG website: www.csirhrdg.res.in.

National Testing Agency will not provide the copy of syllabus to individual candidates.

The Test will be held in the subjects mentioned below:

Subject Code	Subjects of the Test
701	Chemical Sciences
702	Earth, Atmospheric, Ocean and Planetary Sciences
703	Life Sciences
704	Mathematical Sciences
705	Physical Sciences

Essential Educational Qualifications:

M.Sc. or equivalent degree/ Integrated BS-MS/ BS-4 years/ BE/ B. Tech/ B. Pharma/ MBBS with at least 55% (without rounding off) marks for General (UR)/ General-EWS and OBC candidates and 50% (without rounding off) for SC/ST, Third gender, Persons with Disability (PwD) candidates.

Candidates enrolled for M.Sc or having completed 10+2+3 years of the above qualifying examination as on the closing date of online submission of Application Form, are also eligible to apply in the above subject under the Result Awaited (RA) category on the condition that they complete the qualifying degree with requisite percentage of marks within the validity period of two years to avail the fellowship.

Such candidates will have to submit the attestation form duly certified by the Head of the Department/Institute from where the candidate is appearing or has appeared.

B.Sc (Hons) or equivalent degree holders or students enrolled in Integrated MS-PhD program with **at least 55%** marks for General (UR)/ General-EWS and OBC candidates; **50% marks** for SC/ ST, Third gender, Persons with Disability (PwD) candidates are also eligible to apply. Candidates with Bachelor's degree will be eligible for CSIR fellowship only after getting registered/enrolled for Ph.D/ Integrated Ph.D program within the validity period of two years. **Candidates possessing only Bachelor's degree are eligible to apply only for Junior Research Fellowship (JRF) and not for Lectureship (LS)/ Associate Professor.**

B.E/ B.S/ B.Tech/ B.Pharma/ MBBS final year/ result awaited candidates are eligible to

apply for fellowship only. These candidates will not be eligible for Lectureship/ Assistant professor.

B.Sc. (Hons.) final year/ Result awaited candidates are not eligible to apply.

Specification of degrees (whether Bachelor's or Master's) as notified by UGC in its Gazette Notification No. F. 5-1/2013 (CPP-II) dated 5th July, 2014 and as amended from time to time, shall apply.

The eligibility for lectureship/ Assistant Professor of NET qualified candidates will be subject to fulfilling the criteria laid down by UGC. Ph.D degree holders who have passed Master's degree prior to 19th September, 1991 **with at least 50% marks** are eligible to apply for Lectureship/ Assistant Professor only.

ANNEXURE- III: LIST OF EXAM CITIES FOR JOINT CSIR- UGC NET June 2021

S.NO.	STATE	CITY	CITY CODE
1	ANDAMAN AND NICOBAR	PORT BLAIR	AN01
2	ANDHRA PRADESH	ANANTAPUR	AP01
3	ANDHRA PRADESH	BHIMAVARAM	AP03
4	ANDHRA PRADESH	CHIRALA	AP04
5	ANDHRA PRADESH	CHITTOOR	AP05
6	ANDHRA PRADESH	ELURU	AP06
7	ANDHRA PRADESH	GUNTUR	AP07
8	ANDHRA PRADESH	KADAPA	AP08
9	ANDHRA PRADESH	KAKINADA	AP09
10	ANDHRA PRADESH	KURNOOL	AP10
11	ANDHRA PRADESH	NARASARAOPETA	AP20
12	ANDHRA PRADESH	NELLORE	AP11
13	ANDHRA PRADESH	ONGOLE	AP12
14	ANDHRA PRADESH	PRODDATUR	AP21
15	ANDHRA PRADESH	RAJAHMUNDRY	AP13
16	ANDHRA PRADESH	SRIKAKULAM	AP14
17	ANDHRA PRADESH	SURAMPALLEM	AP23
18	ANDHRA PRADESH	TIRUPATHI	AP16
19	ANDHRA PRADESH	VIJAYAWADA	AP17
20	ANDHRA PRADESH	VISAKHAPATNAM	AP18
21	ANDHRA PRADESH	VIZIANAGARAM	AP19
22	ARUNACHAL PRADESH	ITANAGAR/NAHARLAGUN	AL01
23	ASSAM	DIBRUGARH	AM01
24	ASSAM	GUWAHATI	AM02
25	ASSAM	JORHAT	AM03
26	ASSAM	SILCHAR (ASSAM)	AM04
27	ASSAM	TEZPUR	AM05
28	BIHAR	ARRAH	BR09
29	BIHAR	BHAGALPUR	BR02
30	BIHAR	DARBHANGA	BR04
31	BIHAR	GAYA	BR05
32	BIHAR	MUZZAFARPUR	BR06
33	BIHAR	PATNA	BR07
34	BIHAR	PURNEA	BR08
35	CHANDIGARH	CHANDIGARH/MOHALI/ PANCHKULA	CH01
36	CHHATTISGARH	BHILAI NAGAR/DURG	CG01
37	CHHATTISGARH	BILASPUR (CHHATTISGARH)	CG02

S.NO.	STATE	CITY	CITY CODE
38	CHHATTISGARH	RAIPUR	CG03
39	DADRA & NAGAR HAVELI	DADRA & NAGAR HAVELI	DN01
40	DAMAN & DIU	DAMAN	DD01
41	DAMAN & DIU	DIU	DD02
42	DELHI	NEW DELHI	DL01
43	GOA	PANAJI/MADGAON	GO01
44	GUJARAT	AHMEDABAD / GANDHINAGAR	GJ01
45	GUJARAT	ANAND	GJ02
46	GUJARAT	BHAVNAGAR	GJ03
47	GUJARAT	HIMATNAGAR	GJ14
48	GUJARAT	JAMNAGAR	GJ06
49	GUJARAT	JUNAGADH	GJ07
50	GUJARAT	MEHSANA	GJ08
51	GUJARAT	RAJKOT	GJ10
52	GUJARAT	SURAT	GJ11
53	GUJARAT	VADODARA	GJ12
54	GUJARAT	VAPI	GJ13
55	HARYANA	AMBALA	HR01
56	HARYANA	FARIDABAD	HR03
57	HARYANA	GURUGRAM	HR04
58	HARYANA	HISAR	HR05
59	HARYANA	KARNAL	HR06
60	HARYANA	KURUKSHETRA	HR07
61	HARYANA	PANIPAT	HR08
62	HARYANA	SONIPAT	HR09
63	HARYANA	YAMUNA NAGAR	HR10
64	HIMACHAL PRADESH	BILASPUR	HP01
65	HIMACHAL PRADESH	HAMIRPUR	HP03
66	HIMACHAL PRADESH	KANGRA	HP04
67	HIMACHAL PRADESH	KULLU	HP10
68	HIMACHAL PRADESH	MANDI	HP08
69	HIMACHAL PRADESH	SHIMLA	HP06
70	HIMACHAL PRADESH	SOLAN	HP07
71	HIMACHAL PRADESH	UNA	HP09
72	JAMMU AND KASHMIR	BARAMULLA	JK01
73	JAMMU AND KASHMIR	JAMMU	JK02
74	JAMMU AND KASHMIR	SAMBA	JK03
75	JAMMU AND KASHMIR	SRINAGAR	JK04
76	JHARKHAND	BOKARO STEEL CITY	JH01
77	JHARKHAND	DHANBAD	JH02

S.NO.	STATE	CITY	CITY CODE
78	JHARKHAND	HAZARIBAGH	JH05
79	JHARKHAND	JAMSHEDPUR	JH03
80	JHARKHAND	RANCHI	JH04
81	KARNATAKA	BELAGAVI(BELGAUM)	KK02
82	KARNATAKA	BELLARY	KK03
83	KARNATAKA	BENGALURU	KK04
84	KARNATAKA	BIDAR	KK05
85	KARNATAKA	DAVANAGERE	KK06
86	KARNATAKA	DHARWAD/HUBBALLI(HUBLI)	KK10
87	KARNATAKA	GULBARGA	KK08
88	KARNATAKA	HASSAN	KK09
89	KARNATAKA	MANDYA	KK18
90	KARNATAKA	MANGALURU(MANGALORE)	KK12
91	KARNATAKA	MYSURU(MYSORE)	KK14
92	KARNATAKA	SHIVAMOGA(SHIMOGA)	KK15
93	KARNATAKA	TUMAKURU	KK16
94	KARNATAKA	UDUPI/MANIPAL	KK17
95	KERALA	ALAPPUZHA	KL01
96	KERALA	ERNAKULAM	KL04
97	KERALA	IDUKKI	KL05
98	KERALA	KANNUR	KL07
99	KERALA	KASARAGOD	KL08
100	KERALA	KOLLAM	KL09
101	KERALA	KOTTAYAM	KL11
102	KERALA	KOZHIKODE	KL12
103	KERALA	MALAPPURAM	KL13
104	KERALA	PALAKKAD	KL15
105	KERALA	PATHANAMTHITTA	KL16
106	KERALA	THIRUVANANTHAPURAM	KL17
107	KERALA	THRISSUR	KL18
108	LADAKH	LEH	LL01
109	LAKSHADWEEP	KAVARATTI	LD01
110	MADHYA PRADESH	BALAGHAT	MP01
111	MADHYA PRADESH	BETUL	MP02
112	MADHYA PRADESH	BHOPAL	MP03
113	MADHYA PRADESH	CHHINDWARA	MP05
114	MADHYA PRADESH	GWALIOR	MP06
115	MADHYA PRADESH	INDORE	MP07
116	MADHYA PRADESH	JABALPUR	MP08
117	MADHYA PRADESH	REWA	MP11

S.NO.	STATE	CITY	CITY CODE
118	MADHYA PRADESH	SAGAR	MP12
119	MADHYA PRADESH	SATNA	MP13
120	MADHYA PRADESH	UJJAIN	MP15
121	MAHARASHTRA	AHMEDNAGAR	MR01
122	MAHARASHTRA	AKOLA	MR02
123	MAHARASHTRA	AMRAVATI	MR03
124	MAHARASHTRA	AURANGABAD	MR04
125	MAHARASHTRA	CHANDRAPUR	MR09
126	MAHARASHTRA	DHULE	MR10
127	MAHARASHTRA	JALGAON	MR13
128	MAHARASHTRA	KOLHAPUR	MR14
129	MAHARASHTRA	LATUR	MR15
130	MAHARASHTRA	MUMBAI/NAVI MUMBAI	MR16
131	MAHARASHTRA	NAGPUR	MR17
132	MAHARASHTRA	NANDED	MR18
133	MAHARASHTRA	NASHIK	MR19
134	MAHARASHTRA	PUNE	MR22
135	MAHARASHTRA	RAIGAD	MR23
136	MAHARASHTRA	RATNAGIRI	MR24
137	MAHARASHTRA	SANGLI	MR25
138	MAHARASHTRA	SATARA	MR26
139	MAHARASHTRA	SOLAPUR	MR27
140	MAHARASHTRA	THANE	MR28
141	MAHARASHTRA	WARDHA	MR29
142	MANIPUR	CHURACHANDPUR	MN02
143	MANIPUR	IMPHAL	MN01
144	MEGHALAYA	SHILLONG	MG01
145	MIZORAM	AIZAWL	MZ01
146	NAGALAND	DIMAPUR	NL01
147	NAGALAND	KOHIMA	NL02
148	ODISHA	BALASORE	OR02
149	ODISHA	BERHAMPUR-GANJAM	OR03
150	ODISHA	BHUBANESWAR	OR04
151	ODISHA	CUTTACK	OR05
152	ODISHA	DHENKANAL	OR06
153	ODISHA	ROURKELA	OR08
154	ODISHA	SAMBALPUR	OR09
155	PUDUCHERRY	PUDUCHERRY	PO01
156	PUNJAB	AMRITSAR	PB01
157	PUNJAB	BHATINDA	PB02

S.NO.	STATE	CITY	CITY CODE
158	PUNJAB	JALANDHAR	PB04
159	PUNJAB	LUDHIANA	PB05
160	PUNJAB	PATHANKOT	PB07
161	PUNJAB	PATIALA/FATEHGARH SAHIB	PB08
162	PUNJAB	SANGRUR	PB11
163	RAJASTHAN	AJMER	RJ01
164	RAJASTHAN	ALWAR	RJ02
165	RAJASTHAN	BIKANER	RJ05
166	RAJASTHAN	JAIPUR	RJ06
167	RAJASTHAN	JODHPUR	RJ07
168	RAJASTHAN	KOTA	RJ08
169	RAJASTHAN	SIKAR	RJ09
170	RAJASTHAN	SRIGANGANAGAR	RJ10
171	RAJASTHAN	UDAIPUR	RJ11
172	SIKKIM	GANGTOK	SM01
173	TAMIL NADU	CHENNAI	TN01
174	TAMIL NADU	COIMBATORE	TN02
175	TAMIL NADU	CUDDALORE	TN03
176	TAMIL NADU	KANCHIPURAM	TN05
177	TAMIL NADU	KANYAKUMARI/NAGERCOIL	TN06
178	TAMIL NADU	MADURAI	TN08
179	TAMIL NADU	NAMAKKAL	TN10
180	TAMIL NADU	SALEM	TN11
181	TAMIL NADU	THANJAVUR	TN12
182	TAMIL NADU	THOOTHUKUDI	TN13
183	TAMIL NADU	TIRUCHIRAPPALLI	TN14
184	TAMIL NADU	TIRUNELVELI	TN15
185	TAMIL NADU	TIRUVALLUR	TN16
186	TAMIL NADU	VELLORE	TN18
187	TAMIL NADU	VIRUDHUNAGAR	TN20
188	TELANGANA	HYDERABAD	TL01
189	TELANGANA	KARIMNAGAR	TL02
190	TELANGANA	KHAMMAM	TL03
191	TELANGANA	MAHBUBNAGAR	TL04
192	TELANGANA	NALGONDA	TL05
193	TELANGANA	WARANGAL	TL07
194	TRIPURA	AGARTALA	TA01
195	UTTAR PRADESH	AGRA	UP01
196	UTTAR PRADESH	ALIGARH	UP02
197	UTTAR PRADESH	AYODHYA	UP06

S.NO.	STATE	CITY	CITY CODE
198	UTTAR PRADESH	BAREILLY	UP04
199	UTTAR PRADESH	GHAZIABAD	UP07
200	UTTAR PRADESH	GORAKHPUR	UP08
201	UTTAR PRADESH	JHANSI	UP10
202	UTTAR PRADESH	KANPUR	UP11
203	UTTAR PRADESH	LUCKNOW	UP12
204	UTTAR PRADESH	MATHURA	UP13
205	UTTAR PRADESH	MEERUT	UP14
206	UTTAR PRADESH	MORADABAD	UP15
207	UTTAR PRADESH	MUZAFFARNAGAR	UP16
208	UTTAR PRADESH	NOIDA / GREATER NOIDA	UP09
209	UTTAR PRADESH	PRAYAGRAJ	UP03
210	UTTAR PRADESH	SITAPUR	UP17
211	UTTAR PRADESH	VARANASI	UP18
212	UTTARAKHAND	DEHRADUN	UK01
213	UTTARAKHAND	HALDWANI	UK02
214	UTTARAKHAND	HARIDWAR	UK03
215	UTTARAKHAND	NAINITAL	UK04
216	UTTARAKHAND	PANTNAGAR	UK05
217	UTTARAKHAND	ROORKEE	UK06
218	WEST BENGAL	ASANSOL	WB01
219	WEST BENGAL	BURDWAN	WB02
220	WEST BENGAL	DURGAPUR	WB04
221	WEST BENGAL	HOOGHLY	WB06
222	WEST BENGAL	HOWRAH	WB07
223	WEST BENGAL	KALYANI	WB08
224	WEST BENGAL	KOLKATA	WB10
225	WEST BENGAL	SILIGURI	WB11

**ANNEXURE- IV: CERTIFICATE REGARDING PHYSICAL LIMITATION TO WRITE IN AN
EXAMINATION**

Certificate No. _____ Dated _____
This is to certify that Mr./Ms. _____
Aged _____ Years, Son / Daughter of Mr. / Mrs. _____
R/o _____

Affix Passport size
Photograph of the
candidate (same
as uploaded on
the Online
Application Form)
duly attested by
the issuing
authority

with Application No. _____ and Roll No. _____,
has the following Disability (name of the Specified Disability)
_____ in (percentage) of _____ (in
words) _____ (in Figures).

• **Please tick on the “Specified Disability”**

(Assessment may be done on the basis of Gazette of India. Extraordinary, Part-II, Section 3 Sub-section (ii), Ministry of Social Justice and Empowerment)

S. No.	Category	Type of Disability	Specified Disability
1.	Physical Disability	Locomotor Disability	a. Leprosy cured person, b. cerebral palsy, c. dwarfism, d. muscular dystrophy, e. acid attack victims.
		Visual Impairment	a. blindness, b. low vision
		Hearing Impairment	a. deaf, b. hard of hearing
		Speech & Language Disability	Permanent disability arising out of conditions such as laryngectomy or aphasia affecting one or more components of speech and language due to organic or neurological causes.
2.	Intellectual Disability		a. specific learning disabilities/perceptual disabilities: Dyslexia, Dysgraphia, Dyscalculia, Dyspraxia & Developmental Aphasia) b. autism spectrum disorder
3.	Mental Behaviour		a. mental illness
4.	Disability caused due to	i. Chronic Neurological Conditions	a. multiple sclerosis b. Parkinson's disease
		ii. Blood disorder	a. Haemophilia, b. Thalassemia, c. Sickle cell disease
5.	Multiple Disabilities		More than one of the above specified disabilities including deaf blindness

This is to further certify that he/she has physical limitation which hampers his/her writing capabilities to write the Examination owing to his/her disability.

Signature

Name: _____

Chief Medical Officer/ Civil Surgeon/ Medical Superintendent
Government Health Care Institution with Seal

ANNEXURE- V: LETTER OF UNDERTAKING FOR USING OWN SCRIBE

I _____, a candidate with _____ (name of the disability) appearing for the _____ (name of the Examination) bearing Roll No. _____ at _____ (name of the centre) in the District _____, _____ (name of the State). My qualification is _____.

I do hereby state that _____ (name of the scribe) will provide the service of scribe/reader/lab assistant for the undersigned for taking the aforesaid Examination.


I do hereby undertake that his qualification is _____.

I further certify that the scribe whose photograph and particulars are mentioned below, is not COVID-19 + and a certificate to this effect from Competent Authority is enclosed to this letter.

(Signature of the candidate with Disability)

Place:

Date:



(Self- Attested Photograph)

Name of Scribe	ID of the Scribe	ID Number

ANNEXURE- VI- ATTESTATION FORM

(For 'Result Awaited' Candidates only)

I certify that the information given by the candidate Shri/Smt./Kum _____ has been verified by me with reference to records of the University/Institute.

It is further certified that the said candidate is enrolled for M.Sc (mention the degree/course if M.Sc equivalent) _____ on (mention date/month/year) -- /-- /---- ; OR, after completing 10+2, the said candidate is enrolled for (mention the degree/course) _____ on this date/month/year -- /-- /---- and is presently pursuing (mention year/semester, e.g 4th year/7th semester) ----- / ----- since (mention date/month/year) -- /-- /----, and is eligible to appear under Result Awaited category as laid down in the eligibility criteria.

Illustrative List of degrees/courses:

- (i) BS-4 year program, (ii) B.E (iii) B.Tech, (iii) B.Pharm, (iv) MBBS, (v) Integrated BS-MS (vi) M.Sc.

Signature of the Head of Dept./Institute
Rubber stamp/seal

Name: _____

Designation: _____

Rubber Stamp/Seal:

ANNEXURE- VII: FORMAT OF OBC CERTIFICATE

FORM OF CERTIFICATE TO BE PRODUCED BY OTHER BACKWARD CLASSES APPLYING FOR APPOINTMENT TO POSTS / ADMISSION TO CENTRAL EDUCATIONAL INSTITUTIONS, UNDER THE GOVERNMENT OF INDIA

This is to certify that Shri/Smt./Km. _____ Son/Daughter of
Shri/Smt. _____ of _____ Village/Town _____
District/Division _____ in the State/Union Territory _____ belongs to
the _____ Community which is recognized as a backward class under:

- (i) Resolution No. 12011/68/93-BCCI dated 10/09/93 published in the Gazette of India Extraordinary Part I Section I No. 186 dated 13/09/93.
- (ii) Resolution No. 12011/9/94-BCC dated 19/10/94 published in the Gazette of India Extraordinary Part I Section I No. 163 dated 20/10/94.
- (iii) Resolution No. 12011/7/95-BCC dated 24/05/95 published in the Gazette of India Extraordinary Part I Section I No. 88 dated 25/05/95.
- (iv) Resolution No. 12011/96/94-BCC dated 9/03/96.
- (v) Resolution No. 12011/44/96-BCC dated 6/12/96 published in the Gazette of India Extraordinary Part I Section I No. 210 dated 11/12/96.
- (vi) Resolution No. 12011/13/97-BCC dated 03/12/97.
- (vii) Resolution No. 12011/99/94-BCC dated 11/12/97.
- (viii) Resolution No. 12011/68/98-BCC dated 27/10/99.
- (ix) Resolution No. 12011/88/98-BCC dated 6/12/99 published in the Gazette of India Extraordinary Part I Section I No. 270 dated 06/12/99.
- (x) Resolution No. 12011/36/99-BCC dated 04/04/2000 published in the Gazette of India Extraordinary Part I Section I No. 71 dated 04/04/2000.
- (xi) Resolution No. 12011/44/99-BCC dated 21/09/2000 published in the Gazette of India Extraordinary Part I Section I No. 210 dated 21/09/2000.
- (xii) Resolution No. 12015/9/2000-BCC dated 06/09/2001.
- (xiii) Resolution No. 12011/1/2001-BCC dated 19/06/2003.
- (xiv) Resolution No. 12011/4/2002-BCC dated 13/01/2004.
- (xv) Resolution No. 12011/9/2004-BCC dated 16/01/2006 published in the Gazette of India Extraordinary Part I Section I No. 210 dated 16/01/2006.
- (xvi) Resolution No. 12011/14/2004-BCC dated 12/03/2007 published in the Gazette of India Extraordinary Part I Section I No. 67 dated 12/03/2007.
- (xvii) Resolution No. 12015/2/2007-BCC dated 18/08/2010.
- (xviii) Resolution No. 12015/13/2010-BCC dated 08/12/2011.

Shri/Smt./Km. _____ and/or _____ his/her family ordinarily reside(s) in
the _____ District/Division of the _____ State/Union
Territory. This is also to certify that he/she does not belong to the persons/sections (Creamy Layer) mentioned in Column 3 of
the Schedule to the Government of India, Department of Personnel & Training O.M. No. 36012/22/93-Estt.(SCT) dated
08/09/93 which is modified vide OM No. 36033/3/2004 Estt.(Res.) dated 09/03/2004, further modified vide OM
No.36033/3/2004-Estt.(Res.)dated 14/10/2008, again further modified vide OM No.36036/2/2013-Estt (Res) dated 30/5/2014
or the latest notification of the Government of India.

Dated: _____

District Magistrate / Deputy Commissioner /
Any other Competent Authority Seal :

NOTE:

- (a) The term 'Ordinarily resides' used here will have the same meaning as in Section 20 of the Representation of the People Act, 1950.
- (b) The authorities competent to issue Caste Certificates are indicated below:
 - (i) District Magistrate / Additional Magistrate / Collector / Deputy Commissioner / Additional Deputy Commissioner / Deputy Collector / Ist Class Stipendiary Magistrate / Sub-Divisional magistrate / Taluka Magistrate / Executive Magistrate / Extra Assistant Commissioner (not below the rank of Ist Class Stipendiary Magistrate).
 - (ii) Chief Presidency Magistrate / Additional Chief Presidency Magistrate / Presidency Magistrate.
 - 1. Revenue Officer not below the rank of Tehsildar' and
 - 2. Sub-Divisional Officer of the area where the candidate and / or his family resides.

ANNEXURE- VIII: FORMAT OF SC/ST CERTIFICATE

1. This is to certify that Shri/Smt*/Kumari* Son/daughter* of
 Of village/town* in District/Division*
 of the State/Union Territory* Belong to the
Caste/Tribe* which is recognized as a **Scheduled**

Caste/Scheduled Tribe* under:

*The Constitution (Scheduled Castes) Order, 1950

*The Constitution (Scheduled Tribes) Order, 1950

*The Constitution (Scheduled Castes) (Union Territories) Order, 1951

*The Constitution (Scheduled Tribes) (Union Territories) Order, 1951

{As amended by the Scheduled Castes and Scheduled Tribes Lists (Modification Order) 1956, the Bombay Reorganization Act, 1960, the Punjab Reorganization Act 1966, the State of Himachal Pradesh Act, 1970, the North-Eastern Areas (Reorganisation) Act, 1971 and the Scheduled Castes and Scheduled Tribes Orders (Amendment) Act, 1976}

*The Constitution (Jammu & Kashmir) Scheduled Castes Order, 1956;

*The Constitution (Andaman & Nicobar Islands) Scheduled Tribes Order, 1959, as amended by the Scheduled Castes and Scheduled Tribes Orders (Amendment) Act 1976;

*The Constitution (Dadra and Nagar Haveli) Scheduled Castes Order, 1962;

*The Constitution (Dadra and Nagar Haveli) Scheduled Tribes Order, 1962;

*The Constitution (Pondicherry) Scheduled Castes Order, 1964;

*The Constitution (Uttar Pradesh) Scheduled Tribes Order, 1967;

*The Constitution (Goa, Daman and Diu) Scheduled Castes Order, 1968;

*The Constitution (Nagaland) Scheduled Tribes Order, 1970

*The Constitution (Sikkim) Scheduled Castes Order, 1978

*The Constitution (Sikkim) Scheduled Tribes Order, 1978

*The Constitution (Jammu and Kashmir) Scheduled Tribes Order, 1989

*The Constitution (Scheduled Castes) Orders (Amendment) Act, 1990

*The Constitution (Scheduled Tribes) Order Amendment Act, 1991

*The Constitution (Scheduled Tribes) Order Second Amendment Act, 1991

2. This certificate is issued on the basis of the Scheduled Castes/Scheduled Tribes Certificate issued to Shri/Smt*
father/mother* of Shri/Smt/Kumari Of
 Village/ town* in District/Division* of the State/Union Territory*
 who belongs to theCaste/Tribe* which is recognized as a Scheduled
 Caste/Scheduled Tribe* in the State/Union Territory* issued by the
 Dated

3. Shri/Smt*/Kumari* and/or* his/her family ordinarily reside(s) in village/town*
 of District/Division* of the State/Union Territory of

Signature

Designation.....

(With seal of Office)

Place :

State

Date :

Union Territory

NOTE: The term "Ordinarily resides" used here will have the same meaning as in Section 20 of the Representation of the Peoples Act, 1950.

*Please delete the words which are not applicable.

AUTHORITIES EMPOWERED TO ISSUE SCHEDULED CASTE/SCHEDULED TRIBE CERTIFICATES

{G.I. Dept. of Per. & Trg. O.M. No. 3012//88-Estt. (SCT), (SRD III) dated 24.04.1990}

The under mentioned authorities have been empowered to issue Caste Certificates of verification:

1. District Magistrate/Additional District Magistrate/Collector/Deputy Commissioner/ Additional Deputy Commissioner/Deputy Collector/First class Stipendiary Magistrate/Sub Divisional Magistrate/Taluka Magistrate/Executive Magistrate/Extra Assistant Commissioner.
2. Chief Presidency Magistrate/Additional Chief Presidency Magistrate/Presidency Magistrate.
3. Revenue Officer not below the rank of Tehsildar
4. Sub-Divisional Officer of the area where the candidate and/or his/her family normally resides

ANNEXURE- IX: FORMAT OF EWS CERTIFICATE

Government of India
(Name & Address of the authority issuing the certificate)

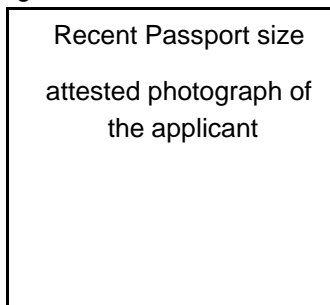
INCOME & ASSET CERTIFICATE TO BE PRODUCED BY ECONOMICALLY WEAKER SECTIONS

Certificate No. _____ Date _____

VALID FOR THE YEAR _____

1. This is to certify that Shri/Smt./Kumari _____ son / daughter / wife of _____ permanent resident of _____, Village / Street _____ Post Office _____ District _____ in the State / Union Territory _____ Pin Code _____ Whose photograph is attested below belongs to Economically Weaker Sections, since the gross annual income* of his/ her 'family'** is below Rs. 8 Lakh (Rupees Eight Lakh only) for the financial year_His/ her family does not own or possess any of the following assets ***:
- I. 5 acres of agricultural land and above;
 - II. Residential flat of 1000 sq. ft. and above;
 - III. Residential plot of 100 sq. yards and above in notified municipalities;
 - IV. Residential plot of 200 sq. yards and above in areas other than the notified municipalities.
2. Shri/Smt./Kumari _____ belongs to the _____ caste which is not recognized as a Scheduled Caste, Scheduled Tribe and Other Backward Classes (Central List).

Signature with seal of Office _____ Name _____



Designation _____

*Note 1: Income covered all sources i.e. salary, agriculture, business, profession etc.

** Note 2: The term "Family" for this purpose include the person, who seeks benefit of reservation, his/ her parents and siblings below the age of 18 years as also his/her spouse and children below the age of 18 years.

***Note 3: The property held by a "Family" in different locations or different places/cities have been clubbed while applying the land or property holding test to determine EWS status.

**ANNEXURE- X SELF DECLARATION OF MINORITY COMMUNITY BY CANDIDATE FOR
SUPPORT FOR MINORITY STUDENTS**

**SELF DECLARATION OF MINORITY COMMUNITY BY CANDIDATE FOR SUPPORT
FOR MINORITY STUDENTS**

DECLARATION

I, Son/Daughter of.....
Resident ofhereby
declare that I belong to the (Muslims/Sikhs/Christians/Buddhists/Jains and Zoroastrains
(Parsis) which is a notified minority community as per Section 2 (c) of National
Commission for Minorities Act, 1992).

Date:

Place:

Signature of Candidate:

Name of the Candidate:

ANNEXURE- XI AFFIDAVIT FOR SINGLE GIRL CHILD

A F F I D A V I T
(MUST BE ON Rs.50/- STAMP PAPER)

I _____ son/wife of _____
(father/mother name)
resident of _____

_____ do hereby make oath and state as under:-

1. That the Deponent is the father / mother of _____
(candidate name)
2. That the deponent's daughter is a Single Girl Child/Twin Daughter/Fraternal Daughter of the family and there is no other male and female child in my family.

Verified at _____ on this _____ that the contents of the above
(place) (date - month - year)
affidavit are true and correct to my personal knowledge and belief.

DEPONENT Signature

Name

Full Address

.....

.....

Seal & Signature of

SDM / First Class Magistrate / Gazetted Officer (not below the rank of Tehsildar)
certifying the aforesaid declaration.

ANNEXURE- XII: PROCEDURE FOR APPEARING IN COMPUTER BASED TEST (CBT)

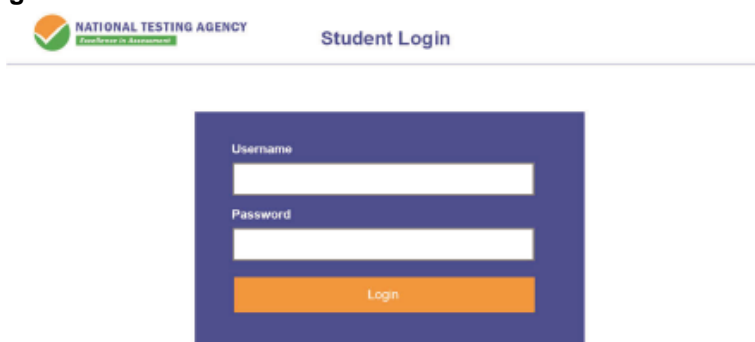
The major examinations being conducted by NTA are Computer Based Test (CBT). A CBT requires candidates to sit in front of a computer terminal (node) allocated to them against their Roll number and Admit card. After logging the candidate will get detailed instructions for the examinations. At the designated time of start of examination, the candidates will be able to proceed and see the questions on the computer screen using the computer mouse. Candidates will have the option to change / modify/ edit / answers already entered any time during the examination.

Procedure for appearing in Computer Based Test (CBT):

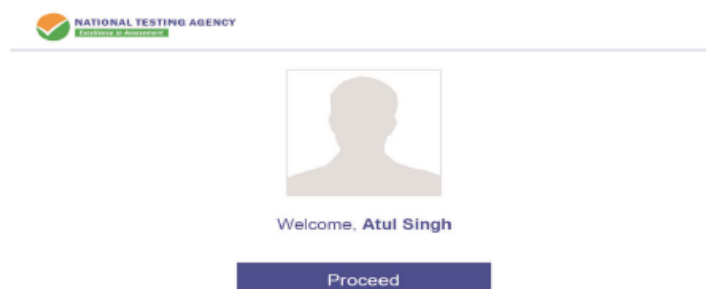
(Sample/mock test will be available on NTA website: www.nta.ac.in for hands on practice)

- (a) A computer terminal (node) indicating Roll Number will be allocated to each candidate. Candidates should find and sit on their allocated computers only. Any candidate found to have changed room/hall or the computer on their own other than the one allotted would lead to cancellation of candidature and no plea in this regard would be entertained.
- (b) For login, the candidate will have to enter **login-ID and password**. The computer terminal allotted to the candidate will display WELCOME login screen, Candidate's photograph and NET subject opted by the candidate.

Candidate Login Page



Candidate Welcome Screen



- (c) After login, the candidate shall be able to see the detailed instructions for the examination. Candidates are advised to go through the instructions carefully regarding the type of questions and

marking scheme. At the designated time of start of the examination, the candidates will be able to proceed and see the questions on the computer screen.

General Instruction Page

Please read the instructions carefully

General Instructions:

1. Total duration of examination is 180 minutes.
2. The clock will be set at the server. The countdown timer in the top right corner of screen will display the remaining time available for you to complete the examination. When the timer reaches zero, the examination will end by itself. You will not be required to end or submit your examination.
3. The Questions Palette displayed on the right side of screen will show the status of each question using one of the following symbols:



You have not visited the question yet.



You have not answered the question.





You have answered the question.



You have NOT answered the question but have marked the question for review.



The question(s) "Answered and Marked for Review" will be considered for evaluation.

4. You can click on the ">" arrow which appears to the left of question palette to collapse the question palette thereby maximizing the question window. To view the question palette again, you can click on "<" which appears on the right side of question window.
5. You can click on your "Profile" image on top right corner of your screen to change the language during the exam for entire question paper. On clicking of Profile image you will get a drop-down to change the question content to the desired language.
6. You can click on  to navigate to the bottom and  to navigate to top of the question are, without scrolling.

Navigating to a Question:

7. To answer a question, do the following:
 - a. Click on the question number in the Question Palette at the right of your screen to go to that numbered question directly. Note that using this option does NOT save your answer to the current question.
 - b. Click on **Save & Next** to save your answer for the current question and then go to the next question.
 - c. Click on **Mark for Review & Next** to save your answer for the current question, mark it for Review, and then go to the next question.

Answering a Question:

8. Procedure for answering a Multiple-Choice type question:

- a. To select your answer, click on the button of one of the options.
 - b. To deselect your chosen answer, click on the button of the chosen option again or click on the **Clear Response** button
 - c. To change your chosen answer, click on the button of another option
 - d. To save your answer, you **MUST** click on the Save & Next button.
 - e. To mark the question for review, click on the Mark for Review & Next button.
9. To change your answer to a question that has already been answered, first select that question for answering and then follow the procedure for answering that type of question.

Navigating through sections:

10. Sections in this question paper are displayed on the top bar of the screen. Questions in a Section can be viewed by click on the section name. The Section you are currently viewing is highlighted.
11. After click the **Save & Next** button on the last question for a section, you will automatically be taken to the first question of the next section.
12. You can shuffle between sections and questions anything during the examination as per your convenience only during the time stipulated.
13. Candidate can view the corresponding section summary as part of the legend that appears in every section above the question palette.

The keyboard attached to the computer, if any, will be disabled during the entire duration of the examination. Depending on the type of question, the answers to questions can either be entered by clicking on the virtual on-screen keyboard (numeric or otherwise) using the computer mouse or by clicking the chosen option(s) using the computer mouse. Candidates will have the option to change/modify answers already entered anytime during the entire duration of the examination.

In case the computer/mouse allotted to any candidate malfunctions anytime during the test, he/she will be immediately allotted another computer system and the time lost due to this will be adjusted in the server so as to give the candidate the full allotted time.

The on-screen computer clock counter of every candidate will be set at the server. The countdown timer in the top right side of computer screen will display the time remaining (in minutes) available for the candidate to complete the examination. When the timer reaches zero, the examination will end by itself. Candidate will not be required to end or submit the examination.

Candidate Name : [Your Name]
 Exam Name : UGC-NET
 Subject Name : English-Paper 2-Dec-2019
 Remaining Time : 01:59:39

English

Question 1:

Which of the following combinations best describes the typical methodology of literary research?

(1) Direct, empirical and quantitative
 (2) Phenomenological, speculative and abstract
 (3) Textual, critical and historical
 (4) Synoptic, conceptual and speculative

☐ 1) ☐ 2) ☐ 3) ☐ 4)

SAVE & NEXT CLEAR SAVE & MARK FOR REVIEW MARK FOR REVIEW & NEXT

<< BACK NEXT >> SUBMIT

99 Not Visited 1 Not Answered
 0 Answered 0 Marked for Review
 0 Answered & Marked for Review (will be considered for evaluation)

01 02 03 04 05 06 07
 08 09 10 11 12 13 14 15
 16 17 18 19 20 21 22 23
 24 25 26 27 28 29 30 31
 32 33 34 35 36 37 38 39
 40 41 42 43 44 45 46 47
 48 49 50 51 52 53 54 55

- (d) The Question Palette displayed on the screen will show the status of each question using one of the following symbols:

74 Not Visited 1 Not Answered
 0 Answered 0 Marked for Review
 0 Answered & Marked for Review (will be considered for evaluation)


The question(s) “Answered and Marked for Review” status for a question indicates that candidate would like to have a relook at that question again. A candidate has the option of answering a question and simultaneously “Marked for Review”, these answers will be considered for evaluation. However, if a candidate has simply put “Marked for Review” for a question without answering it, the corresponding question marked for review without an answer will not be considered for evaluation. It may be noted that a candidate can return to any “Marked for Review” question any time during the examination by clicking on the corresponding question number icon displayed on the Question Palette of the corresponding section.

- (e) Candidate can click on the “>” arrow which appears to the left of question palette to collapse the question palette thereby maximizing the question viewing window. To view the question palette again, candidate can click on “<” which appears on the right side of question window.
- (f) Candidate can click on to navigate to the bottom and to navigate to the top of the question area, without scrolling. Using the computer mouse the candidate can scroll up and down the question viewing area for viewing the entire question.
- (g) The full paper can be viewed by clicking the “Question Paper” icon on the top right corner of the screen.

- (h) Blank Sheets for doing Rough Work/calculations shall be provided to the candidates. The Blank Sheets would have a Header page for the candidates to write down his/her Name and Roll Number. All calculations/writing work are to be done only in the Blank Sheets provided at the centre in the examination Room/Hall and on completion of the test candidates must hand over the rough sheets to the invigilator on duty in the Room/Hall.

(i) Navigating to a Question To navigate between questions within a Paper, candidate needs to do the following:

- (a) Click on the question number in the Question Palette at the right of the screen to go to that numbered question directly. Note that using this option does NOT save the answer to the currently displayed question.
- (b) Click on “Save & Next” to save the answer of any question. Clicking on “Save & Next” will save the answer for the current question and the next question will be displayed on the candidate’s computer screen.
- (c) Click on “Mark for Review & Next” to mark a question for review (without answering it) and proceed to the next question.



(j) Answering a Question

To navigate between questions within a Paper, candidate needs to do the following:

Procedure for answering a Multiple-Choice type question:

- (a) To select the option(s), click on the corresponding button(s) of the option(s).
- (b) To deselect the chosen answer, click on the button of the chosen option again or click on the “Clear Response” button.
- (c) To save the answer, the candidate MUST click on the “Save & Next” button.
- (d) To mark the question for review (without answering it), click on the “Mark for Review & Next” button.

(k) Navigating through sections:

- (i) Sections in the question paper are displayed on the top bar of the screen. Questions in a section can be viewed by clicking on the section name. The section in which candidate is currently viewing will be highlighted.
- (ii) After clicking the “Save & Next” button on the last question for a section, candidate will automatically be taken to the first question of the next section.

- (iii) Candidate can shuffle between sections and questions within sections anytime during the examination as per the convenience only during the time stipulated.
- (iv) Candidate can view the corresponding section summary as part of the legend that appears in every section above the question palette.

The screenshot displays the UGC-NET exam interface. At the top, a header bar shows the candidate's name as [Your Name], Exam Name as UGC-NET, Subject Name as English-Paper 2-Dec-2019, and Remaining Time as 01:59:39. A language dropdown menu is set to English. Below the header, the main area is divided into three sections. The left section, labeled 'Question', contains 'Question 1:' which asks: 'Which of the following combinations best describes the typical methodology of literary research?'. It lists four options: (1) Direct, empirical and quantitative; (2) Phenomenological, speculative and abstract; (3) Textual, critical and historical; (4) Synoptic, conceptual and speculative. Below the options are four radio buttons labeled '0 1)', '0 2)', '0 3)', and '0 4)'. The middle section, labeled 'Respective', contains a legend with four icons: a grey square for '99 Not Visited', a green square for '0 Answered', a red square for '1 Not Answered', and a purple circle for '0 Marked for Review'. Below the legend is a virtual keyboard with a grid of numbers from 01 to 55. The right section, labeled 'Navigation', contains four buttons: 'SAVE & NEXT', 'CLEAR', 'SAVE & MARK FOR REVIEW', and 'MARK FOR REVIEW & NEXT'. At the bottom are '<< BACK', 'NEXT >>', and 'SUBMIT' buttons. Blue arrows point from the labels to their respective sections.

(I) Procedure for answering questions that require inputs from **Question** on-screen virtual key board (numeric or otherwise):

- (a) Candidate will have to use the on-screen virtual keyboard (that would be displayed just below the question statement of these types of questions) and the attached computer mouse to enter his/her answer in the space provided for answer.

On Screen Virtual Keyboard

This screenshot is similar to the previous one, showing the UGC-NET exam interface. It includes the same header bar with candidate information and the language dropdown. The question section is identical. The legend section is also identical. The virtual keyboard is shown below the legend. A black arrow points from the legend to the keyboard, indicating the flow of interaction. The navigation buttons at the bottom are also present.



- (b) The answer can be changed, if required, anytime during the test. To save the answer, the candidate MUST click on the “Save & Next” button.
- (c) To mark the question for review (without answering it), click on the “Mark for Review & Next” button.

Candidate will have the option to change previously saved answer of any question, anytime during the entire duration of the test. To change the answer to a question that has already been answered, first select the corresponding question from the Question Palette, then click on “Clear Response” to clear the previously entered answer and subsequently follow the procedure for answering that type of question.

(m) ROUGH WORK:

All calculations/writing work are to be done only in the rough sheet provided at the Centre in the examination Room/Hall and on completion of the test candidates must hand over the rough sheets to the invigilator on duty in the Room/Hall.

ANNEXURE- XIII: INSTRUCTIONS REGARDING COVID-19

NTA will implement Social Distancing measures as per Government of India Guidelines in current scenario of COVID-19 to ensure health & safety of the candidates. Adequate measures are implemented for safety of all without compromising the high standards, sanctity, and fairness in conduct of the Examination. Candidates are also required to adhere to Guidelines and new process for Social Distancing and hygiene to ensure safety & health of their own and fellow candidates.

For safety purposes, candidates are advised not to bring anything other than permitted items.

PREPARATION AT CENTRE

- a) Standard Operating Procedures for implementing safety precautions and for maintaining required standard of hygiene will be implemented. Before the exam starts, Seating Area will be thoroughly sanitized- exam rooms, desk, chair etc. All door handles, staircase railing, lift buttons, etc will be disinfected.
- b) Gap between 2 seats will be maintained as per GOI guidelines.
- c) Hand Sanitizer will be available at entry and inside the exam venue at various places for candidates and Centre staff to use.
- d) Thermo guns will be available to check body temperature of candidates.
- e) The room/hall number will be informed to the candidates at the registration room.
- f) It is ensured that all the processes are touch free, to the maximum possible extent, to ensure Social Distancing norms.
- g) Candidate is required to reach Centre as per the Reporting/Entry time at Centre given in the Admit Card to avoid any crowding at the Centre at the time of entry and to maintain social distancing.
- h) All exam functionaries will wear mask and gloves at all points of time.
- i) 5 sheets of paper are to be placed on the desk of each candidate for doing rough work.

PRE-EXAM PREPARATION

- a) Candidate to check Reporting/ Entry time at Centre given in the Admit Card and to reach Centre as per Reporting Time only to avoid any crowding at the Centre at the time of entry and to maintain social distancing.

- b) Candidate should fill Admit card and undertaking thereon as per instructions contained in the admit card, completely and properly.
- c) Candidates will be permitted to carry only the permitted items with them into the venue.

AT TIME OF ENTRY

- a) Candidates should avoid coming with more than one escort (parent/guardian).
- b) Candidates need to always maintain a space of at least 6 feet from each other. Queue manager / ropes and Floor Marks will be arranged outside the Centre.
- c) Room number will not be displayed outside the Centre to avoid any crowding at any one place in any situation.
- d) Candidates will be required to sanitize hands by washing with soap and with Hand Sanitizer before entry in Centre. Hand sanitizer will be available at various locations in the Centre
- e) Candidate should bring duly filled in Admit Card and Undertaking there on as per instructions contained on the admit card.
- f) They should not bring prohibited items to exam Centre as there are no arrangements available for their safe keeping.
- g) Candidates are permitted to carry drinking water in a transparent water bottle, a small bottle of sanitizer (50 mg), face masks and gloves.
- h) Candidates will be ushered in batches of 10 Candidates.
- i) Thermal scanning will be carried out at the entry.
- j) If the body temperature is higher than the COVID-19 norms, candidate would be required to take the exam in a separate room. Candidates are required to strictly adhere to instructions provided by Centre staff.
- k) Contact free frisking will be carried out using Handheld Metal Detectors.
- l) Candidate will display the following documents for verification to the exam functionary (invigilator on duty) standing across the table.
 - Admit card along with the undertaking with passport size photograph and thumb impression affixed thereon
 - Original and valid Identity proof
 - One additional photograph for affixing on the attendance register

- m) Candidate will be offered a fresh 3 Ply mask before entry. To stop chances of any UFM being used in the Examination, the candidate is expected to wear the freshly provided mask at the Centre. The candidate will be required to remove the mask worn by him/ her from home and use only the mask provided at Centre, in the exam hall. He/she may keep his/her mask worn from home, in their pocket or dispose them off as per their convenience.
- n) Invigilator on duty insider at the registration desk would check the admit card, ID proof etc and direct the candidate to his exam room in batches of 5 each to maintain safe distance as per the social distancing norms.
- o) A candidate will be denied permission to appear in the Examination, if he/ she violate the COVID-19 directives/advisories of Government (Central/State) applicable on the day of exam and instructions mentioned in the Admit Card.

DURING EXAMINATION

- a) Before the exam starts, Seating Area will be thoroughly sanitized –exam rooms, desk, chair etc. Candidates can further sanitize the same with sanitizers that will be made available in the Examination lab/room/hall.
- b) Candidates are required to paste passport size photograph and sign on the Attendance Sheet after sanitizing hands with sanitizer.
- c) They are required to use only the sheets provided in the exam centre for any rough work and are not allowed to do the rough work on any other material. They should write their roll number and their name on the rough sheets.

AFTER EXAMINATION

- a) On completion of the exam, the candidates will be permitted to move out in an orderly manner, one candidate at a time maintaining a safe distance from each other. They are required to wait for instructions from invigilator and are not to get up from their respective seats until advised.
- b) Candidate must drop the Admit Card and the rough sheets used by them in the drop box after the conclusion of the exam, while leaving. If any candidate fails to do so, action (which also includes disqualification from the exam) can be taken against him/her.

ANNEXURE- XIV: TEST PRACTICE CENTRES (TPCs)

What is a Test Practice Centre (TPCs)?

The Ministry of Education has mandated the NTA to set up, establish and create a network of Test Practice Centres for candidates, especially in remote and rural areas to enable them to practice and be comfortable in taking a Computer Based Test (CBT). This facility is completely free of cost. Candidates can register online (on NTA website) where they are provided a convenient TPC near to their location to practice on a given computer node. This facilitates and eases the process of being able to take a Computer Based Test (CBT). The entire experience of using a computer is close to the actual experience of taking a CBT. All efforts are made to provide practice tests and questions so that candidates can familiarize themselves with logging into the system, go through the detailed instructions regarding the test, use the mouse or numeric keyboard on screen (virtual) for attempting each question, scroll down to the next question, navigate between questions, review and edit their options and submit questions.

The objective of TPCs is primarily to organize test practice for the upcoming NTA Examinations.

ANNEXURE- XV: COMMON SERVICES CENTRES/FACILITATION CENTRES


Candidates who are not well conversant with how to submit the online application, due to various constraints, can use the services of Common Services Centre, Ministry of Electronics and Information Technology, Government of India under the Digital India initiatives of Hon'ble Prime Minister. The Common Services Centre (CSC) scheme is a part of the ambitious national e-Governance Plan (NeGP) of Government of India and is managed at each village panchayat level by a Village level Entrepreneur (VLE)

There are more than 1.5 lakhs Common Services Centres (CSC) across the country which will provide the desired support to candidates from urban as well as rural areas in online submission of Application Form and payment of fee through e-wallet. The list of the Common Services Centre is available on website: www.csc.gov.in.



Note: To know nearest Common Services Centre, please open link <http://gis.csc.gov.in/locator/csc.aspx>

ANNEXURE- XVI: REPLICA OF APPLICATION FORM

Click on 'New Registration tab' to register as a new candidate. Once registered, candidates can sign in using the credentials registered with.

**Ministry of Education**
Government of India

Joint CSIR-UGC NET Examination June-2021

**NATIONAL TESTING AGENCY**
Excellence in Assessment
Human Resource Development Group
Council of Scientific & Industrial Research

Home

Steps to apply online

- ✓ Apply for Online Registration
- ✓ Fill Online Application Form
- ✓ Upload Scanned Photo & Signature
- ✓ Pay Examination Fee

Application Form Joint CSIR-UGC NET Examination June-2021

New Registration

Only Registered Candidates Sign In

Application Form Joint CSIR-UGC NET Examination June-2021

Application No

Password

Security Pin as shown below (Case Sensitive)


Security Pin 487C81

Sign In

Forgot Password ?

Forgot Application No ?

Disclaimer:
This site is designed and hosted by NIC eCounselling division and the contents are provided by NTA. For any further information, please contact NTA. (Ver 1.0.136.2.0)

**एनआईसी**
National Informatics Centre

On registering this page opens, please go through the details carefully before proceeding to the next step.

Home

Registration

Application Form

Image Upload

Fee Payment

Instructions and Procedure for online submission of Application Form

Download Information Bulletin

- Please read the instructions, procedure and Information Bulletin carefully before you start filling the Application Form.
- Candidate can apply 'ON-LINE' only through official website <https://csirnet.nta.nic.in>.
- Please ensure your eligibility as per the criteria laid down for Joint CSIR-UGC NET Examination June-2021.
- Examination Fees**

EXAMINATION FEE DETAIL

Category	Fee Amount
General/EWS	Rs. 1000/-
OBC(NCL)	Rs. 500/-
SC/ST	Rs. 250/-
Third Gender	Rs. 250/-
PwD	Rs. 0/-

Processing charges and Goods & Service Taxes (GST) are to be paid by the candidate, as applicable.

- The fee may be submitted through Net Banking/Debit Card/Credit Card/UPI/Paytm Services.
- Application Procedure: Steps to be followed to apply online**
 - Step 1: Register for Online Application Form** and note down system generated **Application Number**. The candidate should supply all the details while filling the Online Application Form and is also required to create PASSWORD and choose Security Question and enter his/her Answer. After successful submission of the personal details, Application number will be generated and it will be used to complete the remaining Steps of the Application Form and will also be required for all future correspondence.
 - Step 2: Complete the Application Form** Candidate can login with the system generated Application Number and created Password for completing the Application Form.
 - Step 3: Upload Scanned Images of Candidate Photograph and Candidate Signature :**
 - The recent photograph should be coloured or black/white (but clear contrast).
 - Scanned photograph and signature should be in JPG format.
 - Size of scanned photograph should be between 10 kb to 200 kb.
 - Size of scanned signature should be between 4 kb to 30 kb.

Note : Upload the correct Photograph and Signature as the facility for correction will not be given.
 - Step 4: Pay Examination Fee by Net Banking/Debit Card/Credit Card/UPI/Paytm Services :**
The candidate has to select Net banking/Debit card/Credit card/UPI/Paytm Services option to pay the application fee and follow the online instruction to complete the payment of fee. After successful payment, candidate will be able to print the Confirmation Page. In case the Confirmation Page is not generated after payment of fee then the transaction is cancelled and the candidates have to approach the concerned bank for refund of amount. However the candidate has to make another payment/transaction, in case the Confirmation Page is not generated.
- THESE STEPS CAN BE DONE TOGETHER OR SEPARATELY ALSO.**
- Important Instruction about PASSWORD**
 - During online form filling, candidate will be required to choose PASSWORD and Security Question and its Answer. Candidate is advised to record/remember their password for all future logins.
 - For subsequent logins, candidate will be able to login directly with their respective system generated Application Number and the chosen Password.
 - Candidate is advised not to disclose or share their password with anybody. Neither NTA nor NIC will be responsible for violation or misuse of the password of a candidate.
 - Candidate can change his/her passwords after login, if desired.
 - Candidate should remember to log out at the end of their session so that the particulars of the candidate cannot be tampered or modified by unauthorized persons.

The Password must be as per the following Password policy.

 - Password must be 8 to 13 character long.
 - Password must have at least one Upper case alphabet.
 - Password must have at least one Lower case alphabet.
 - Password must have at least one numeric value.
 - Password must have at least one special characters eg. !@#\$%^&*.-.
- How to reset your Password :** The following options are available to reset Password
 - Using Security Question & its Answer you chosen during Form filling .
 - Using a verification code sent via text message (SMS) to your Registered Mobile No.
 - Using a reset link sent via Email to your Registered Email address.
- The Application Number printed on the computer generated Confirmation Page must be mentioned in all such correspondences. It is therefore essential to note down the application number printed on the Confirmation Page.
- Only one application is to be submitted by a candidate. More than one application i.e. Multiple application forms submitted by a candidate will be rejected.
- Applicants applying under reservation should ensure having valid certification and would required to provide them when asked for.

☐ I have downloaded Information Bulletin, read and understood all the Instructions therein as well as those mentioned above, and filling up the online application form accordingly.



Click here to Proceed

Disclaimer:

This site is designed and hosted by NIC eCounselling division and the contents are provided by NTA. For any further information, please contact NTA. (Ver 1.0.136.2.0)

Fill out the details carefully as particulars submitted once for candidate registration cannot be changed.



Ministry of Education
Government of India

Joint CSIR-UGC NET Examination June-2021



NATIONAL TESTING AGENCY
Excellence in Assessment



Human Resource Development Group
Council of Scientific & Industrial Research

Home

Registration

Application Form

Document Upload

Fee Payment

Personal Details

Candidate's Name	<input type="text" value="Test Name"/>		
Father's Name	<input type="text" value="F Name"/>		
Mother's Name	<input type="text" value="M Name"/>		
Date of Birth	<input type="text" value="01"/>	<input type="text" value="January (01)"/>	<input type="text" value="1992"/>
Gender	<input type="text" value="Male"/>		
Identity Type	<input type="text" value="Any Other Valid Govt Identity with photograph"/>		
Enter Valid Govt Identity Number	<input type="text" value="ABCD1234"/>		

Contact Details

Address	<input type="text" value="Address"/>
Locality(Optional)	<input type="text" value="Locality"/>
City/Town/Village	<input type="text" value="City"/>
Country	<input type="text" value="India"/>
State /UT	<input type="text" value="DELHI"/>
District	<input type="text" value="CENTRAL DELHI"/>
Pin Code	<input type="text" value="110001"/>
Land Line No. with STD code or any other Contact No. (Optional)	<input type="text"/>
Email Address	<input type="text"/>
Mobile Number	<input type="text" value="91"/> <input type="text" value="9876543210"/>

Permanent Address

☒ Same As Present Address

Choose Password

Password	<input type="password" value="*****"/>
Confirm Password	<input type="password" value="*****"/>
Security Question	<input type="text" value="Which is your favourite book ?"/>
Security Answer	<input type="password" value="*****"/>

Security Pin

Enter security pin (case sensitive)	<input type="text" value="8X0745"/>
Security Pin	<input type="text" value="8X0745"/>
<input type="button" value="Submit"/>	

Disclaimer:

This site is designed and hosted by NIC eCounselling division and the contents are provided by NTA. For any further information, please contact NTA. (Ver 1.0.136.2.0)

NIC
एनआईसी
National
Informatics
Centre

Please review your details before pressing the 'final submit' button.

Ministry of Education
Government of India

Joint CSIR-UGC NET Examination June-2021

NATIONAL TESTING AGENCY
Excellence in Assessment
Human Resource Development Group
Council of Scientific & Industrial Research

Home

Review Page - Online Registration Form

Review the following particulars carefully. If you would like to change any particulars entered, you may do so by pressing 'EDIT REGISTRATION FORM' button or press 'FINAL SUBMIT' button for final submission.

Personal Details

Candidate's Name:	TEST NAME	Father's Name:	F NAME
Mother's Name:	M NAME	Date of Birth:	01-01-1992
Gender :	Male	Identity Type:	Any Other Valid Govt Identity with photograph
Any Other Valid Govt Identity with photograph:	ABCD1234		

Contact Details

Address:	<div> Review Page !! Close </div>		
City/Town/Village:	<div> Please review the following informations carefully. If you would like to change any information entered, you may do so by pressing 'EDIT REGISTRATION FORM' button or press 'FINAL SUBMIT' button for final submission. </div>		
State /UT:			
Pin Code:			
Email Address:	nta.manrai@gmail.com	Mobile Number :	91 - 7827981323

Permanent Address

Address:	Address	Locality(Optional):	Locality
City/Town/Village:	City	Country:	India
State /UT:	DELHI	District:	CENTRAL DELHI
Pin Code:	110001		

Ministry of Education
Government of India

Joint CSIR-UGC NET Examination June-2021

NATIONAL TESTING AGENCY
Excellence in Assessment
Human Resource Development Group
Council of Scientific & Industrial Research

Home

Review Page - Online Registration Form

Review the following particulars carefully. If you would like to change any particulars entered, you may do so by pressing 'EDIT REGISTRATION FORM' button or press 'FINAL SUBMIT' button for final submission.

Personal Details

Candidate's Name:	TEST NAME	Father's Name:	F NAME
Mother's Name:	M NAME	Date of Birth:	01-01-1992
Gender :	Male	Identity Type:	Any Other Valid Govt Identity with photograph
Any Other Valid Govt Identity with photograph:	ABCD1234		

Contact Details

Address:	Add	<div> Confirm !! </div>	
City/Town/Village:	City	<div> Do you wish to submit Registration Form finally ? </div>	
State /UT:	DEL	<div> Yes No </div>	
Pin Code:	110		
Email Address:	nta.manrai@gmail.com	Mobile Number :	91 - 7827981323

Permanent Address

Address:	Address	Locality(Optional):	Locality
City/Town/Village:	City	Country:	India
State /UT:	DELHI	District:	CENTRAL DELHI
Pin Code:	110001		

This message will be sent via SMS on the registered mobile number after successful registration (Step-1).

Dear Candidate, Your Application No. is [211610000022](#). You have successfully submitted your Application Form for Joint CSIR-UGC NET Exam June 2021. Kindly download the Confirmation Page.

The following screen appears on completion of Step-1. Click 'Complete Application Form' to move to Step-2.

Name: Test NameApplication No: 211610000022

Registration

Application Form

Document Upload

Fee Payment

Application Status	
Registration Form	Completed
Application Form	Incomplete
Upload Documents	Incomplete
Application Fee Payment	Incomplete

You have completed Registration Form. Please note down the Application Number for future references.

Application Number : 2116 1000 0022

Fill the Application Form by clicking on button as shown below.

Complete Application Form

Fill out all the details carefully on the 'Application Form'.

Personal Details

Candidate's Name	TEST NAME		
Date of Birth	01	01	1992
Gender	Male		
Father's Name	F NAME		
Mother's Name	M NAME		
Nationality	Indian		
Category	Gen-EWS		
If you are a PwD Candidate, do you have benchmark disability (40% or more / "Severe" where percentage is not defined) ?	Yes		
Type of Disability	(vi) Other 'specified disabilities' mentioned in the Schedule of the RPwD Act 2016		
Do you need scribe (as the criteria given in the Information Bulletin) ?	Yes- I shall bring my own Scribe		
Are You Diabetic?	Yes		

Apply For

Apply For	Applied for Lectureship/Assistant Professor		
Subject Opted for NET	Chemical Sciences		
Specialization	Analytical Chemistry		
Medium of Question paper	English		
1st Choice for Exam City	DELHI (NCT)	NEW DELHI	
2nd Choice for Exam City	UTTAR PRADESH	GHAZIABAD	
3rd Choice for Exam City	UTTAR PRADESH	NOIDA / GREATER NOIDA	
4th Choice for Exam City	HARYANA	GURUGRAM	

Education Details

Graduate Qualification Details			
Pass Status	Year of Passing/appearing	Course/Stream Name	
Passed	2015	B. Pharma	
Examination From	University/Institute	Board/University(In Case Other)	
India	Others	ABC Board	
Total Marks	Obtained Marks	Result Mode	
500	400	Percentage	
Date of Admission (DD/MM/YYYY)	Institute Name & Address	Percentage(%)	
01/08/2011	XYZ Institute	80.00	
		Institute Pincode	
		110001	
Post Graduate Qualification Details			
Pass Status	Year of Passing/appearing	Course/Stream Name	
Passed	2017	Other	
Course/Stream Name (In Case Other)	Examination From	University/Institute	
M. Pharma	India	Others	
Board/University(In Case Other)	Result Mode		
ABC University	Percentage		
Total Marks	Obtained Marks	Percentage(%)	
500	400	80.00	
Date of Admission (DD/MM/YYYY)	Institute Name & Address	Institute Pincode	
01/08/2015	XYZ Institute	110001	

Doctorate Details

Whether already a doctoral student ?	No
--------------------------------------	----

Specialization Detail

Specialization, if Any	Chemistry
------------------------	-----------

Minority Details

Do you belong to Minority Community?	Yes
Name of Minority Community	Buddhist
Whether the annual income from all sources of your parents / guardians does not exceed Rs. 6.0 lakh	Yes
Whether you have taken admission in regular M.Phil / Ph.D course	M.Phil
Name of university / academic institution	XYZ University
Date of Admission to M.Phil / Ph.D.	05/09/2017

Security Pin

Enter security pin (case sensitive)	56180
Security Pin	56180
Submit	

Please review your details of ‘Application Form’ before pressing the ‘final submit’ button.

Ministry of Education
Government of India

Joint CSIR-UGC NET Examination June-2021

NATIONAL TESTING AGENCY
Commitment to Excellence
Human Resource Development Group
Council of Scientific & Industrial Research

Home Change Password Register Query Logout

Name: Test Name Application No: 2116 1000 0022

Review Page - Online Application Form

Review the following particulars carefully. If you would like to change any particulars entered, you may do so by pressing 'EDIT APPLICATION FORM DATA' button or press 'FINAL SUBMIT' button for final submission.

Personal Details

Candidate's Name: TEST NAME
Date of Birth: 01-01-1992
Gender: Male
Father's Name: F NAME

If you are a PwD Candidate, do you have benchmark disability (40% or more / "Severe" where p
Do you need scribe (as the criteria given in: - RPwD Act 2016.

Apply For

Apply For: Applied For Lectureship/Assistant Professor
Subject Opted for NET: Chemical Sciences
Specialization: Analytical Chemistry
Medium of Question paper: English
1st Choice for Exam City: NEW DELHI (DELHI (NCT))
2nd Choice for Exam City: GHAZIABAD (UTTAR PRADESH)
3rd Choice for Exam City: NOIDA / GREATER NOIDA (UTTAR PRADESH)
4th Choice for Exam City: GURUGRAM (HARYANA)

Doctorate Details

Whether already a doctoral student?: No

Specialization Detail

Specialization, if Any: Chemistry

Minority Details

Do you belong to Minority Community?: Yes
Name of Minority Community: Buddhist
Whether the annual income from all sources of your parents / guardians does not exceed Rs. 6.0 lakh: Yes
Whether you have taken admission in regular M.Phil / Ph.D course: M.Phil
Name of university / academic institution: XYZ University
Date of Admission to M.Phil. / Ph.D.: 05/09/2017

Particulars checklist to be verified

Kindly verify all the particulars listed below carefully. Once submitted Application Form finally, changes can not be made.

☒ My Name
☒ Father Name
☒ Mother Name
☒ Date of Birth
☒ Gender
☒ Category

☒ Person with Disability (PwD)
☒ Examination Cities
☒ Educational Details
☒ Applied for
☒ Subject Applied For

Declaration

I hereby declare that I have filled up this online application after carefully reading the Information Bulletin and fully understanding the provisions/ procedures mentioned therein. I further declare that all the particulars given by me in this application are true to the best of my knowledge and belief. I agree that my Result may be withheld/ not declared/ my candidature may automatically stand cancelled, in case it is found at any point of time in future that false information has been furnished in this application. I shall abide by these terms and conditions as well as those laid down in the Information Bulletin, Public Notices and Advisories issued by NTA regarding this exam from time to time.

☒ I Agree

[EDIT APPLICATION FORM DATA](#)
[Final Submit](#)

Disclaimer:
This site is designed and hosted by NIC eCounselling division and the contents are provided by NTA. For any further information, please contact NTA, (Ver 1.0.196.2.0)

एनआईसी
National Informatics Centre

Doctorate Details

Whether already a doctoral student?: No

Specialization Detail

Specialization, if Any: Chemistry

Minority Details

Do you belong to Minority Community?: Yes
Name of Minority Community: Buddhist
Whether the annual income from all sources of your parents / guardians does not exceed Rs. 6.0 lakh: Yes
Whether you have taken admission in regular M.Phil / Ph.D course: M.Phil
Name of university / academic institution: XYZ University
Date of Admission to M.Phil. / Ph.D.: 05/09/2017

Particulars checklist to be verified

Kindly verify all the particulars listed below carefully. Once submitted Application Form finally, changes can not be made.

☒ My Name
☒ Father Name
☒ Mother Name
☒ Date of Birth
☒ Gender
☒ Category

☒ Person with Disability (PwD)
☒ Examination Cities
☒ Educational Details
☒ Applied for
☒ Subject Applied For

Declaration

I hereby declare that I have filled up this online application after carefully reading the Information Bulletin and fully understanding the provisions/ procedures mentioned therein. I further declare that all the particulars given by me in this application are true to the best of my knowledge and belief. I agree that my Result may be withheld/ not declared/ my candidature may automatically stand cancelled, in case it is found at any point of time in future that false information has been furnished in this application. I shall abide by these terms and conditions as well as those laid down in the Information Bulletin, Public Notices and Advisories issued by NTA regarding this exam from time to time.

☒ I Agree

[EDIT APPLICATION FORM DATA](#)
[Final Submit](#)

Disclaimer:
This site is designed and hosted by NIC eCounselling division and the contents are provided by NTA. For any further information, please contact NTA, (Ver 1.0.196.2.0)

एनआईसी
National Informatics Centre

The following screen appears on completion of Step-2. Click 'Upload Images' to move to Step3.

Ministry of Education
Government of India

Joint CSIR-UGC NET Examination June-2021

NATIONAL TESTING AGENCY
Excellence in Assessment
Human Resource Development Group
Council of Scientific & Industrial Research

Home Change Password Register Query Logout

Name: TEST NAME Application No: 211610000022

Registration Application Form Document Upload Fee Payment

Application Progress Status

- View Registration Form
- View Application Form
- Upload Documents
- Pay Examination Fee

Verify Mobile No. & Email Id

- Verify Mobile Number
- Verify Email Id

Application Status

Application Status	
Registration Form	Completed
Application Form	Completed
Upload Documents	Incomplete
Application Fee Payment	Incomplete

You have completed step 2 of Online Application Form.

If you want to edit filled Application Form then click 'Edit Application Form' button shown below. Otherwise proceed for uploading of scanned images by clicking 'Upload Images' button to complete step 3.

Application Number : 2116 1000 0022

Edit Application Form Upload Documents

Disclaimer:
This site is designed and hosted by NIC eCounselling division and the contents are provided by NTA. For any further information, please contact NTA. (Ver 1.0.136.2.0)

NIC एन आई सी
National Informatics Centre

Upload the Photograph and Signature as per specification mentioned in Step-3. Click 'submit and preview' button to move to the verification step.

Ministry of Education
Government of India

Joint CSIR-UGC NET Examination June-2021

NATIONAL TESTING AGENCY
Excellence in Assessment
Human Resource Development Group
Council of Scientific & Industrial Research

Home Change Password Register Query Logout

Name: TEST NAME Application No: 211610000022

Registration Application Form Document Upload Fee Payment

S.No.	Required Document	Document Specifications	Upload	Action	View
1	Photograph	Document Format: JPG Min Size (KB): 10 Max Size (KB): 200	Choose File photo.JPG 	Upload	
2	Signature	Document Format: JPG Min Size (KB): 4 Max Size (KB): 30	Choose File No file chosen		
3	Category	Document Format: PDF Min Size (KB): 50 Max Size (KB): 300	Choose File No file chosen		
4	PwD	Document Format: PDF Min Size (KB): 50 Max Size (KB): 300	Choose File No file chosen		

Disclaimer:
This site is designed and hosted by NIC eCounselling division and the contents are provided by NTA. For any further information, please contact NTA. (Ver 1.0.136.2.0)

NIC एन आई सी
National Informatics Centre

Verify the Photograph and Signature before uploading them.

Joint CSIR-UGC NET Examination June-2021

Home
Change Password
Register Query
Logout

Registration
Application Form
Document Upload
Fee Payment

Name: TEST NAME Application No: 21161000022

S.No.	Required Document	Document Specifications	Upload	Action	View
1	Photograph	Document Format: JPG Min Size (KB): 10 Max Size (KB): 200	<input type="button" value="Choose File"/> No file chosen		Uploaded Document
2	Signature	Document Format: JPG Min Size (KB): 4 Max Size (KB): 30	<input type="button" value="Choose File"/> No file chosen		Uploaded Document
3	Category	Document Format: PDF Min Size (KB): 50 Max Size (KB): 300	<input type="button" value="Choose File"/> No file chosen		Uploaded Document
4	PwD	Document Format: PDF Min Size (KB): 50 Max Size (KB): 300	<input type="button" value="Choose File"/> No file chosen		Uploaded Document

[Home](#)

Disclaimer:
This site is designed and hosted by NIC eCounselling division and the contents are provided by NTA. For any further information, please contact NTA. (Ver 1.0.136.2.0)

The following screen appears on completion of Step-3. Click 'Pay Examination Fee' to move to Step-4. The Application Form and the uploaded documents can be edited before moving to the payment gateway.

Joint CSIR-UGC NET Examination June-2021

Home
Change Password
Register Query
Logout

Registration
Application Form
Document Upload
Fee Payment

Name: TEST NAME Application No: 21161000022

Mode of Payment

Activity : Examination Fee Payment

Select Mode of Payment




☒ Online Payment

Note: Fee can be deposited through Debit/Credit Card/Net Banking/UPi/Paytm Services

Disclaimer:
This site is designed and hosted by NIC eCounselling division and the contents are provided by NTA. For any further information, please contact NTA. (Ver 1.0.136.2.0)

Snapshot of the Confirmation Page with details as filled on the Application Form.

Confirmation Page

Application No.	211610000022		211610000022
DO NOT SEND THIS PAGE TO NATIONAL TESTING AGENCY (NTA).			
CANDIDATE IS REQUESTED TO RETAIN THE PRINTOUT OF CONFIRMATION PAGE FOR FUTURE REFERENCE.			
Personal Details			
Candidate's Name	TEST NAME	Date of Birth	01-01-1992
Mother's Name	M NAME	Category	Gen-EWS
Father's Name	F NAME	Gender	Male
If you are a PwD Candidate, do you have benchmark disability (40% or more / "Severe" where percentage is not defined) ?	Yes	Type of Disability	(vi) Other 'specified disabilities' mentioned in the Schedule of the RPwD Act 2016.
Do you need scribe (as the criteria given in the Information Bulletin) ?	Yes- I shall bring my own Scribe	Nationality	Indian
Are You Diabetic?	YES		
Apply For			
Apply For	Applied for Lectureship/Assistant Professor	Subject Opted for NET	Chemical Sciences
Specialization	Analytical Chemistry	Medium of Question paper	English
1st Choice for Exam City	DELHI (NCT) - NEW DELHI	2nd Choice for Exam City	UTTAR PRADESH - GHAZIABAD
3rd Choice for Exam City	UTTAR PRADESH - NOIDA / GREATER NOIDA	4th Choice for Exam City	HARYANA - GURUGRAM
Doctorate Details			
Whether already a doctoral student ?	No		
Specialization Detail			
Specialization, if Any	Chemistry		
Minority Details			
Do you belong to Minority Community?	Yes	Name of Minority Community	Buddhist
Whether the annual income from all sources of your parents / guardians does not exceed Rs. 6.0 lakh	Yes		
Contact Details			
Address	ADDRESS	Locality	LOCALITY
City/Town/Village	CITY	Country	India
State /UT	DELHI	District	CENTRAL DELHI
Pin Code	110001	Email Address	nta*****@gmail.com
Mobile Number	782****323	Land Line No. with STD code or any other Contact No.	--
Fee Payment Details			
DECLARATION			
I hereby declare that all the particulars given by me in this form are true to the best of my knowledge and belief and any mistake / misinformation, detected at the time of admission or at any stage in future, will result in the cancellation of admission/candidature. I have read the information bulletin and understood all the procedures. In case I furnish any false information, my result will not be declared/ my candidature will automatically stand cancelled. I shall abide by terms and conditions therein.			
Images Uploaded by Candidate			
Photograph 		Signature 	
List of Document Uploaded			
Photograph, Signature, Category, PwD, Result Awaited Certificate			

IP Address : 14.139.49.130

Date of Downloading : 03/12/2021 06:01:02 PM

ANNEXURE- XVII: PROCEDURE TO BE ADOPTED FOR COMPILATION OF NTA SCORES FOR MULTI SESSION PAPERS (NORMALIZATION PROCEDURE BASED ON PERCENTILE SCORE)

NTA will be conducting examinations on multiple dates, generally in two sessions per day. The candidates will be given different sets of questions per session and it is quite possible that in spite of all efforts of maintaining equivalence among various question papers, the difficulty level of these question papers administered in different sessions may not be exactly the same. Some of the candidates may end up attempting a relatively tougher set of questions when compared to other sets. The candidates who attempt the comparatively tougher examination are likely to get lower marks as compared to those who attempt the easier one. In order to overcome such a situation, **“Normalization procedure based on Percentile Score”** will be used for ensuring that candidates are neither benefitted nor disadvantaged due to the difficulty level of the examination. With the objective of ensuring that a candidate's true merit is identified, and that a level playing field is created in the above context, the Normalization Procedure, set out below shall be adopted, for compiling the NTA scores for multi session papers.

The process of Normalization is an established practice for comparing candidate scores across multi session papers and is similar to those being adopted in other large educational selection tests conducted in India. For normalization across sections, NTA shall use the percentile equivalence.

Percentile Scores: Percentile scores are scores based on the relative performance of all those who appear for the examination. Basically, the marks obtained are transformed into a scale ranging from 100 to 0 for each session of examinees.

The Percentile Score indicates the percentage of candidates that have scored EQUAL TO OR BELOW (same or lower raw scores) that particular Percentile in that examination. Therefore, the topper (highest score) of each session will get the same Percentile of 100 which is desirable. The marks obtained in between the highest and lowest scores are also converted to appropriate Percentiles.

The Percentile score will be the Normalized Score for the examination (instead of the raw marks of the candidate) and shall be used for preparation of the merit lists.

The Percentile Scores will be calculated up to 7 decimal places to avoid bunching effect and reduce ties.

The Percentile score of a Candidate is calculated as follows:

$$\frac{100 \times \text{Number of candidates appeared in the 'Session' with raw score EQUAL TO OR LESS than the candidate}}{\text{Total number of the candidates appeared in the 'Session'}}$$

Note: The Percentile of the Total shall **NOT** be an aggregate or average of the Percentile of individual subject. Percentile score is not the same as percentage of marks obtained.

Example: Suppose a test was held in 4 sessions of examinees as per details given below:-

(Allocation of Days and shifts were done randomly)

(a) Distribution of candidates were as follows:

Session-1: Day-1 Shift-1, **Session-2:** Day-1 Shift-2, **Session-3:** Day-2 Shift-1 and **Session-4:** Day-2 Shift-2

Session	Day/Shift	No of Candidates			Marks	
		Absent	Appeared	Total	Highest	Lowest
Session-1	Day-1 Shift-1	3974	28012	31986	335	-39
Session-2	Day-1 Shift-2	6189	32541	38730	346	-38
Session-3	Day-2 Shift-1	6036	41326	47362	331	-49
Session-4	Day-2 Shift-2	9074	40603	49677	332	-44
Total(Session-1 to Session-4)		25273	142482	167755	346	-49

In this method of scoring the HIGHEST RAW SCORE in each paper (irrespective of the raw scores) will be the 100 Percentile indicating that 100% of candidates have scores equal to or lesser than the highest scorer/ topper for that session.

Highest Raw Score and Percentile Score: All the highest raw scores will have normalized Percentile Score of 100 for their respective session.

Session	Total Candidates Appeared	Highest Raw Score	Candidates who scored EQUAL OR LESS THAN Highest Raw Score	Percentile Score	Remarks
Session -1	28012	335	28012	$100.0000000 \left[\frac{28012}{28012} \times 100 \right]$	i.e. all the highest raw scores would be normalized to 100 Percentile Score for their respective session.
Session -2	32541	346	32541	$100.0000000 \left[\frac{32541}{32541} \times 100 \right]$	
Session -3	41326	331	41326	$100.0000000 \left[\frac{41326}{41326} \times 100 \right]$	
Session -4	40603	332	40603	$100.0000000 \left[\frac{40603}{40603} \times 100 \right]$	

Lowest Raw Score and Percentile Score: Percentile Score of all the lowest raw scores will depend on the total number of candidates who have taken the examination for their respective session.

Session	Total Candidates Appeared	Lowest Raw Score	Candidates who scored EQUAL OR LESS THAN Lowest Raw Score	Percentile Score	Remarks
Session-1	28012	-39	1	0.0035699 [(1/28012)*100]	i.e. Percentile Score of all the lowest raw scores are different i.e. Percentile Score depend on the total number of candidates who have taken the examination for their respective session.
Session-2	32541	-38	1	0.0030730 [(1/32541)*100]	
Session-3	41326	-49	1	0.0024198 [(1/41326)*100]	
Session-4	40603	-44	1	0.0024629 [(1/40603)*100]	

The following is a further explanation of the interpretation of the raw scores and Percentile Score in Session-3 (Day-2 and Shift-1) with 41326 candidates who have taken the examination.

Candidate	Percentile Score	No of Candidates	Raw Score	Remark
A	100.000000 [(41326/41326)*100]	1	331	Indicates that amongst those appeared, 100% have scored either EQUAL TO OR LESS THAN the candidate A (331 raw score).
				It also indicates that no candidate has scored more than the candidate A (331 raw score).
B	90.1224411 [(37244/41326)*100]	77	121	Indicates that amongst those appeared, 90.1224411% have scored either EQUAL TO OR LESS THAN the candidate B (121 raw score).
				It also indicates that remaining candidates have scored more than candidate B (121 raw score).
C	50.4549194 [(20851/41326)*100]	381	41	Indicates that amongst those appeared, 50.4549194% have scored either EQUAL TO OR LESS THAN the candidate C (41 raw score).
				It also indicates that remaining those appeared have scored more than candidate C (41 raw score).
D	31.7040120 [(13102/41326)*100]	789	25	Indicates that amongst those appeared, 31.7040120% have scored either EQUAL TO OR LESS THAN the candidate D (25 raw score).

Candidate	Percentile Score	No of Candidates	Raw Score	Remark
				It also indicates that remaining candidates have scored more than candidate D (25 raw score) .
E	1.1034216 [(456/41326)*100]	100	-15	Indicates that amongst those appeared, 1.1034216% have scored either EQUAL TO OR LESS THAN the candidate E (-15 raw score)
				It also indicates that remaining candidates have scored more than candidate E (-15 raw score)

STEP-BY-STEP PROCEDURE FOR NORMALIZATION AND PREPARATION OF RESULT:

Step-1: Distribution of Examinees in two shifts:

Candidates have to be distributed into two sessions randomly so that each session has approximately equal number of candidates. These two sessions would be as follows:

Session-1: Day-1 Shift-1, **Session-2:** Day-1 Shift-2

In the event of more number of days or less number of shifts, the candidates will be divided accordingly.

This will ensure that there is no bias in the distribution of candidates who shall take the examination. Further, with a large population of examinees spread over the entire country the possibility of such bias becomes remote.

Step-2: Preparation of Results for each Session:

The examination results for **each session** would be prepared in the form of

- Raw Scores
- Percentiles Scores of Total raw scores.

The Percentiles would be calculated for each candidate in the Session as follows:

Let TP1 be the Percentile Scores of Total Raw Score of that candidate.

$$\text{Total Percentile (TP1): } 100 \times \frac{\text{No. of candidates appeared from the session with raw score EQUAL TO OR LESS than T1 score}}{\text{Total No. of candidates appeared in the session}}$$

Step-3: Compilation of NTA score and Preparation of Result:

The Percentile scores for the Total Raw Score for all the sessions (**Session-1:** Day-1 Shift-1, **Session-2:** Day-1 Shift-2) **as calculated in Step-2 above would be merged and shall be called the NTA scores which will then be used for compilation of result and further processing for deciding the allocation.**

In the events of the percentiles for the multi-shifts being dissimilar / unequal, the lowest will be the eligibility cut-off for that category for all candidates (i.e. all shifts).

For Example: In an the examination held in two shifts, if the 40% marks correspond to a Percentile score of 78 in Shift 1 and 79 in Shift 2, then all those equal to or above 78 percentiles (Percentile score of 100 to 78) in both shifts will become eligible in General Category. Similar method will be adopted for the other categories to determine eligibility cut-offs.

In case the examination is held in more number of shifts the same principle shall apply.

ANNEXURE- XVIII: HELPDESK CONTACT DETAILS OF JOINT CSIR- UGC NET June 2021

Fellowship under CSIR Scheme:	DEPUTY SECRETARY / UNDER SECRETARY (EMR), CSIR-HRDG, CSIR COMPLEX (OPPOSITE INSTITUTE OF HOTEL MANAGEMENT), LIBRARY AVENUE, PUSA, NEW DELHI – 110012
Fellowships under UGC Schemes	UNDER SECRETARY, SELECTION AND AWARD BUREAU, UNIVERSITY GRANT COMMISSION, SOUTH CAMPUS, UNIVERSITY OF DELHI, BENITO JUAREZ MARG, DHAULA KUAN, NEW DELHI- 110021
For Eligibility for Lectureship/ Assistant Professor:	EDUCATION OFFICER, UNIVERSITY GRANTS COMMISSION, SOUTH CAMPUS, UNIVERSITY OF DELHI, BENITO JUAREZ MARG, DHAULAKUAN, NEW DELHI-110021