



National Service and Tracking of Electronic Processes




NSTEP Mobile & Web Application

NSTEP

NSTEP is collaboration between

- **Case Information System (CIS)**
- **NSTEP web application and**
- **NSTEP mobile application**



**Process Generation Functionality
In
Case Information System CIS
(3.0)**

Process Generation -1

- When the next date is given or proceedings of the case is done, the case becomes available for generating the Process.
- Every Process is unique in Nature. The Nature of Process controls Addressee type.
- Process can be addressed to 7 different types of Addressee. Petitioner/Respondent/ (Both)/Witness/Police/Prison/DistrictMagistrate/Bailiff/ Other.

The screenshot displays the eCourtIS web application interface for generating a process. The browser address bar shows the URL 10.153.16.185/swecourtis/main.php. The page title is 'DISTRICT AND SESSIONS COURT AURANGABAD, SHRI R.H. MALI'. The user is logged in as 'supuser' on 08-11-2018. The main content area is titled 'Civil - Criminal Process' and includes the following fields and options:

- Case No.:** R.C.A./100184/2012
- Process:** Select
- Next Date:** 10-11-2018
- Purpose:** Hearing
- Radio Buttons:** Civil (selected), Criminal, Plead Guilty
- Form Fields:** Fees Type (Paid selected, Free/On Court Motion), Addressee Type (Select), Process Fee, Addressee Name (Select), Nature (Select)
- Footnote:** A dropdown menu with options: Appellant, Respondent, Both, Witness, Other, Police, Prison, District Magistrate, Bailiff.
- Buttons:** Save

The left sidebar contains a navigation menu with categories like Home, Fees, Court Proceedings, and Work Done Sheet. The bottom status bar shows the version as NC3.0 and the system time as 10:16 AM on 11/8/2018.

Process Generation -2

- Process can be addressed to multiple parties.
- Select the parties to whom the process is to be addressed.

The screenshot displays the 'Civil - Criminal Process' form in the eCourtIS application. The form is titled 'Civil - Criminal Process' and includes the following fields and options:

- Case No.:** R.C.A./100184/2012
- Process:** Notice to respondent of the day fixed fo... (Next Date: 10.11.2018, Purpose: Hearing)
- Fees Type:** Paid Free/On Court Motion
- Process Fee:** [Empty field]
- Addressee Type:** Respondent
- Addressee Name:** 2 - Sk. Nisar Sk. Ahmed (ER), 3 - Sk....
- Footnote:** [Empty text area]
- Nature:** A list of names with checkboxes:
 - Select
 - 1 - Sk. Anwar Sk. Ahemad (R)
 - 2 - Sk. Nisar Sk. Ahmed (ER)
 - 3 - Sk. Imran Sk. Ahmed (ER)
 - 4 - Sk. Salman Sk. Ahmed (ER)
 - 5 - Sk. Begambi Sk. Ahmed (ER)

The interface also shows a sidebar with navigation options like 'Home', 'Fees', 'Registration Section', and 'Court Proceedings'. The top navigation bar indicates the user is logged in as 'supuser' on 08-11-2018.

Process Generation -3

- Information regarding selected Addressee will be shown one after another.
- Address as available in the CIS will be shown. Facility to correct the address is also provided in this screen.

The screenshot displays the 'Civil - Criminal Process' form in the eCourtIS application. The form is titled 'Civil - Criminal Process' and includes the following fields and options:

- Case No.:** R.C.A./100184/2012
- Process:** Notice to respondent of the day fixed for
- Next Date:** 10-11-2018
- Purpose:** Hearing
- Addressee Name:** Sk. Nisor Sk. Ahmed
- Relation:** Fath
- R/O:** Sk. Ahmed
- Address:** Gali No 26, New Bajipura, Aurangabad
- State:** MAHARASHTRA
- Town:** Select
- Taluka:** Select
- Police Station:** Select
- Pin Code:** []
- Mobile No.:** []
- Email:** []
- Remarks:** []

The 'Address' field is highlighted with a red border, indicating it is the current focus for address correction. The form also includes a 'Save' button and a '0 Out of 3 Update' indicator.

Process Generation -4

- Depending on the nature of the notice, dynamically the tabs like, sub-ordinate court, Extra Labels etc will be opened.
- Information like Sub-ordinate court case number will be directly pulled from Lower Court information and may be corrected.
- Certain process may demand some extra information to be entered for generating the process. Such information may be entered in the Extra Labels tab.

The screenshot displays the eCourtIS web application interface. The browser window title is 'eCourtIS' and the address bar shows '10.153.16.185/swecourtis/main.php'. The page header includes 'DISTRICT AND SESSIONS COURT AURANGABAD' and 'SHRI P.H. MALI'. The user is logged in as 'supuser' with a 'Logout' option and the date '09-11-2018'. The main content area is titled 'Civil - Criminal Process' and features a form with the following elements:

- Radio buttons for 'CMI', 'Criminal', and 'Plead Guilty'. 'CMI' is selected.
- 'Case No.:' dropdown menu with the value 'R.C.A./100184/2012'.
- 'Process:' dropdown menu with the value 'Notice to respondent of the day fixed fo'.
- 'Next Date: 10.11.2018' and 'Purpose: Hearing' displayed in green text.
- Navigation tabs: 'Select Addressee', 'Addressee Details', 'Subordinate Court', 'Extra Label', and 'Generate Draft'.
- 'Date of Decree:' input field.
- 'Save' and 'Next' buttons.

The left sidebar contains a menu with categories like 'Home', 'Fees', 'Court Fees', 'Registration Section', 'Case Allocation', 'Court Proceedings', 'Select Court', 'Select Date', 'Daily Proceedings', 'Order and Judgment', 'IA Filing', 'Civil-Criminal Process', 'Process Generation', 'Work Done Sheet', 'Reznama', 'Dormant or Sme Die', 'Not Before Me or Retain', 'B Diary', 'Balance Court Fee', 'Delay Status', and 'Framing of Issues/Charge'. The bottom status bar shows 'Version - NC3.0' and system information like 'ENG INTEL 10:21 AM 11/8/2018'.

Process Generation -5

--All the information captured during Process Generation is finally viewed before generating draft .

The screenshot shows the eCourtIS web application interface. The browser address bar displays the URL 10.153.16.185/swecourtis/main.php. The page title is "DISTRICT AND SESSIONS COURT AURANGABAD. SHRI PH. MALI". The user is logged in as "supuser" on 08-11-2018. The sidebar menu includes options like Home, Fees, I.Court Fees, Registration Section, Case Allocation, Court Proceedings, Select Court, Select Date, Daily Proceedings, Order and Judgment, IA Filing, Civil-Criminal Process, Process Generation, Copy Previous Process, Upload Process, Publish Process, Process, Acknowledgement/Print, Process Status, Work Done Sheet, Roznama, Dormant or Sine Die, Not Before Me or Retain, B Diary, Balance Court Fee, and Delay Status. The main content area shows the "Process Generation" screen with the following details:

Addressee Name : Sk. Imran Sk. Ahmed	
Address Type : Main.	Address: Galli No 26, New Bajipura, Aurangabad
State : MAHARASHTRA	District:
Town :	Ward:
Taluka :	Village:
Police Station :	Remarks :
Pin Code :	Mobile No.:
Email :	R/O: Sk. Ahmed

Addressee Name : Sk. Salman Sk. Ahmed	
Address Type : Main.	Address: Galli No 26, New Bajipura, Aurangabad
State : MAHARASHTRA	District:
Town :	Ward:
Taluka :	Village:
Police Station :	Remarks :
Pin Code :	Mobile No.:
Email :	R/O: Sk. Ahmed

Subordinate Court Name :	Subordinate Court Case Number:
Subordinate Court Case Designation :	
Date :	
Date of Decree :	

[Generate Draft](#)

Process Generation - 6


-- Draft of the process can be viewed finally.

The screenshot shows the eCourtIS web application interface. The browser address bar displays the URL `10.153.16.185/swecourtis/main.php`. The page title is "DISTRICT AND SESSIONS COURT AURANGABAD. SHRI P.H. MALI". The user is logged in as "supuser" on "08-11-2018".

The main content area is titled "Civil - Criminal Process" and shows a notification: "3 Notice generated successfully". Below this, there are radio buttons for "Civil", "Criminal", and "Plead Gully", and a dropdown menu for "Case No.: Select". The "Next Date" is set to "10-11-2018" and the "Purpose" is "Hearing".

The draft notice is displayed in a preview window with the following text:

MHAU01-001761-2012



Appendix G, No. 6
DISTRICT AND SESSIONS COURT AURANGABAD.
IN THE COURT OF SHRI P.H. MALI
Principal District and Sessions Judge, Ahr 1. Aurangabad, Aurangabad.

NOTICE TO RESPONDENT OF THE DAY FIXED FOR THE HEARING OF THE APPEAL.

[C-41 R. 14.]

R.C.A./100184/2012
Sk. Ahmedd Sk. Sardar Vs Sk. Anwar Sk. Ahemad
NEXT DATE : 10-11-2018

The interface also includes a sidebar menu with options like "Home", "Court Proceedings", "Process Generation", and "Draft". The bottom status bar shows the system time as 10:22 AM on 11/8/2018.

Publish Process

- After draft is generated and found correct. Finally the process is to be published.
- While Publishing the process Court user can again view the process of even delete the process (if some issue is seen)
- Finally once the Process is published it cannot be modified and becomes available for allocation to the Process Server through NSTEP.

The screenshot displays the eCourtIS web application interface. The browser address bar shows the URL 10.153.16.185/swecourtis/main.php. The page title is "DISTRICT AND SESSIONS COURT AURANGABAD, SHRI P.H. MALI". The user is logged in as "supuser" on 08-11-2018. The main content area shows the "Publish Process" screen with a search filter for "Civil" and a date range from 08-11-2018 to 08-11-2018. The table below shows one entry:

Sr. No.	Date	Case No	Main Party	Civil Process	Party Name	Draft	Publish
1	08-11-2018	R.C.A./100184/2012	Sk. Ahmadd Sk. Sardar V.S Sk. Anwar Sk. Ahemad	Notice to respondent of the day fixed for the hearing of the appeal. [O. 41, R. 14]	Sk. Niser Sk. Ahmed, Sk. Imran Sk. Ahmed, Sk. Salman Sk. Ahmed	Show/Delete	Publish

The interface also includes a sidebar with navigation options such as "Home", "I Court Fees", "Registration Section", "Case Allocation", "Court Proceedings", "Select Court", "Select Date", "Daily Proceedings", "Order and Judgment", "IA Filing", "Civil-Criminal Process", "Process-Generation", "Copy Previous Process", "Upload Process", "Publish Process", "Process", "Acknowledgement/Print", "Process Status", "Work Done Sheet", "Roznama", "Dormant or Sine Die", "Not Before Me or Retain", "B Diary", "Balance Court Fee", "Delay Status", and "Framing of Issues/Charge". The bottom of the screen shows the Windows taskbar with various application icons and system information including "Version: NC3.0" and "ENG 10:23 AM INTL 11/8/2018".

Print Process/Acknowledgement

- Through this Menu Item the published processes can be printed and common acknowledgement can also be printed if the process ID is common.
- Every Process in the country will have a unique process number.

The screenshot displays the eCourtIS web application interface. The browser address bar shows the URL `10.153.16.185/swecourts/main.php`. The page title is "DISTRICT AND SESSIONS COURT AURANGABAD. SHRI PH. MALI". The user is logged in as "supuser" on "08-11-2018".

The main content area is titled "Print/Acknowledgement" and includes a search bar and a date range filter set to "08-11-2018" to "08-11-2018". The table below lists the processes:

Process Date	Process ID	Civil Process	Party Name	Print	Check For Acknowledgement	
Case No.: R.C.A./100184/2012 Main Party: Sk. Ahmedd Sk. Sardar Vs Sk. Anwar Sk. Ahemad						
08-11-2018	PMHAU010017612012_1_1	Notice to respondent of the day fixed for the hearing of the appeal. [O. 41, R. 14]	Sk. Nisar Sk. Ahmed, Gali No 26, New Bajjipura, Aurangabad	Print	<input type="checkbox"/>	
08-11-2018	PMHAU010017612012_1_2	Notice to respondent of the day fixed for the hearing of the appeal. [O. 41, R. 14]	Sk. Imran Sk. Ahmed, Gali No 26, New Bajjipura, Aurangabad	Print	<input type="checkbox"/> Acknowledgement	
08-11-2018	PMHAU010017612012_1_3	Notice to respondent of the day fixed for the hearing of the appeal. [O. 41, R. 14]	Sk. Salman Sk. Ahmed, Gali No 26, New Bajjipura, Aurangabad	Print	<input type="checkbox"/>	

The sidebar menu includes options like Home, Configure Establishment, User Menu, Master, Unification, Admin Menu, Filing Counter, Appeal Filing, Caveat Section, Proceeding Correction, Fees, I-Court Fees, Registration Section, Case Allocation, Court Proceedings, Select Court, Select Date, Proceedings, Order and Judgment, and Filing. The bottom status bar shows the system version as "Version:- NC3.0" and the date as "11/8/2018".

Process -ID

- Every Process will have unique number through out the country.
- It will have the form of P-CNR-M-N
- P – Process
- CNR- CNR Number of the Case
- M – Process Number (Serial number of the process within the case)
- N- Addressee number (Serial number of Addressee within the Process ID)

For Example:

1st Process generated in the case with CNR - MHAU010017612012 for 3 different parties will have the process IDs as

PMHAU010017612012_1_1 --- Sk. Nisar Sk. Ahmed, Galli No 26, New Bajipura, Aurangabad

PMHAU010017612012_1_2 --- Sk. Imran Sk. Ahmed, Galli No 26, New Bajipura, Aurangabad

PMHAU010017612012_1_3 --Sk. Salman Sk. Ahmed, Galli No 26, New Bajipura, Aurangabad

2nd Process generated in same Case for one single Other Party will have number as

Process ID Example

--All the published processes can be shown within a period for which from date and to date can be selected.

The screenshot displays the eCourtIS web application interface. The browser address bar shows the URL 10.153.16.185/swecourtis/main.php. The page title is "DISTRICT AND SESSIONS COURT AURANGABAD. SHRI PH. MALI". The user is logged in as "supuser" on 08-11-2018. The main content area is titled "Print/Acknowledgement" and includes a filter for "Civil" processes. A date range filter is set from "08-11-2018" to "08-11-2018". Below the filter is a table of court processes.

Process Date	Process ID	Civil Process	Party Name	Print	Check For Acknowledgement
Case No.: R.C.A./100184/2012 Main Party: Sk. Ahmadd Sk. Sardar Vs Sk. Anwar Sk. Ahemad					
08-11-2018	PMHAU010017612012_2_1	Notice of attachment of a decree to the holder of the decree [O. 21 R. 63]	A. B. Patil, Degumpura	Print	<input type="checkbox"/> Acknowledgement
Case No.: R.C.A./100184/2012 Main Party: Sk. Ahmadd Sk. Sardar Vs Sk. Anwar Sk. Ahemad					
08-11-2018	PMHAU010017612012_1_1	Notice to respondent of the day fixed for the hearing of the appeal [O. 41, R. 14]	Sk. Nisar Sk. Ahmed, Galli No 26, New Bajpura, Aurangabad	Print	<input type="checkbox"/>
08-11-2018	PMHAU010017612012_1_2	Notice to respondent of the day fixed for the hearing of the appeal [O. 41, R. 14]	Sk. Imran Sk. Ahmed, Galli No 26, New Bajpura, Aurangabad	Print	<input type="checkbox"/> Acknowledgement
08-11-2018	PMHAU010017612012_1_3	Notice to respondent of the day fixed for the hearing of the appeal [O. 41, R. 14]	Sk. Salman Sk. Ahmed, Galli No 26, New Bajpura, Aurangabad	Print	<input type="checkbox"/>

NSTEP
INTRANET Based Web Application

NSTEP

Firefox Web Browser




National Service and Tracking of Electronic Processes

Login

mhhcmanager

Submit

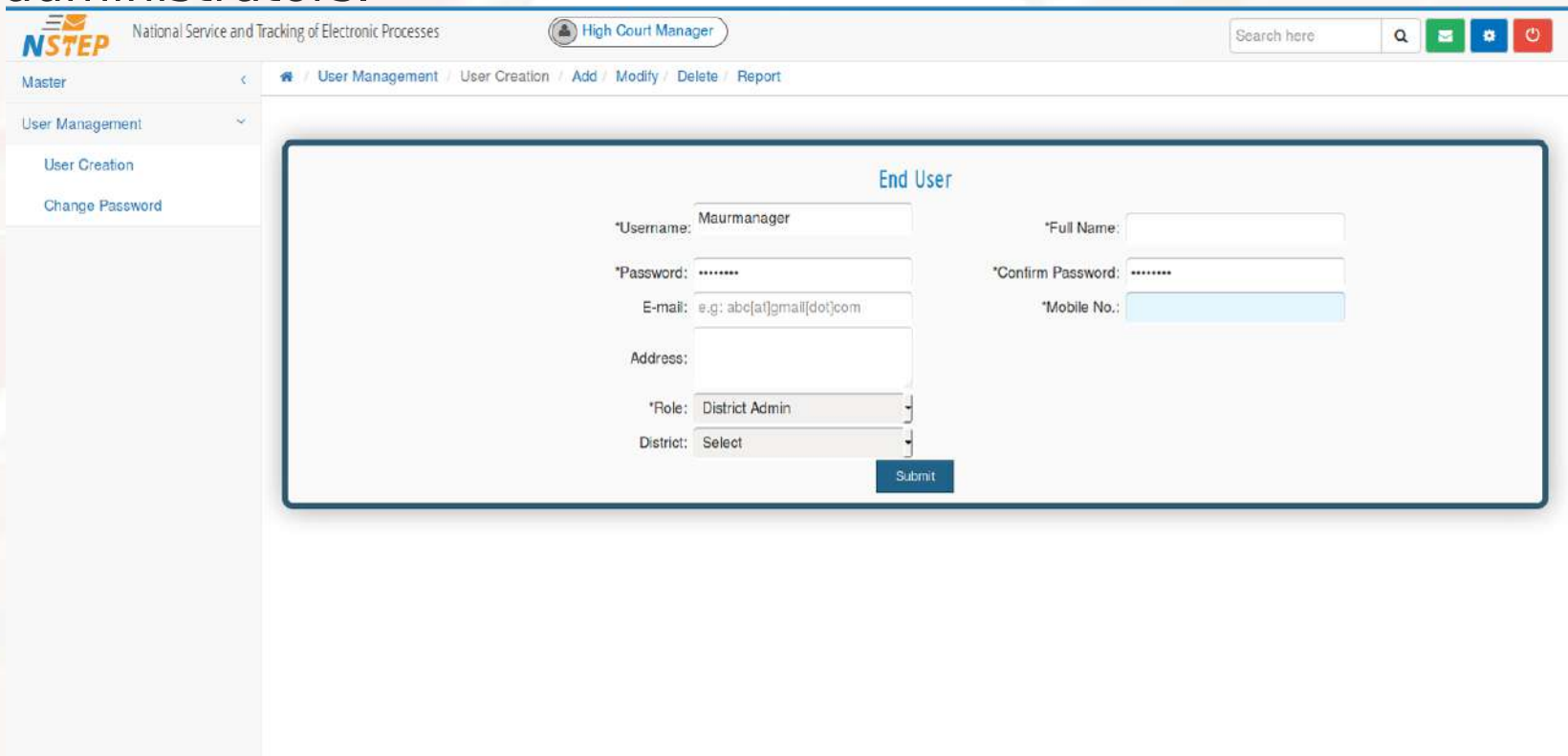
DOWNLOAD NSTEP ANDROID APP
Process Serving App for Court Bailiffs

Download Now 

**State Administrator
(Login with the username and
password to be provided by e-
Committee)**

Creation of District Administrators

State admin can create District Admin through User Creation form. User Names shall be prefixed with 2 Characters State Code + 2 Characters of District so that it remain unique throughout the country. After creating the Username and password for each district administrator, inform it to the respective district administrators.



The screenshot shows the NSTEP (National Service and Tracking of Electronic Processes) High Court Manager interface. The breadcrumb trail is: Master > User Management > User Creation > Add / Modify / Delete / Report. The left sidebar shows 'User Management' expanded with 'User Creation' and 'Change Password' options. The main content area is titled 'End User' and contains the following form fields:

- *Username: Maurmanager
- *Full Name: [Empty]
- *Password: [Masked]
- *Confirm Password: [Masked]
- E-mail: e.g: abc[at]gmail[dot]com
- *Mobile No.: [Empty]
- Address: [Empty]
- *Role: District Admin
- District: Select

A 'Submit' button is located at the bottom right of the form.

Create process messenger list

We can add state-wise process messenger through Process Messenger form.

The screenshot displays the NSTEP (National Service and Tracking of Electronic Processes) web application interface. The user is logged in as 'High Court Manager' and is viewing the 'Process Messenger' form for the state of Maharashtra. The form includes fields for 'Process Messenger Code' (set to 3), 'Process Messenger', 'Contact Address', 'Contact Person', 'Mobile No.', 'Phone No.', and 'Email' (with a placeholder 'e.g. abc[at]gmail[dot]com'). A 'Submit' button is located below the form fields.

Below the form, there is a table showing existing process messenger entries. The table has columns for 'Process Messenger Code', 'Process Messenger', 'Contact Address', 'Contact Person', 'Mobile No.', 'Phone No.', 'Email', 'Edit', and 'Delete'. Two entries are visible: 'Indian Post' and 'DTDC Courier'. Each entry has an 'Edit' button (green pencil icon) and a 'Delete' button (red trash icon).

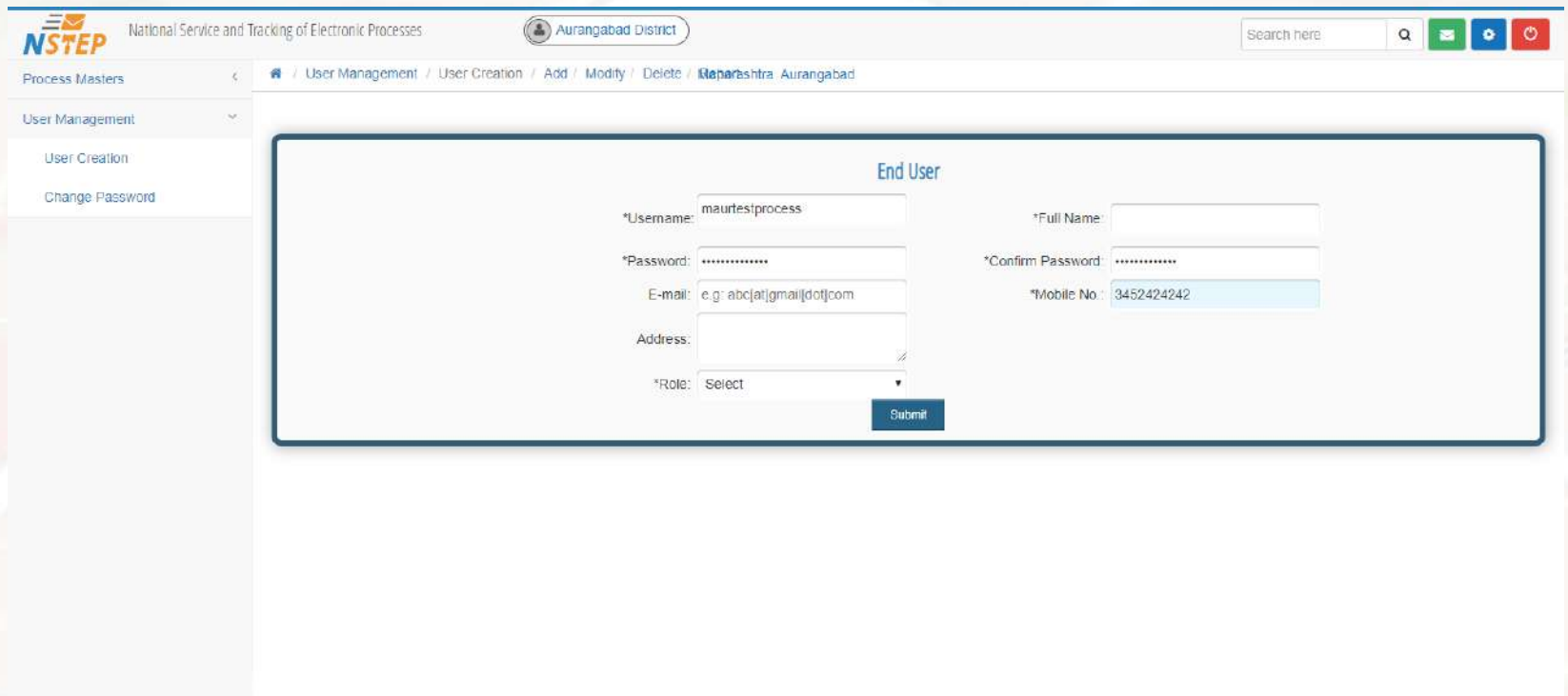
At the bottom of the table, it indicates 'Showing 1 to 2 of 2 entries' and includes 'Previous' and 'Next' navigation buttons.

Process Messenger Code	Process Messenger	Contact Address	Contact Person	Mobile No.	Phone No.	Email	Edit	Delete
1	Indian Post							
2	DTDC Courier							

**District Administrator
(Login with the username and
password provided by High
Court)**

Creation of Process Administrators

District Admin can create Process Admin through User Creation form. User Names shall be prefixed with 2 Characters State Code + 2 Characters of District + 2 Character Establishment code so that it remain unique throughout the country. After creating the Username and password for each process administrator, inform it to the respective process administrators.



The screenshot displays the NSTEP (National Service and Tracking of Electronic Processes) web application interface. The header includes the NSTEP logo, the text "National Service and Tracking of Electronic Processes", and the current district "Aurangabad District". A search bar and utility icons are also present. The left sidebar shows a navigation menu with "Process Masters" expanded, containing "User Management", "User Creation", and "Change Password". The main content area is titled "End User" and contains a form with the following fields:

- *Username: maurtestprocess
- *Full Name: [Empty]
- *Password: [Masked]
- *Confirm Password: [Masked]
- E-mail: e.g: abc[at]gmail[dot]com
- *Mobile No.: 3452424242
- Address: [Empty]
- *Role: Select

A "Submit" button is located at the bottom right of the form.

The District user have access to Process Masters which contains Bailiff Master, Other process Messenger, Process Establishment and Tag bailiff to process admin forms. And also have access to User Management.

Bailiff Master

District Administrator have to enter details of all Bailiffs in the District.

Every Bailiff will have 7 alpha-numeric unique Bailiff Code of the form

MHAU-003. Mobile number is compulsory.

The screenshot displays the NSTEP (National Service and Tracking of Electronic Processes) web application interface for the MAHA AUR District. The page title is "Bailiff Master" and the breadcrumb trail is "Process Masters / Bailiff Master / Add / Modify / Delete / Report". The left sidebar contains navigation options: "Bailiff Master", "Other Process Messenger", "Process Establishment", "Tag Bailiff to Process Admin", and "User Management". The main content area is titled "Bailiff" and contains a form for adding or modifying a bailiff's details. The form fields are as follows:

Field	Value
*Bailiff Code:	Bailiff Satish-MHAU393
Gender:	Male
Date of Birth:	01-11-1986
Office Address:	
State:	Select
Taluka:	Select
Email:	e.g. abc[at]gmail[dot]com
Phone No.:	
Qualification:	
*Bailiff:	Bailiff Satish
Address of Residence:	
Area Assigned:	
District:	Select
Village:	Select
*Mobile No.:	8888888888
Mother Tongue:	

At the bottom of the form, there are radio buttons for "Delete" (selected) and "Undelete", and a "Submit" button.

Modify Bailiff Contents

Facility to modify the data of respective Bailiff is also provided.

NSTEP National Service and Tracking of Electronic Processes
MAHA AUR Dist

Process Masters / Process Masters / Bailiff Master / Add / Modify / Delete / Report

Bailiff

*Bailiff Code:

Gender:

Date of Birth:

Office Address:

State:

Taluka:

Email:

Phone No:

Qualification:

*Bailiff:

Address of Residence:

Area Assigned:

District:

Village:

*Mobile No:

Mother Tongue:

D A Rajhans-MHAU042
D B Borde-MHAU025
D J Dhumal-MHAU035
D S Wadhekar-MHAU030
E P Arsul-MHAU036
H U Kale-MHAU007

Tagging Establishments to Process Administrators

District Administrator may have to allocate Establishments to Process Admins.

Process Admin can further view only those establishment which are tagged to the Process Admins.

The screenshot displays the NSTEP (National Service and Tracking of Electronic Processes) web application. The header includes the NSTEP logo, the text 'National Service and Tracking of Electronic Processes', and the user's role 'MAHA AUR Dist'. A search bar and utility icons are also present. The left sidebar shows navigation options: 'Process Masters' (expanded), 'Balliff Master', 'Other Process Messenger', 'Process Establishment', 'Tag Balliff to Process Admin', and 'User Management'. The main content area is titled 'Process Establishment' and features a dropdown menu for '*Process Admin User:' with 'maha aurangabad test' selected. Below this is a list of establishments with checkboxes for selection. The 'District and Sessions Court, Aurangabad' is currently selected. A 'Submit' button is located at the bottom of the form.

NSTEP National Service and Tracking of Electronic Processes MAHA AUR Dist

Search here

Process Masters / Process Establishment

Process Masters

- Balliff Master
- Other Process Messenger
- Process Establishment
- Tag Balliff to Process Admin

User Management

Process Establishment

*Process Admin User: maha aurangabad test

Establishments

- Civil and Criminal Court, Kannad
- Civil and Criminal Court, Gangapur
- Chief Judicial Magistrate , Aurangabad
- District and Sessions Court, Aurangabad
- Civil and Criminal Court, Palthan
- Civil and Criminal Court, Sillod
- Civil and Criminal Court , Soygaon
- Railway Court, Aurangabad
- Civil and Criminal Court, Vajapur
- Civil and Criminal Court . Phulambri
- Civil and Criminal Court, Khuitabad
- Corporation Court, Aurangabad
- District and Additional Sessions Court, Vajapur

Submit

Tagging Bailiffs to Process Administrators

Bailiffs should be tagged to the respective Process Administrators. Process Administrator can further allocate the Processes only to those Bailiffs which are tagged.

The screenshot shows the NSTEP web application interface. The header includes the NSTEP logo, the text "National Service and Tracking of Electronic Processes", and the district "MAHA AUR Dist". A search bar is present in the top right corner. The sidebar on the left contains a dropdown menu with the following options: "Bailiff Master", "Other Process Messenger", "Process Establishment", "Tag Bailiff to Process Admin", and "User Management". The main content area is titled "Tag Bailiff To Process Admin" and features a dropdown menu for "Process Admin User" with the value "maha aurangabad test". Below this is a table with the following columns: "Bailiff Name", "Joining Date", "Relieving Date", and "Process Area". The table contains four rows of data, each with a checked checkbox, a bailiff name, a joining date, a relieving date field, and a "Select" dropdown for the process area.

Bailiff Name	Joining Date	Relieving Date	Process Area
<input checked="" type="checkbox"/> A A Atre	09-11-2018		Select
<input checked="" type="checkbox"/> A B Kulkarni	02-11-2018		Select
<input checked="" type="checkbox"/> A K Dhoke	06-10-2018		Select
<input checked="" type="checkbox"/> A R Bodkhe	07-10-2018		Select

**Process Administrator
(Login with the username and
password provided by District
Administrator)**

Consume Data

- The processes generated in the CIS software are transferred to NJDG.
- Process Administrator may have to consume the Processes from NJDG to NSTEP.
- Establishments tagged to the Process Admins are shown.
- Process Admin may have to periodically consume the data by selecting establishment. (may be 2-3 times a day)

The screenshot displays the NSTEP web application interface. The header includes the NSTEP logo, the text "National Service and Tracking of Electronic Processes", a user profile icon labeled "maha aurangabad test", and a search bar. The left sidebar shows navigation options: "Process Management", "Consume Data", "Process Allocation", "Process Delivery", and "Process Status". The main content area is titled "Consume Data" and features a table with the following content:

Select	Court Establishment
<input checked="" type="checkbox"/>	District and Sessions Court, Aurangabad
<input type="checkbox"/>	
<input type="checkbox"/>	

Below the table is a blue "Pull" button.

Process Allocation

After the processes are consumed, the processes are available for allocation. Process admin can allocate the processes

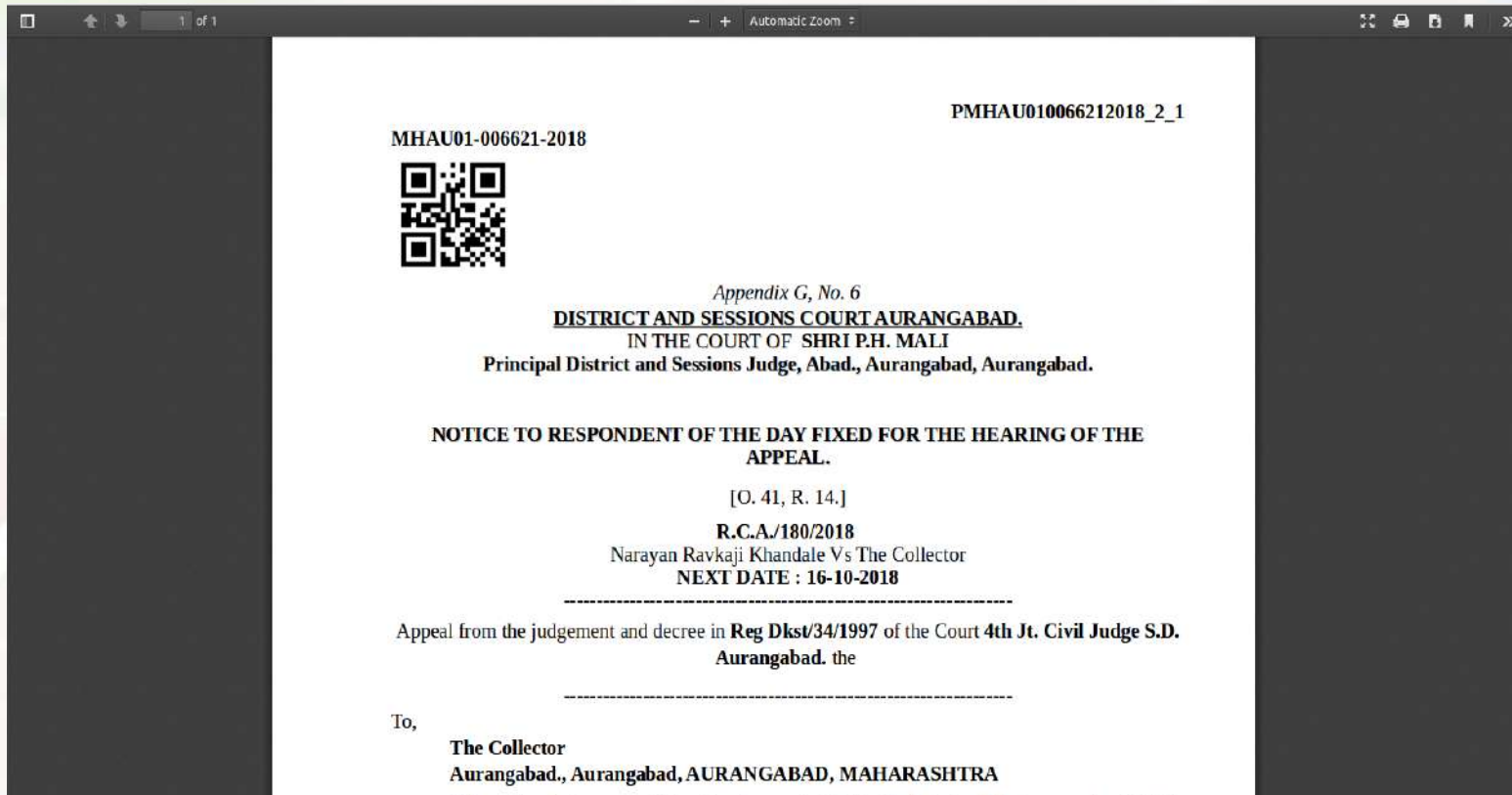
- To Bailiff
- Other process Messenger (Like Indian Post, Courier etc)
- To other establishments within State
- To Establishment outside State.

The screenshot displays the NSTEP (National Service and Tracking of Electronic Processes) interface. The page title is "Process Allocation" and the user is logged in as "maha aurangabad test". The interface includes a sidebar with navigation options: "Consume Data", "Process Allocation", "Process Delivery", and "Process Status". The main content area shows the "Process Allocation" form with options for "Civil Process" and "Criminal Process", and "Allocate to:" options: "Bailiff", "Other Process Messenger", "Within State", and "Outside State". The "Bailiff" option is selected, and the "Bailiff Name" is "Megha Sathawane (MHAU111)". There are 2 allocated processes. Below the form is a table with 7 rows of process data.

Sr No	Process Title	Addressee Name	Addressee Address	Email	Mobile	View Process	Edit	Tag
1	Notice to respondent of the day fixed for the hearing of the appeal. [O. 41, R. 14]	The Collector	Aurangabad.			View	✓	☑
2	Notice to respondent of the day fixed for the hearing of the appeal. [O. 41, R. 14]	B.G. Bangar, City Survey Officer	City Survey Office,			View	✓	☑
3	Notice to respondent of the day fixed for the hearing of the appeal. [O. 41, R. 14]	B.G. Bangar, City Survey Officer	City Survey Office,			View	✓	☐
4	Notice to respondent of the day fixed for the hearing of the appeal. [O. 41, R. 14]	Arefabano Marzoor Ali	House No 4-29-532, Shambhu Nagar, Gadiya Vihar Road, Aurangabad.			View	✓	☐
5	Notice to respondent of the day fixed for the hearing of the appeal. [O. 41, R. 14]	Tarabeg Cheaure, S.L.R.	S.L.R. Office, Aurangabad.			View	✓	☐
6	Notice to respondent of the day fixed for the hearing of the appeal. [O. 41, R. 14]	B.G. Bangar, City Survey Officer	City Survey Office,			View	✓	☐
7	Notice to respondent of the day fixed for the hearing of the appeal. [O. 41, R. 14]	Gausiya Begum Shabbir Ali	House No 4-29-532, Shambhu Nagar, Gadiya Vihar Road, Aurangabad.			View	✓	☐

View Process PDF

While allocating Process Admin can view the process.

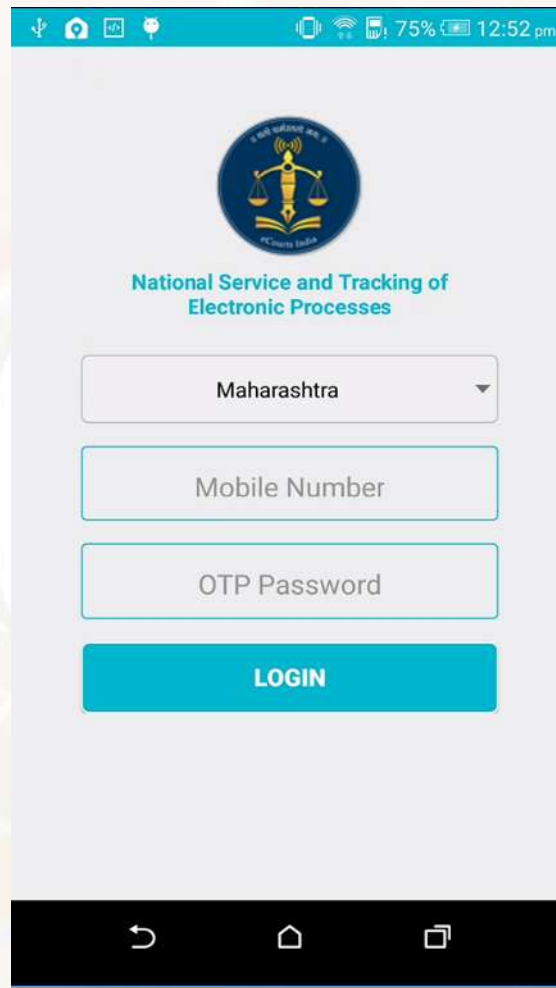


The background of the slide is a light-colored map showing a street grid and some green areas. A large, semi-transparent watermark of the NSTEP logo is centered on the map. The logo consists of a white circle containing the word "NSTEP" in orange and blue letters.


NSTEP Mobile Application

Android based Application for Process Servers (Bailiffs)

NSTEP Mobile Application



75% 12:52 pm



National Service and Tracking of
Electronic Processes

Maharashtra

Mobile Number

OTP Password

LOGIN

**Login to NSTEP
Application using Mobile
Number**

NSTEP App Flow




View Allocated Processes

Bailiff can view allocated Processes after login in to NSTEP App.

View PDF

Bailiff can view process in PDF form.



Capture Photo

Bailiff can take photograph of site where process is delivered .

Take on Screen Signature

Bailiff can obtain signature of receiver using the app.



Save Location

Bailiff has to save the Location (Lat.-Long.) of the site.

Upload Status

Bailiff can upload service related data, photograph, signature, Lat-Long, and status of the delivery.



NSTEP Mobile App

Upload

List of Processes Served

1 Notice to minor defendant. [O. 32, R. 3]
Name : Rushikesh Kailas Pakhare U/G Def No. 2
Address : Warud Kazi, Tq. Dist. Aurangabad.
Mobile :

2 Notice to respondent of the day fixed for the hearing of the appeal. [O. 41, R. 14]
Name : Firozkhan Ahmedkhan
Address : Quadriya Colony, Near Mohammadiya Masjid, Lane No.5, Misarwadi,
Mobile :

Upload

Upload

Delete

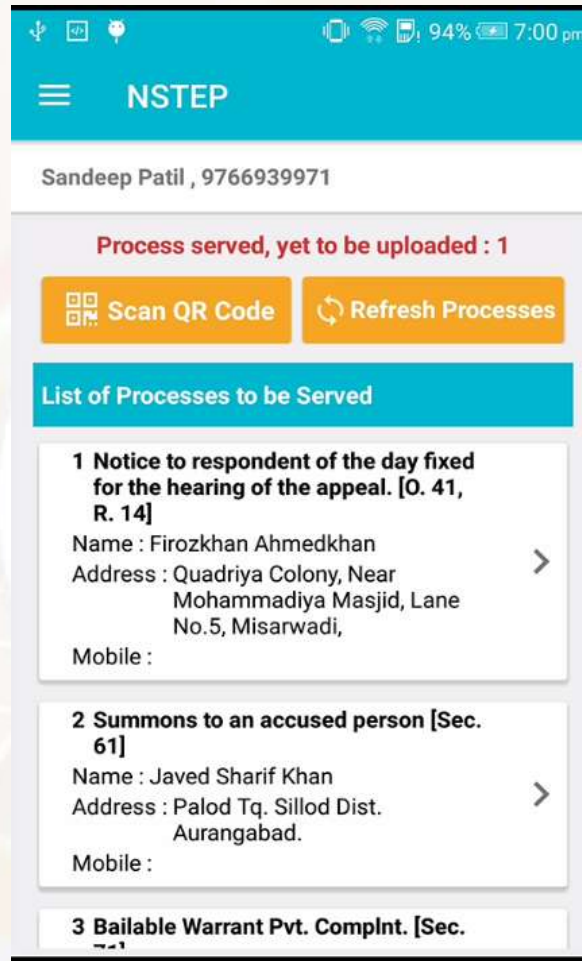
List of Processes to be Deleted

1 Notice to surety on breach of a bond [Sec. 446]
Name : Gorakh Shankar Gaikwad
Address : Ganori, Tq. - Fulambri, Dist. - Aurangabad
Mobile :

Delete

Delete

NSTEP Mobile App



List of Processes

NSTEP Mobile App

Upload

List of Processes Served

1 Notice to minor defendant. [O. 32, R. 3]
Name : Rushikesh Kailas Pakhare U/G Def No. 2
Address : Warud Kazi, Tq. Dist. Aurangabad.
Mobile :

2 Notice to respondent of the day fixed for the hearing of the appeal. [O. 41, R. 14]
Name : Firozkhan Ahmedkhan
Address : Quadriya Colony, Near Mohammadiya Masjid, Lane No.5, Misarwadi,
Mobile :

Upload

Upload

Delete

List of Processes to be Deleted

1 Notice to surety on breach of a bond [Sec. 446]
Name : Gorakh Shankar Gaikwad
Address : Ganori, Tq. - Fulambri, Dist. - Aurangabad
Mobile :


Delete

Delete

NSTEP Mobile App

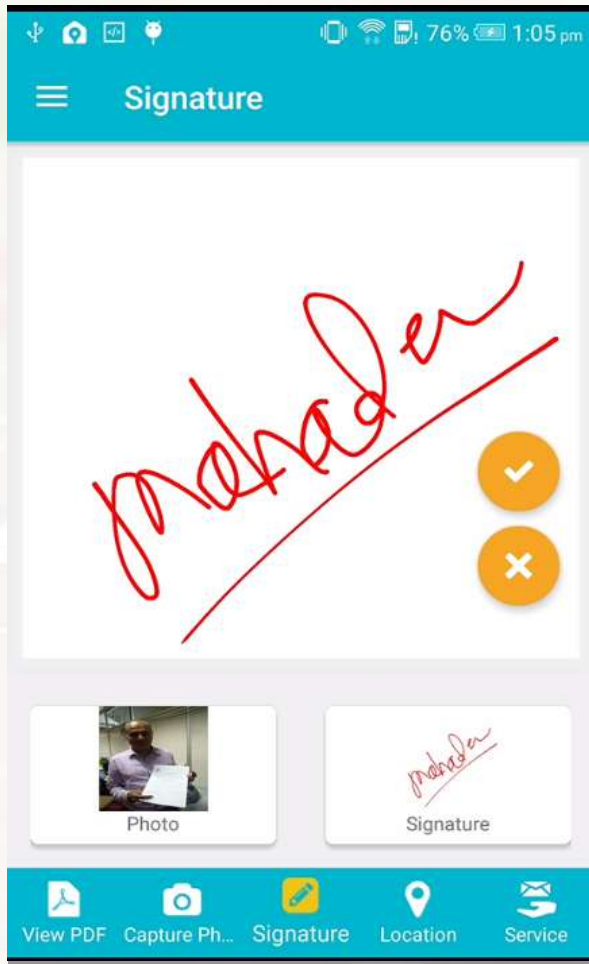


View PDF

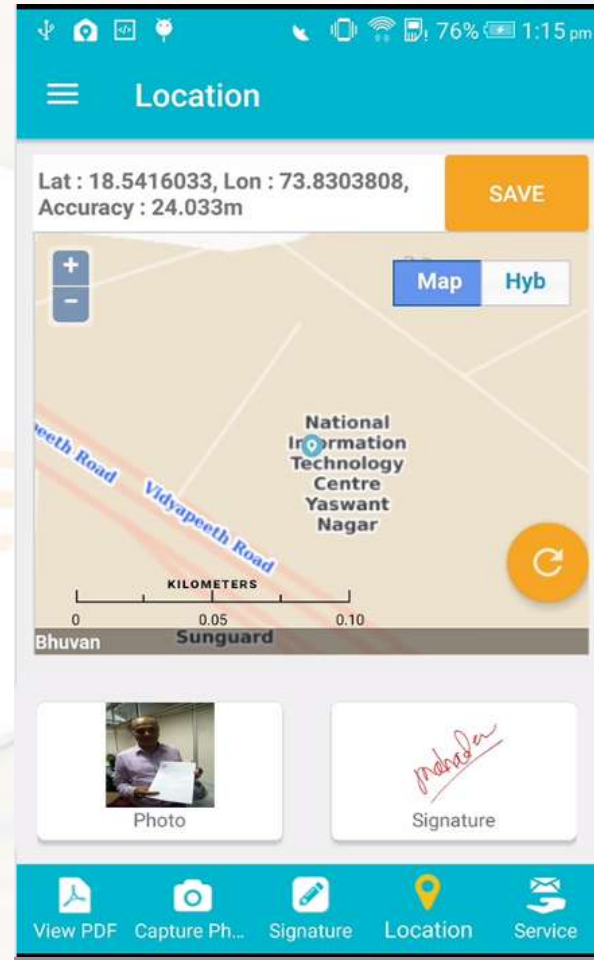


Captured Photo

NSTEP Mobile App



Signature



Location

NSTEP Mobile App

The screenshot displays the 'Service' screen of the NSTEP Mobile App. At the top, there is a teal header with a menu icon and the title 'Service'. Below the header, there are two radio button options: 'Served' (selected) and 'Not Served'. Underneath, there is a 'Remarks' section with a dropdown menu currently showing 'Served on party'. A checkbox is checked, with the text 'Check to Save the Data of Process. Once Saved it cannot be modified further.' Below this is an orange 'Confirm and Upload' button. At the bottom of the form area, there are two white boxes: 'Photo' containing a small image of a man, and 'Signature' containing a handwritten signature. The bottom of the screen features a teal navigation bar with icons and labels for 'View PDF', 'Capture Ph...', 'Signature', 'Location', and 'Service'.

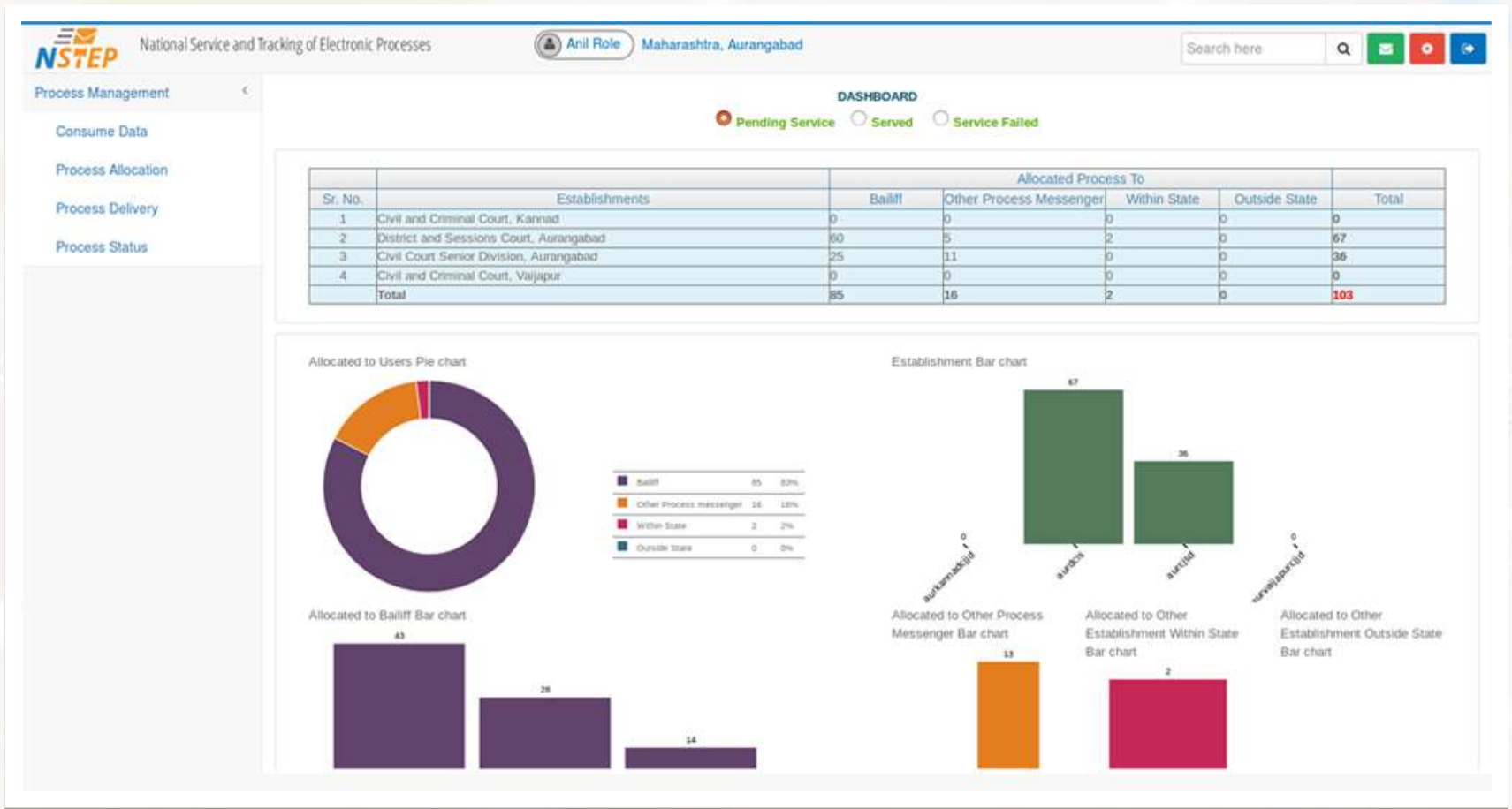
Service - Served / Not Served



**NSTEP Web Application
Process Administrator
Tracking the Process**

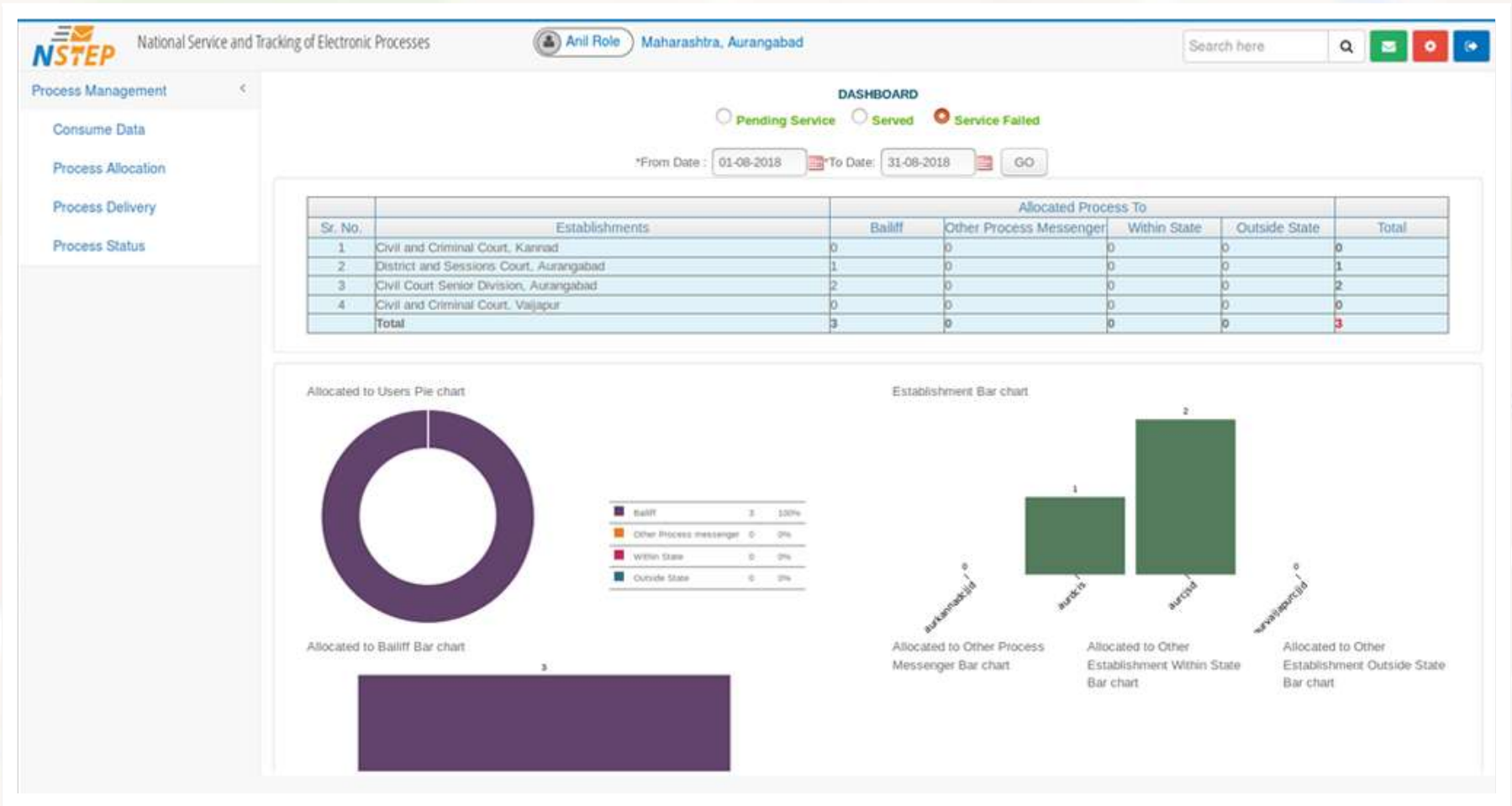
NSTEP - Dashboard

Dashboard : Pending Service



NSTEP - Dashboard

Dashboard : Service failed



Process Delivery

Bailiff can update the process (Delivered/Not Delivered) status remotely through Mobile App.

For other process messengers or in some cases where such status cannot be updated, Process Admin can update the status.

The screenshot displays the NSTEP web application interface. The header includes the NSTEP logo, the text "National Service and Tracking of Electronic Processes", a user profile for "maha aurangabad test", and a search bar. The left sidebar shows navigation options: "Process Management", "Consume Data", "Process Allocation", "Process Delivery", and "Process Status". The main content area is titled "Process Delivery" and features several filters: "Civil Process" (selected) and "Criminal Process", "Allocated to: Bailiff" (selected) and "Other Process Messenger", "Other Establishment Within State", and "Other Establishment Outside State". A "Bailiff Name" field contains "Megha Sathawane (MHAU111)". Below the filters, there is a "Show 10 entries" dropdown, a "Search:" field, and buttons for "Hide Columns", "PDF", "Excel", and "CSV". A table with the following columns is displayed: "Sr No", "Process Title", "Addressee Name", "Addressee Address", "Email", "Mobile", "Delivered Process", and "Remark". The table contains one entry with a checked checkbox in the "Delivered Process" column. Below the table is a "Submit" button and a pagination bar showing "Showing 1 to 1 of 1 entries" and "Previous 1 Next".

Process Delivery

Civil Process Criminal Process

Allocated to: Bailiff Other Process Messenger Other Establishment Within State Other Establishment Outside State

*Bailiff Name: Megha Sathawane (MHAU111)

Show 10 entries

Search: []

Hide Columns PDF Excel CSV

Sr No	Process Title	Addressee Name	Addressee Address	Email	Mobile	Delivered Process	Remark
1	Notice to respondent of the day fixed for the hearing of the appeal. [O. 41, R. 14] View Process	Tarabeg Cheaure, S.L.R.	S.L.R. Office, Aurangabad.			<input checked="" type="radio"/> Served Served Reason: Select <input type="radio"/> Unserved	Remark

Submit



Showing 1 to 1 of 1 entries

Previous 1 Next

Process Status

Process Admin can view the status of Process instantly when the Process is remotely updated by the Bailiff. The Signature/Photo/GPS Location of the Delivery Address captured by the Bailiff can be viewed.

The screenshot shows the NSTEP (National Service and Tracking of Electronic Processes) web application. The header includes the NSTEP logo, the text "National Service and Tracking of Electronic Processes", a user profile for "maha aurangabad test", and a search bar. The left sidebar lists navigation options: "Process Management", "Consume Data", "Process Allocation", "Process Delivery", and "Process Status". The main content area is titled "Process Status" and displays a table of process entries. A dropdown menu for "Bailiff Name" is set to "Megha Sathawane (MHAU111)". The table has columns for "Sr No", "Process Title", "Addressee Name", "Mobile", "Signature", "Photo", "GPS", "Served/Not Served", "Reason", and "View Process". One entry is visible: "1", "Blank Template []", "Sudhir Dadarao Nimkar", with a signature image, a photo image, and a "View Map" link. The status is "Served" and the reason is "Served on Family Member". A "View" link is present in the "View Process" column. The interface also shows "Showing 1 to 1 of 1 entries" and pagination controls for "Previous", "1", and "Next".

Sr No	Process Title	Addressee Name	Mobile	Signature	Photo	GPS	Served/Not Served	Reason	View Process
1	Blank Template []	Sudhir Dadarao Nimkar				View Map	Served	Served on Family Member	View

Process Status - Map



9a60a776f6dc2da Search

Search here Q

Process Status

Name: Megha Sathawane (MHAU111)

Signature	Photo	GPS	Served/Not Served	Reason	View Process
		View Map	Served	Served on Family Member	View

Previous 1 Next

The image features a light-colored, stylized map background with various colored lines representing roads and paths. A large white circle is centered on the map. Overlaid on the bottom half of this circle is a dark blue horizontal bar with rounded ends. Inside this bar, the text "Thank You." is written in a bold, white, sans-serif font.

Thank You.