



ePay

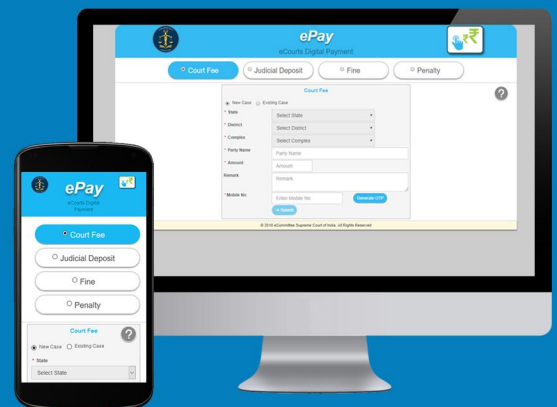
eCourts Digital Payment

eCourt Digital Payment User Manual

pay.ecourts.gov.in

ePay - eCourts Digital Payment

pay.ecourts.gov.in



न्याय विभाग
DEPARTMENT OF
JUSTICE



Table of Contents

1.	Introduction	2
2.	Court Fee.....	3
2.1	New Case.....	4
2.2	Existing Case.....	8
2.2.1	Procedure using CNR Number	8
2.2.2	Procedure using Case Number.....	9
2.2.3	Procedure using Filing Number.....	10
2.3	View Previous Transactions.	11
3.	Verification and defacement of GRN in CIS	13
3.1	Verification of GRN in CIS.....	13
3.2	Deface GRN in CIS	13
3.3	Defaced eChallan	14

Table of Figures

Figure 1 :	Court Fee - New Case	4
Figure 2 :	Court Fee - GRAS page	5
Figure 3 :	GRN	5
Figure 4 :	Bank Page.....	6
Figure 5 :	Successful transaction - Print Acknowledgement.....	6
Figure 6 :	eChallan.....	7
Figure 7 :	Court Fee - Existing Case	8
Figure 8 :	Court Fee - Existing Case	9
Figure 9 :	Court Fee - Existing Case	10
Figure 10 :	Court Fee – View Previous Transactions.....	11

1. Introduction

Website URL: <https://pay.ecourts.gov.in> is developed for the purpose of depositing various types of Amounts in the Court through online mode.

On the web site following four options are available.

- Court Fee
- Judicial Deposit
- Fine
- Penalty

Of the above four options, ePay Portal is integrated with Online Receipts Portal of the respective State (e.g., GRAS, eGRAS) for online Payment of Court Fee. To avail this facility the payer is required to have a net-banking account with any of the banks listed by the respective state government portals. Facility of Payment across the Bank Counter is also made available (with limited Banks) for those who do not have net banking account.

- This is a 24X7 facility and citizen can make the payment any time of the day.
- On-Line filling of single challan form facilitates minimum fields of the challan to be filled.

Challan generated from ePay portal is submitted by the litigant/advocate in the court along with the case filed. The challan is verified and defaced in the court by using CIS S/W so that the same challan is not used again for any other purpose.

2. Court Fee

Two options are provided to pay court fee

1. Payment of Court Fee in **New Case**

Use this option if case is not registered.

2. Payment of Court Fee in **Existing Case**

Existing case can be searched by CNR number, Case Number and Filing number

3. View previously paid Court Fee Transactions

User can view his /her own transactions using **View Previous Transaction** option

2.1 New Case

Payment of Court Fee in New Case

Select State, District, and Establishment.

Enter Party Name Amount of Court fee, Remarks, Mobile Number.

The screenshot shows a web form for paying court fees. At the top, there are radio buttons for 'New Case' (selected) and 'Existing Case'. Below are dropdown menus for 'State' (Maharashtra), 'District' (Aurangabad), and 'Establishment' (District and Sessions Court, Aura). Text input fields include 'Party Name' (archana), 'Amount' (1), 'Remark', and 'Mobile No' (9022809996). A blue 'View Transaction' button is present. A red-bordered box highlights the 'Terms and Conditions' section, which states: 'The web site pay.ecourts.gov.in is designed and developed by National Informatics Centre under eCourts project'. Below this is a checked checkbox 'I agree to above Terms and Conditions'. A 'Generate OTP' button is visible. At the bottom, there is an 'Enter OTP' field with the value 7167, a blue 'Verify' button, and a timer showing 1:23. The footer contains logos for Digital India, india.gov.in, and the Department of Justice, along with the text 'Last Reviewed and Updated on : 06 Jul 2018' and 'Download eCourts Services App :'. The footer also includes the text '4 | Page'.

Figure 1 : Court Fee - New Case

- Select the check box for “I Agree to above Terms and Conditions.”
- Click on Generate OTP and an OTP will be received on your mobile.
- Enter OTP within 2 Minutes of OTP generation and click on ‘Verify’ button.
- User can regenerate the OTP after 2 minutes.

- After verification, page of the Online Payment Portal for the respective state will be displayed.
- Select Bank for Internet Banking and click on 'Proceed for Payment'.

Payment For : **District And Sessions Court (PAY-ECOURTS)**

Payment Mode	<input checked="" type="radio"/> e-Payment <input type="radio"/> SBI epay Payment Gateway
Scheme	0030034801
Tin No.	
Dealer Name	archana
Department ID	NMHAU0120180000453
Challan Amount	₹ 1
Receipt Financial Year	2018-2019
Payment Period	One Time
Select Bank *	BANK OF MAHARASHTRA

Figure 2 : Court Fee - GRAS page

- GRN number will be generated.

Your GRN Number Is
MH004886998201819E
Note Down Your GRN Number For Future Reference

Figure 3 : GRN

Note the GRN Number Generated (for future reference).

- Click 'OK'.

User will be redirected to Bank Site.

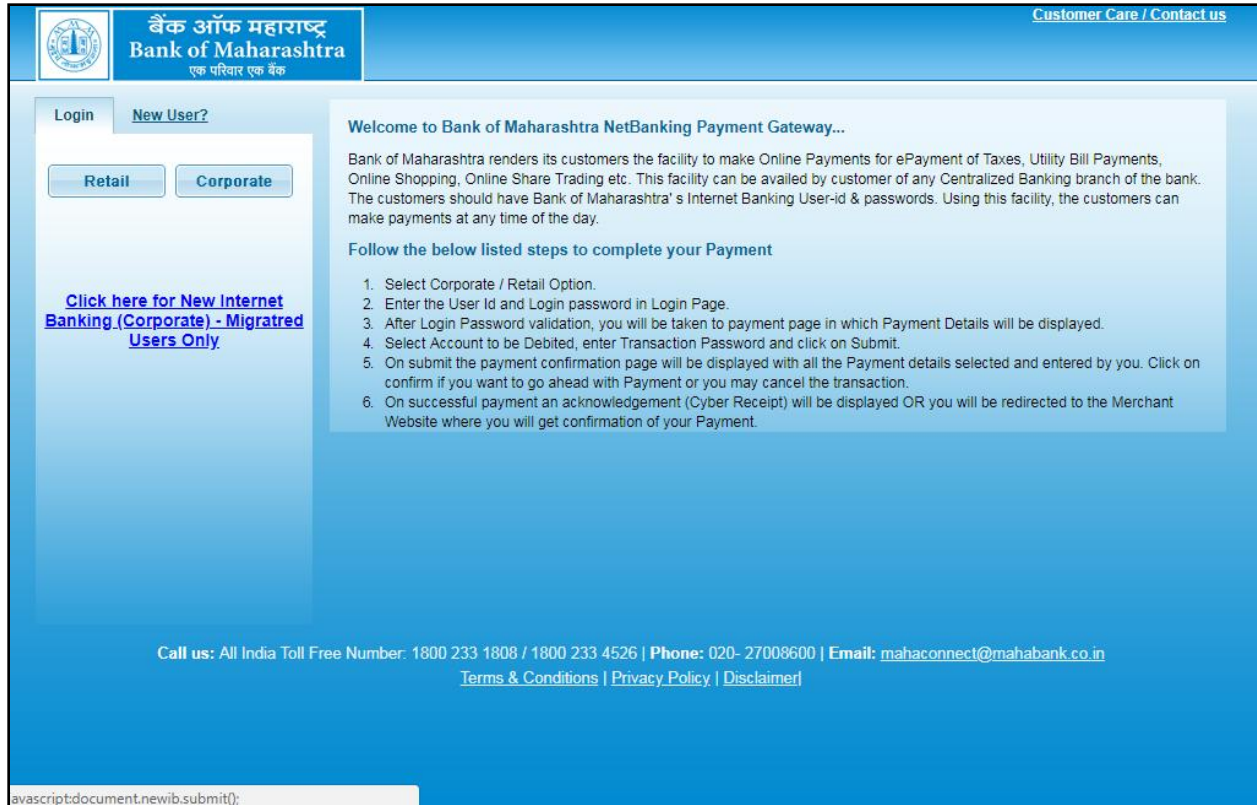


Figure 4 : Bank Page

After payment, Transaction successful message with **Print Acknowledgement** will be displayed. Click on **Print Acknowledgement** to view e-Challan.

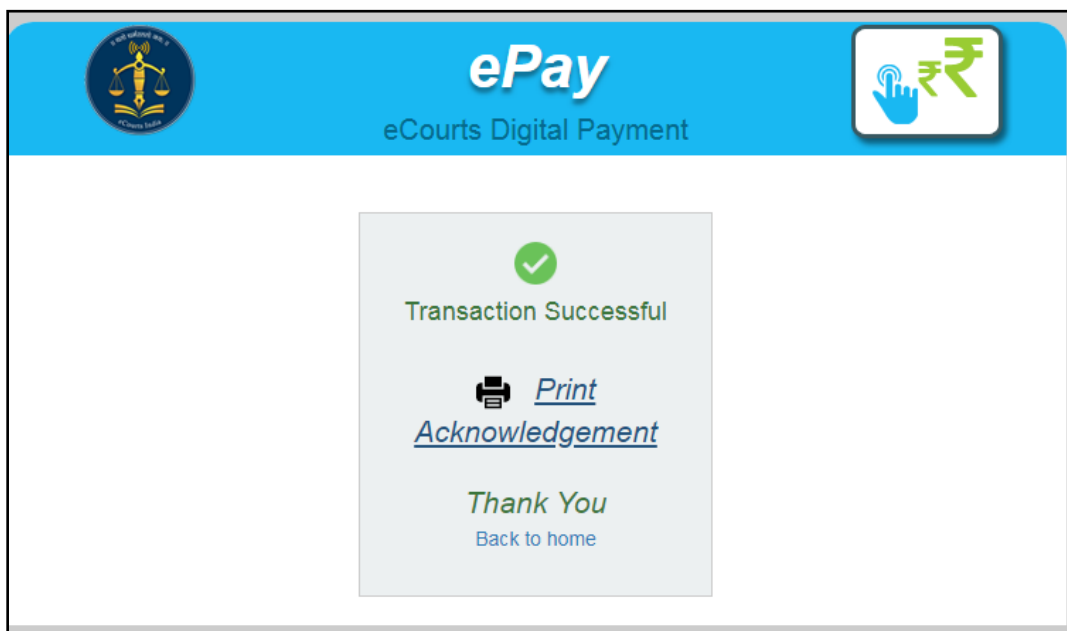


Figure 5 : Successful transaction - Print Acknowledgement

e-Challan

GRN		BARCODE		Date	Form ID
MH004955234201819E		[Barcode]		10/08/2018-13:28:40	
Department District And Sessions Court			Payer Details		
Judicial Stamps			TAX ID (Case No.)		
Type of Payment Court Fees Collected in Stamps IGR			PAN No.(If Applicable)		
Office Name DIST AND SESSIONS COURT AURANGABAD			Full Name archana		
Location AURANGABAD			Flat/Block No.		
Year 2018-2019 One Time			Premises/Building		
Account Head Details		Amount In Rs.	Road/Street		
0030034801 Court Fees Stamps		1.00	Area/Locality		
			Town/City/District		
			PIN 4 1 1 0 0 5		
			Remarks (Party Details)		
			Amount In One Rupees Only		
Total		1.00	Words		
Payment Details BANK OF MAHARASHTRA			FOR USE IN RECEIVING BANK		
Cheque-DD Details			Bank CIN	Ref. No.	02300042018081058296 003275798
Cheque/DD No.		Bank Date	RBI Date	10/08/2018-13:30:21	Not Verified with RBI
Name of Bank		Bank-Branch	BANK OF MAHARASHTRA		
Name of Branch		Scroll No. , Date	Not Verified with Scroll		
Department ID : NMHAU0120180000453			Mobile No. : 9422009586		

Figure 6 : eChallan

2.2 Existing Case

Court Fee can be paid in existing case by using CNR Number /Case Number/Filing Number.

2.2.1 Procedure using CNR Number

- Enter 16 digit CNR number to search existing case
- Select Party Name, Amount of Court fee, Remarks, Mobile Number Enter Mobile Number
- Select check box, to accept terms and conditions.
- Enter OTP within 2 Minutes of generation of OTP and click on 'Verify'.
- After verification, GRAS (Government Receipt Accounting System) page will be displayed.

Further process remains same as explained above for New Case Number

The screenshot displays the ePay web interface for 'eCourts Digital Payment'. The main navigation bar includes 'Court Fee', 'Judicial Deposit', 'Fine', and 'Penalty'. The 'Court Fee' section is active, showing options for 'New Case' and 'Existing Case'. Under 'Existing Case', there are radio buttons for 'CNR', 'Case No.', and 'Filing No.'. The 'CNR Number' field is populated with 'MHAH160006682018', and a 'Go' button is visible. Below this, the system displays the retrieved case details: 'Case No.: R.C.C/0000053/2018', 'Court No.: 1', and 'Designation: CIVIL JUDGE J.D. J.M.F.C.AKOLE'. The 'Party' field has a dropdown menu for 'State' and a text input for 'Enter New Party Name'. The 'Amount' field has a text input for 'Amount', and the 'Mobile No' field has a text input for 'Enter Mobile No'. A 'Terms and Conditions' section is highlighted with a red border, containing the text: 'The web site pay.ecourts.gov.in is designed and developed by National Informatics Centre under eCourts project'. Below this, there is a checkbox labeled 'I agree to above Terms and Conditions'. The footer of the page includes the 'India.gov.in' logo, the Department of Justice logo, and the text: 'This site is designed, hosted and maintained by National Informatics Centre (NIC) Ministry of Electronics & Information Technology, Government of India. © 2018 eCommittee Supreme Court of India. All Rights Reserved'. It also mentions 'Last Reviewed and Updated on: 06 Jul 2018' and provides links to download the eCourts Services App from Google Play and the App Store.

Figure 7 : Court Fee - Existing Case

2.2.2 Procedure using Case Number

- Select Option Case Number.
- Select Case Type, Case Number, Year. Enter 'Go'.

The screenshot displays the ePay website interface for making a court fee payment for an existing case. The page title is 'ePay eCourts Digital Payment'. Below the title, there are four main categories: 'Court Fee', 'Judicial Deposit', 'Fine', and 'Penalty'. The 'Court Fee' category is selected. The form is divided into two sections: 'New Case' and 'Existing Case'. The 'Existing Case' section is active, and the user has selected 'Case No.' as the identifier. The form fields are as follows:

- State: Maharashtra
- District: Aurangabad
- Establishment: District and Sessions Court, Aura
- Case Type: R.C.A. - Regular Civil Appeal
- Case Number: 15
- Year: 2018
- Party: Lalman Basanta Belewar
- Amount: 1
- Mobile No: [Redacted]

A 'Go' button is located next to the Case Number and Year fields. At the bottom of the form, there is a 'Terms and Conditions' section with a red border, containing the text: 'The web site pay.ecourts.gov.in is designed and developed by National Informatics Centre under eCourts project'.

Figure 8 : Court Fee - Existing Case

- Select Party Name, Amount of Court fee, Remarks, Mobile Number Enter Mobile Number
- Select check box, to accept terms and conditions.
- Enter OTP within 2 Minutes of generation of OTP and click on 'Verify'.
- After verification, GRAS (Government Receipt Accounting System) page will be displayed.

Further process remains same as explained above for New Case Number.

2.2.3 Procedure using Filing Number

Same procedure as Case Number

The screenshot shows the 'ePay' interface for 'eCourts Digital Payment'. At the top, there are navigation buttons for 'Court Fee', 'Judicial Deposit', 'Fine', and 'Penalty'. The 'Court Fee' button is selected. Below this, the 'Court Fee' form is displayed with the following fields and options:

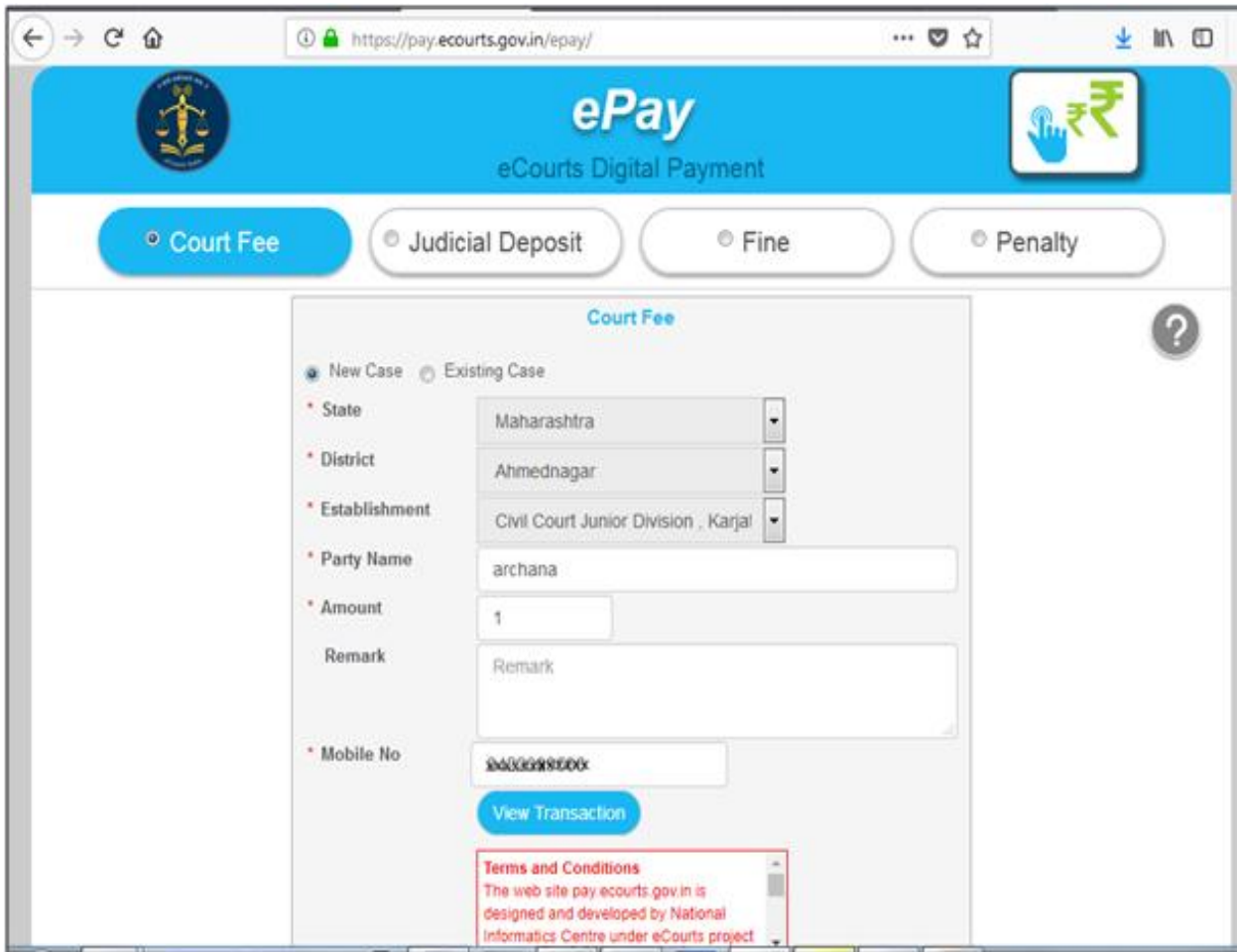
- Case Type:** Radio buttons for 'New Case' and 'Existing Case'. 'Existing Case' is selected.
- Case Identification:** Radio buttons for 'CNR', 'Case No.', and 'Filing No.'. 'Filing No.' is selected.
- State:** Dropdown menu showing 'Maharashtra'.
- District:** Dropdown menu showing 'Aurangabad'.
- Establishment:** Dropdown menu showing 'District and Sessions Court, Auru'.
- Case Type:** Dropdown menu showing 'PWDVA Appeal - Appeal under C'.
- Filing Number:** Input field with '1024' and 'Year' dropdown with '2018'.
- Party:** Dropdown menu showing 'Select Party' and an input field for 'Enter New Party Name'.
- Amount:** Input field with 'Amount'.
- Mobile No:** Input field with 'Enter Mobile No'.
- Terms and Conditions:** A red-bordered box containing the text: 'Terms and Conditions The web site pay.ecourts.gov.in is designed and developed by National Informatics Centre under eCourts project'. Below it is a checkbox for 'I agree to above Terms and Conditions'.

At the bottom of the form is a blue 'Go' button. The footer of the page includes logos for 'Digital India', 'india.gov.in', and 'DEPARTMENT OF JUSTICE', along with text stating the site is maintained by the National Informatics Centre (NIC) and provides links to download the eCourts Services App from Google Play and the App Store.

Figure 9 : Court Fee - Existing Case

2.3 View Previous Transactions.

User can view their previous transactions by entering Party Name and Mobile number



The screenshot shows the ePay website interface for viewing previous transactions. The browser address bar displays <https://pay.ecourts.gov.in/epay/>. The page header includes the ePay logo and the text "eCourts Digital Payment". Below the header, there are four tabs: "Court Fee" (selected), "Judicial Deposit", "Fine", and "Penalty". The "Court Fee" section contains a form with the following fields:

- New Case Existing Case
- * State: Maharashtra
- * District: Ahmednagar
- * Establishment: Civil Court Junior Division , Karjal
- * Party Name: archana
- * Amount: 1
- Remark: Remark
- * Mobile No: 9800098000

A blue "View Transaction" button is located below the form. Below the button, there is a red-bordered box containing the following text:

Terms and Conditions
The web site pay.ecourts.gov.in is designed and developed by National Informatics Centre under eCourts project

Figure 10 : Court Fee – View Previous Transactions

View Transaction button will be enabled, after clicking on it, list of previous transactions will be shown as follows:

Court Fee

Transaction List

Sr. No.	Party Name	Amount (₹)	Date	GRN No.	Bank CIN No.	Action
1	archana	1.00	08-08-2018	Get Challan Details	Get Bank Details	View Challan
2	archana	1.00	08-08-2018	Get Challan Details	Get Bank Details	View Challan
3	archana	1.00	08-08-2018	Get Challan Details	Get Bank Details	View Challan
4	archana	1.00	08-08-2018	Get Challan Details	Get Bank Details	View Challan
5	archana	1.00	08-08-2018	Get Challan Details	Get Bank Details	View Challan
6	archana	1.00	08-08-2018	Get Challan Details	Get Bank Details	View Challan
7	archana	1.00	08-08-2018	MH004883989201819E	02300042018080853425	View Challan
8	archana	1.00	07-08-2018	MH004868008201819E	02300042018080752200	View Challan
9	archana	1.00	07-08-2018	MH004838962201819E	02300042018080749829	View Challan
10	archana	1.00	06-08-2018	MH004834736201819E	02608672018080639600	View Challan
11	archana	1.00	06-08-2018	MH004834521201819E	02608672018080639598	View Challan
12	archana	1.00	06-08-2018	MH004831069201819E	02300042018080649221	View Challan
13	archana	1.00	06-08-2018	MH004830440201819E	02300042018080649179	View Challan
14	archana	1.00	06-08-2018	MH004825331201819E	Get Bank Details	View Challan

न्याय विभाग
DEPARTMENT OF
JUSTICE

This site is designed, hosted and maintained by National Informatics Centre (NIC) Ministry of Electronics & Information Technology, Government of India.

Last Reviewed and Updated on :
06 Jul 2018
 Download eCourts Services App :

All successful and failed transactions are shown in the list. If any transaction is not successful and GRN no. is not generated then 'Get Challan Details' hyperlink will be enabled, which on clicking will fetch Challan details from Online Payment site. Once Challan details are fetched 'Get Bank Details' link will be enabled to fetch details from respective Bank.

Once Challan details and Bank details are available then one can view the Challan by clicking on 'View Challan'

3. Verification and defacement of GRN in CIS

Challan generated from ePay portal is submitted by the litigant/advocate in the court along with the case filed. The challan is verified and defaced in the court by using CIS S/W so that the same challan is not used again for any other purpose.

3.1 Verification of GRN in CIS

The screenshot shows the 'I-Court Fee' verification screen in the eCourtIS system. The interface includes a sidebar menu on the left with options like 'Configure Establishment', 'User Menu', 'Master', 'Unification', 'Admin Menu', 'Filing Counter', 'Appeal Filing', 'Caveat Section', 'Proceeding Correction', 'Fees', 'I-Court Fees', 'View Defaced I-Court Fees', 'Verified I-Court Fees', 'Challan Details', 'Change GRAS', and 'Password'. The main content area displays the following information:


- Header: DISTRICT AND SESSIONS COURT PUNE MAHARASHTRA, SHRI. S. M. MODAK
- User: श्री. U. A. Thorat, Logout 10-08-2018
- Message: GRN No. MH004933306201819P Amount: 1, Verified Successfully
- Form Fields:
 - Case No. / Filing No. (Radio buttons)
 - *Case Type: R.C.A.-1
 - *Case No.: 1
 - *Year: 2018
 - *Party Name: Ujjwala Deshpande
 - *Court Fee: 1
 - *GRN No.: H004933306201819P
- GRN Verification No.: 0006335871201819
- Party Name: Testing
- Amount: 1.00
- Account Details:
 - Scheme Code: 0030034801
 - Scheme: Court Fees Collected in Stamps
 - Name IGR
 - Object Code: 01
 - Object Name: Court Fees Stamps
 - Amount: 1.00
- Buttons: Deface, Reset

3.2 Deface GRN in CIS


The screenshot shows the 'I-Court Fee' defacement screen in the eCourtIS system. The interface is similar to the verification screen but includes a 'Defacement No.' field. The main content area displays the following information:


- Header: DISTRICT AND SESSIONS COURT PUNE MAHARASHTRA, SHRI. S. M. MODAK
- User: श्री. U. A. Thorat, Logout 10-08-2018
- Message: Updated Successfully
- Form Fields:
 - Case No. / Filing No. (Radio buttons)
 - *Case Type: R.C.A.-1
 - *Case No.: 1
 - *Year: 2018
 - *Party Name: Ujjwala Deshpande
 - *Court Fee: 1
 - *GRN No.: H004933306201819P
- GRN Verification No.: 0006335871201819
- Party Name: Testing
- Amount: 1.00
- Account Details:
 - Scheme Code: 0030034801
 - Scheme: Court Fees Collected in Stamps
 - Name IGR
 - Object Code: 01
 - Object Name: Court Fees Stamps
 - Amount: 1.00
- Buttons: Deface, Reset
- Defacement No.: 0002572849201819

3.3 Defaced eChallan



CHALLAN
MTR Form Number-6



ORN	MH04627905201819E	BARCODE			Date	01/08/2018-12:47:30	Form ID
Department				Fayer Details			
District And Sessions Court				TAX ID (Case No.)			
Judicial Stamps				PAN No.(If Applicable)			
Type of Payment				Full Name			
Court Fees Collected in Stamps IGR				Sunil Keshav Chavan			
Office Name				Flat/Block No.			
ADD DIST AND SESSIONS COURT KHED				Premises/Building			
Location				Road/Street			
RATNAGIRI				Bhosle			
Year				Area/Locality			
2018-2019 One Time				Khed			
Account Head Details		Amount In Rs.		Town/City/District		PIN	
0030034801 Court Fees Stamps		5245.00		Khed		4 1 5 7 0 9	
Remarks (Party Details)							
Sunil Keshav Chavan Vs Madhusudan Tukaram Tapkire							
Total		5,245.00		Amount In		Words	
₹ 5245.00		5,245.00		Five Thousand Two Hundred Forty Five Rupees Only			
Payment Details				FOR USE IN RECEIVING BANK			
BANK OF MAHARASHTRA				Bank CIN			
Cheque/DD Details				Ref. No.		182133895634	
				02300042018080135243			
Cheque/DD No.				Bank Date		RBI Date	
				01/08/2018-12:48:22		02/08/2018	
Name of Bank				Bank-Branch			
				BANK OF MAHARASHTRA			
Name of Branch				Scroll No. , Date			
				80802 , 02/08/2018			
Department ID :				Mobile No. :			
				5095941275			
Challan Defaced Details							
Signature valid							
Sr. No.	Remarks	Defacement No.	Defacement Date	Userid	Defacement Amount		
1	DIGITALLY SIGNED BY VIRTUAL TREASURY MUMBAI 01/08/2018 12:29:47	0002423014201819	02/08/2018-11:40:12	D6C127	5245.00		
Total Defacement Amount					5,246.00		
Reason: Digitally Signed Document Location: India							

Page 1/1 Print Date 10-08-2018 12:29:47