

***e-tools***  
***for Lawyers***

# **INDEX**

<b><i>Sr. No.</i></b>	<b><i>Particular</i></b>	<b><i>Page No.</i></b>
<b>1</b>	<b>Accessing Laws, Regulations and Case Laws.</b>	<b>1</b>
1.1	e-Library on the website of Bombay High Court.	2
1.2	Bombay High Court's Library Blog.	2
1.3	Online Judgment information system- <i>judis.nic.in</i> .	3
1.4	Judgments of Supreme Court- <i>supremecourtofindia.nic.in</i> .	3
1.5	Judgments of Bombay High Court- <i>bombayhighcourt.nic.in</i> .	4
1.6	Judgments of District/Taluka Courts - <i>services.ecourts.gov.in</i> & <i>court.mah.nic.in</i>	4 to 5
1.6	Database of Central Legislation- <i>indiacode.nic.in</i> .	6
<b>2</b>	<b>Accessing forms to be submitted to the Court.</b>	<b>7</b>
<b>3</b>	<b>Tracking of Case status</b>	<b>8</b>
3.1	Websites: services.ecourts.gov.in and court.mah.nic.in	9
3.2	Mobile Application : eCourts Services.	10
3.3	Pull SMS facility	11
3.4	Scanning of QR Code of Case with QR Code Scanner in the e-Courts Services Mobile Application.	11
3.5	Advocate Diary on e-Courts website	12

## **ACCESSING LAWS, REGULATIONS AND CASE LAWS :**

•Advocates can freely access Law, Regulations & Case Laws from the following websites:-

- e-Library on the website of the Bombay High Court.
- The Bombay High Court's Library Blog.
- Online Judgment information system on [judis.nic.in](http://judis.nic.in).
- Judgments of Supreme Court can be downloaded from the website at [supremecourtofindia.nic.in](http://supremecourtofindia.nic.in).
- Judgments of the Bombay High Court can be downloaded from the website at [bombayhighcourt.nic.in](http://bombayhighcourt.nic.in).
- Judgments of the District/Taluka Courts can be downloaded from the websites at [services.ecourts.gov.in](http://services.ecourts.gov.in) & [court.mah.nic.in](http://court.mah.nic.in)
- Database of Central Legislation on [indiacode.nic.in](http://indiacode.nic.in).

**eLibrary on the website of Bombay High Court** at <http://bombayhighcourt.nic.in/libweb/judlibindex.html>

The screenshot shows the Bombay High Court eLibrary website. The browser address bar displays [bombayhighcourt.nic.in/libweb/judlibindex.html](http://bombayhighcourt.nic.in/libweb/judlibindex.html). The page features a navigation menu with categories: LIBRARY SERVICES, FREE DATABASES, JUDGEMENTS, RECENT INFO, E-BOOKS, CONSTITUTION, INTERNATIONAL LAW, and NDII. A 'What's New' section on the right lists recent legislative updates. Below the navigation menu, there are several promotional banners for historical milestones: 'A Heritage of Judging The Bombay High Court Through 150 Years', 'CENTENARY HIGH COURT AT BOMBAY 1862 - 1962', 'POST CENTENARY SILVER JUBILEE 1862 - 1967', and a 'CERTIFICATE OF CONTENT CONTRIBUTION' from the National Digital Library of India. On the far right, there is a photograph of the library's interior and a list of links including 'Maharashtra Judicial Academy', 'List of SC Judges & List of HC Judges', 'Library Digitization Project', and 'KOHA Catalogue'.

**The Bombay High Court's Library Blog** at <http://bhjudgeslibrary.blogspot.com/>

The screenshot shows the Bombay High Court's Library Blog page. The browser address bar displays [bhjudgeslibrary.blogspot.com](http://bhjudgeslibrary.blogspot.com/). The page is dated Thursday, 30 August 2018. The main content area is titled 'Recent Judgments' and lists several Supreme Court and Bombay High Court cases with their respective dates. Below the judgments, there is a 'Recent Notification' section. The right sidebar contains a 'Judges' Library at Mumbai' image, a 'My Blog List' section with a link to 'the PRS Blog', and a 'Blog Archive' section with a dropdown menu. The page is framed by a decorative border of bookshelves filled with books.

## Online Judgment information system on judis.nic.in.

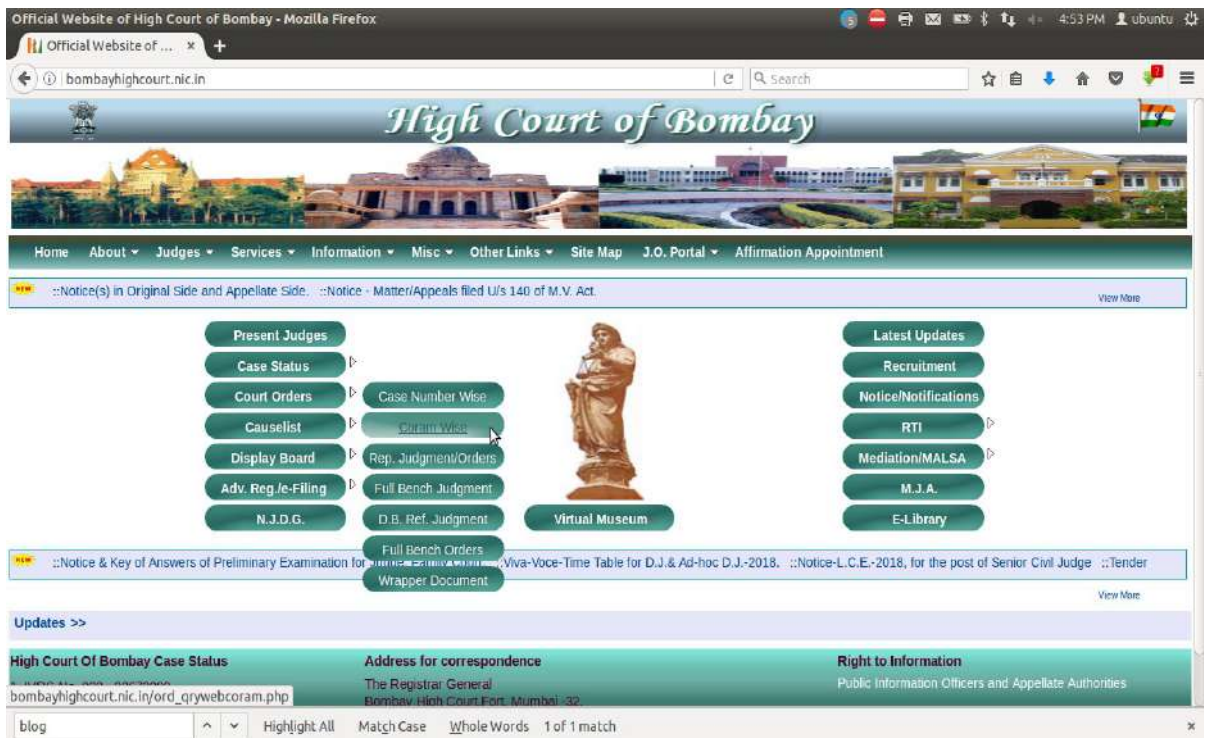
The screenshot shows the homepage of the Judgments Information System. The browser address bar displays 'judis.nic.in'. The page features a navigation menu with categories: Home, Counselists, Case Status, Court Websites, India Code, and Indian Courts. A sidebar on the left lists various High Courts and Tribunals, including Allahabad, Allahabad Lucknow Bench, Hyderabad, Bombay, Bombay at Goa, Calcutta (Original Side), Calcutta (Appellate Side), Calcutta (Port Blair Bench), Chhattisgarh, Delhi, Gujarat, Manipur, Himachal Pradesh, Jammu & Kashmir, Jammu & Kashmir (Srinagar), Karnataka, Kerala, Madras, Orissa, Uttarakhand, and Punjab and Haryana. The main content area includes a 'Welcome to THE JUDGMENTS INFORMATION SYSTEM' message and a brief description of the system's scope.

Judgments of Supreme Court can be downloaded from the website at [supremecourtindia.nic.in](https://www.supremecourtindia.nic.in).

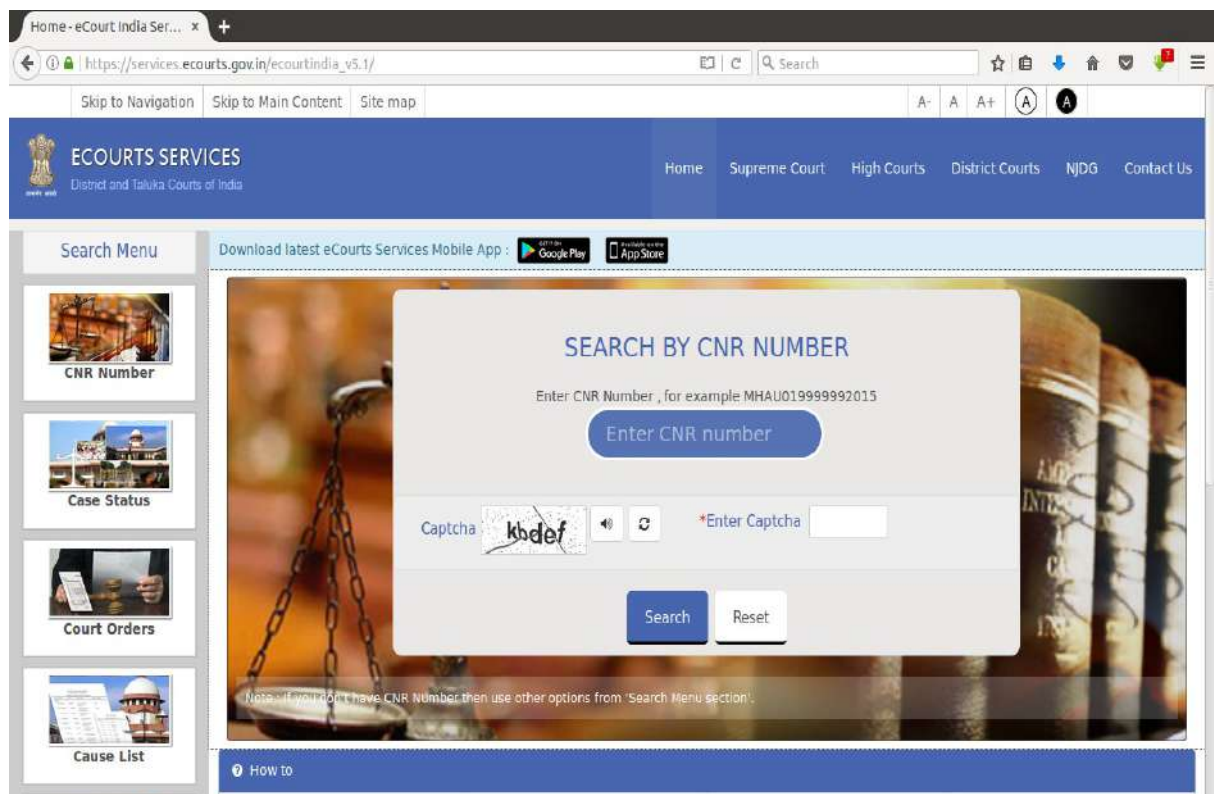
The screenshot displays the Supreme Court of India website. The browser address bar shows 'https://www.sci.gov.in/judgments'. The page features the Supreme Court of India logo and the motto '॥ यतो धर्मस्ततो जयः ॥'. A navigation menu includes: HOME, COLLEGIUM RESOLUTIONS, CASE STATUS, JUDGMENTS (highlighted), CAUSELIST, DAILY ORDERS, OFFICE REPORT, COPYING, CAVEAT, E-FILING, LAWYER'S CHAMBER ALLOTMENT, and SENIOR ADVOCATES DESIGNATION. A 'NAVIGATION' sidebar lists various services. The main content area contains a search form for judgments with the following fields:

Case No.	Diary No.	Judgment Date	Judge Name	Parties	Actwise	Const. Bench	Free Text
Case Type		Number	Year	Reportable			
Select		<input type="text"/>	2018	All	<input type="button" value="Submit"/>		

Judgments of Bombay High Court can be downloaded from the website at **bombayhighcourt.nic.in**.

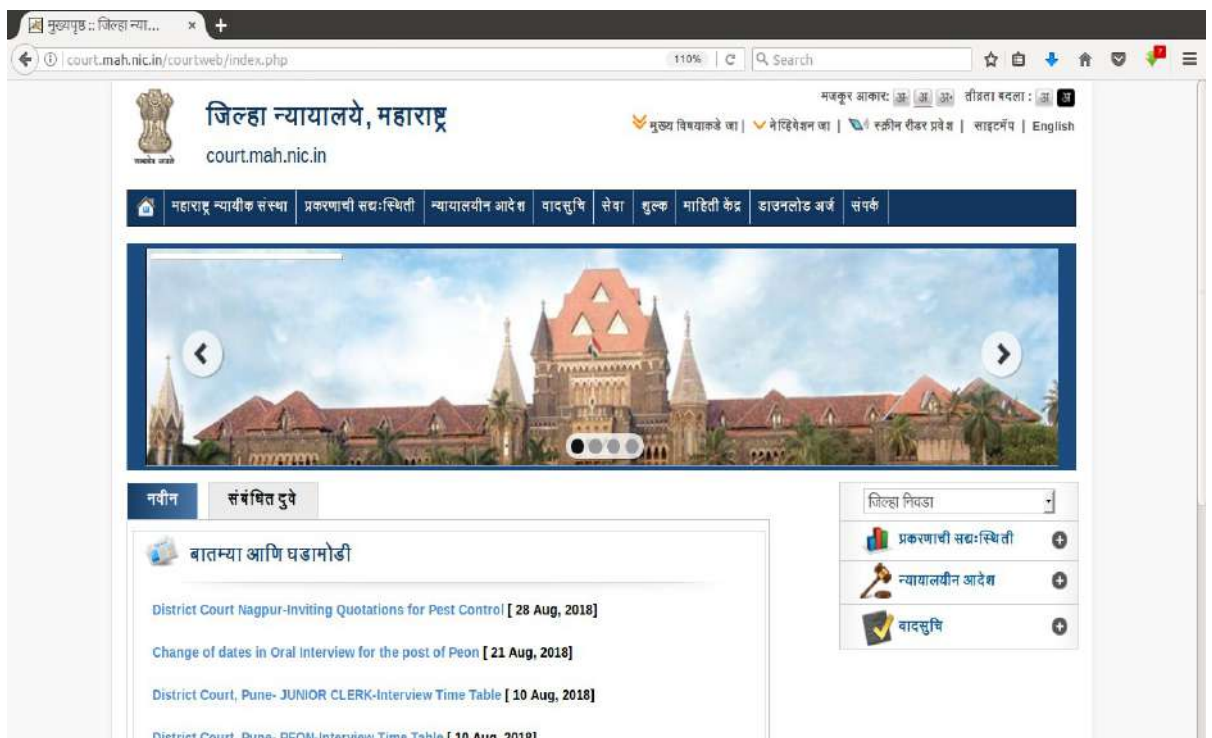
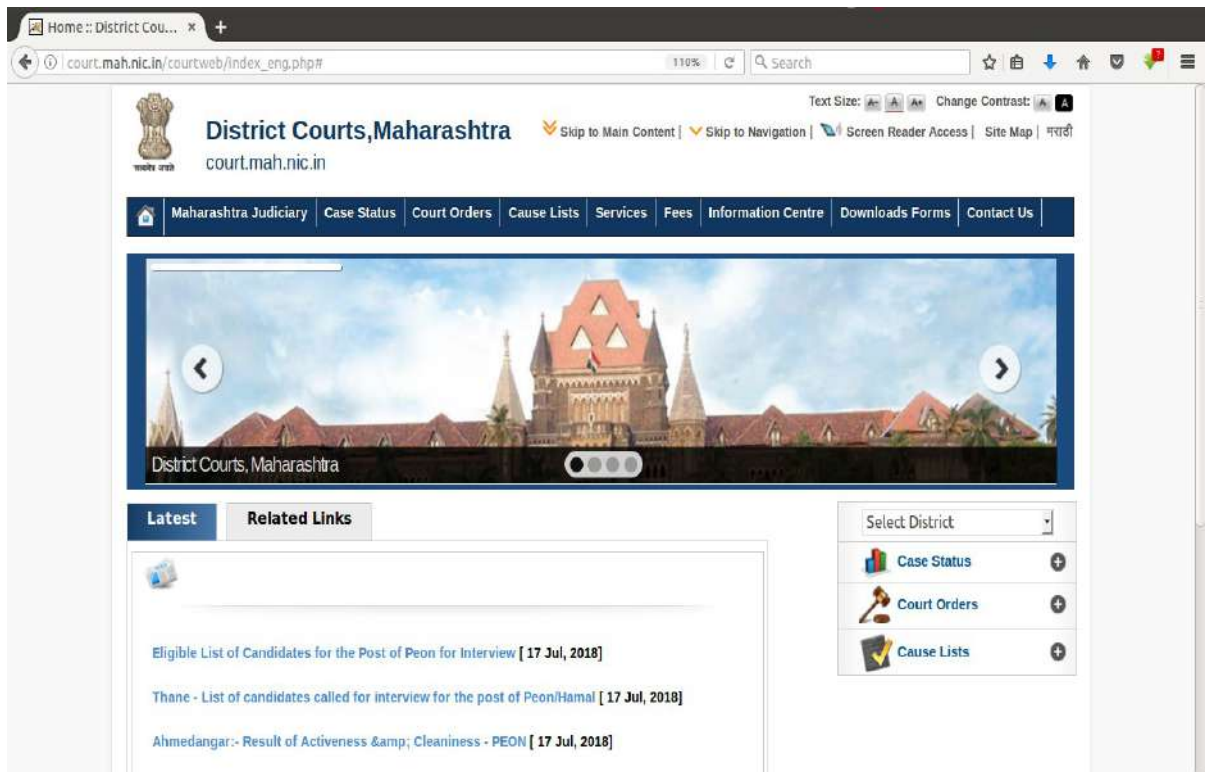


Judgments of District/Taluka Courts can be downloaded from the websites at **services.ecourts.gov.in** & **court.mah.nic.in**





The Website **court.mah.nic.in** is bilingual. Information is available in English and Marathi.



# Database of Central Legislation on [indiacode.nic.in](http://indiacode.nic.in).

The screenshot shows the India Code website interface. The header includes the India Code logo and the tagline 'Digital Repository of All Central and State Acts'. The navigation menu contains links for Home, About Us, Browse, State Acts, Important Acts, Repealed Acts, Upload, Central Acts (Hindi), and (Regional Languages). A search bar is present with a 'GO' button.

**SEARCH RESULTS**

SEARCH: Central Act Legislation | FOR commercial Courts Act | Go | START A NEW SEARCH

**Add filters:**  
Use filters to refine the search results.  
Long Title | Contains | Add

Results/Page: 10 | Sort items by: Relevance | In order: Descending | Update

Results 1-10 of 133 (Search time: 0.036 seconds). | previous | 1 | 2 | 3 | 4 | ... | 14 | next

Enactment Date	Act Number	Short Title	View
31-Dec-2015	04	The Commercial Courts, Commercial Division and Commercial Appellate Division of High Courts Act, 2015.	View...
26-Sep-1939	30	The Commercial Documents Evidence Act, 1939	View...
		ion of Corruption Act, 1988	View...

<https://indiacode.nic.in/simple-search>

**DISCOVER**

**MINISTRY**

- Ministry of Finance: 24
- Ministry of Home Affairs: 20
- Ministry of Housing and Urban Aff...: 14
- Ministry of Commerce and Industry: 11
- Ministry of Law and Justice: 8

next >

**DEPARTMENT**

- Department of Financial Services: 17
- Department of States: 14
- Department of Commerce: 6
- Department of Revenue: 6
- Department of Industrial Affairs: 2



# ACCESSING FORMS TO BE SUBMITTED TO THE COURT.

Forms to be submitted to the Courts can be freely downloaded from the websites at [court.mah.gov.in](http://court.mah.gov.in) and [districts.ecourts.gov.in/maharashtra](http://districts.ecourts.gov.in/maharashtra)

Home :: District Cou... x +  
court.mah.nic.in/courtweb/index\_eng.php#

Text Size: Change Contrast:

**District Courts, Maharashtra**  
court.mah.nic.in

Skip to Main Content | Skip to Navigation | Screen Reader Access | Site Map | मराठी

Maharashtra Judiciary | Case Status | Court Orders | Cause Lists | Services | Fees | Information Centre | Downloads Forms | Contact Us

District Courts, Maharashtra

**Downloads Forms - Other Form**

Select District:

- Case Status
- Court Orders
- Cause Lists

1. Filing form
2. Address Form
3. Bail Bond Form
4. List Of Documents Form Produced by plaintiff/Defendant
5. Motor Accident Claim Tribunal
6. MACP Medi Form
7. MACP Police Report
8. Memorandum Of Appearance
9. Notice to Produce Document
10. Process Fee Form
11. Surety Bond Form
12. Vakalatnama Form

Mumbai CityCivil Co... x +  
<https://districts.ecourts.gov.in/mumbai-citycivil-court>

India > Mumbai-citycivil-court

**Mumbai CityCivil Court**

**CITY CIVIL AND SESSIONS COURT, MUMBAI**

In 1728, under a Royal Charter, the Court of Oyer and Terminer and Jail (Gaol) delivery, came to be established in Bombay. The Court was composed of the Governor and some members of his Council, who as justices of the Peace, had jurisdiction to try all offences except high treason.

In 1798, the Recorder's Court with powers to exercise Civil and Criminal Jurisdiction, was created. In 1824, the Recorder's Court was replaced by the Supreme Court with jurisdiction conferred to the High and Chief of Justice. At that time, the Recorder's Court was replaced by the Supreme Court.

Latest Announcements

- CITIZEN CHARTER-2017
- CIS & Other Case Information of Dindoshi Court
- List of Ready Certified Copies for the period of Jan-2015 to Dec-2017
- Notice regarding Ready Certified

Services

- Case Status +
- Court order +
- Cause List +

Forms

Judges On Leave

Jurisdictions

About Us

- History
- Contact Us

Important Information

- RTI INFORMATION 2018
- Applicability of Government Resolution

Circular Notices

Notifications

Duty Magistrate

Pleaders and Bar Association

Police Station Wise Magistrate

## **TRACKING OF CASE STATUS:-**

•Advocates and other stakeholders can track their case and obtain information of the Cases on:

◦ [services.ecourts.gov.in](http://services.ecourts.gov.in)

◦ [court.mah.nic.in](http://court.mah.nic.in) (Bilingual website.)

▪ On e-Courts Website: Advocates and Stakeholders can track the Status of Case by CNR Number, Case No., FIR No., Party Name, Advocate Name, Filing Number of the Case, Act Name, Case Type Wise and Village Name.

▪ Cause List can also be viewed on these websites.

▪ Advocates and other stakeholders can obtain copies of Orders/Judgments of Court from these websites.

▪ Copies or Orders/Judgments can be downloaded by Case Number, Court Number of the Court which passes the Order/Judgment, Party Name and Order Date.

•Status of Case can be tracked with the Mobile Application : eCourts Services.

•Status of Case can be tracked through Pull SMS.

•Case Status can be tracked by scanning QR Code of Case with QR Code Scanner in eCourts Services Mobile Application.

•Status updates can be tracked from SMS and emails sent by Courts to registered Advocate.

•Advocate Diary on e-Courts Website

Advocates and other stakeholders can track their case and obtain information of the Cases from the websites at **services.eCourts.gov.in** and **court.mah.nic.in** (court.mah.nic.in is a bilingual website.)

The screenshot shows the 'Case Status' search page on services.eCourts.gov.in. The page has a blue header with the 'ECOURTS SERVICES' logo and navigation links for Home, Supreme Court, High Courts, District Courts, NJDG, and Contact Us. A search menu on the left includes links for CNR Number, Case Status, Court Orders, and Cause List. The main search area features dropdown menus for 'Maharashtra', 'Mumbai City Civil Court', and 'Mumbai City Sessions Court'. Below these are tabs for 'Party Name', 'Case Number', 'Filing Number', 'Advocate Name', 'FIR Number', 'Act', and 'Case Type'. The search criteria section includes 'Case Status : Search by Petitioners/Respondents Name', a 'Petitioner / Respondent' field, a 'Registration Year' field, and radio buttons for 'Pending', 'Disposed', and 'Both'. A captcha field with the text 'v8p9gu' and a 'Go' button are also present. A 'How to' section provides instructions: i. Click here to view help video. ii. Enter the Party Name, in part (minimum 3 characters) or full - e.g. for searching the Party Name "Ramesh Narayan Yadav" either Ramesh, Narayan, Yadav, Ram, Nar etc. can be given as the search criteria. iii. Party Name maybe the name of the Petitioner, Plaintiff, Complainant, Respondent, Defendant, Appellant, Accused or Extra Party.

The screenshot shows the 'Case Status' search page on court.mah.nic.in. The page has a white header with the 'District Courts, Maharashtra' logo and navigation links for Maharashtra Judiciary, Case Status, Court Orders, Cause Lists, Services, Fees, Information Centre, Downloads Forms, and Contact Us. A banner image of a court building is displayed. Below the banner are 'Latest' and 'Related Links' sections. A search dropdown menu is open, showing 'Mumbai-City Civil Court-मुंबई' and a list of search criteria: Case Status, Case Number, FIR Number, Party Name, Advocate Name, Filing Number, Act, Case Type, and Village Name. A red arrow points from the 'Case Status' link in the 'Related Links' section to the search dropdown menu.

## Status of Case can be tracked with the Mobile Application : **eCourts Services.**



- Android / iOS Mobile Application can be freely downloaded by the Judges, Advocates and other stakeholders from the Google Store / Apple Store.
- Advocates can get the details of the Cases anytime from anywhere.
- QR Code is available for each case. These QR Codes can be scanned with the mobile application to get information of Case.
- Stakeholders can generate Cause List from anywhere using this mobile application.
- 'My Cases' is the Best Management feature of this mobile application.
- Advocates can save all / important cases as 'My Cases'. They can obtain information of these Cases just by clicking these cases.
- 'My Cases' feature is a Portfolio Management Tool for Advocates.

**•Staus of Case can be tracked through Pull SMS:-**

- PULL SMS SERVICE: Advocates and stakeholders can get information of the Cases anytime through SMS.
- To Know current status of a case by Return SMS, Advocates can send the following SMS:
- SMS ECOURTS<space> <your CNR Number> To 9766899899.

**•Tracking of Case Status by scanning QR Code of Case with QR Code Scanner in e-Courts Services Mobile Application.**

- QR CODE SCANNER IN THE ECOURT SERVICES MOBILE APPLICATION : Unique QR Code is available for every case on the e-Courts website. These QR Codes can be downloaded, printed or pasted. By scanning QR Code with the help of the QR Code Scanner in e-Court Services Mobile Application, the current status of the cases can be obtained.

**•Status updates can be tracked from SMS and Email sent by Courts to every registered Advocate.**

- SMS AND EMAIL SERVICE : If Mobile Number and/or Email Address of Advocates and Litigants are entered in the Case Information System of the Court, Advocates and Litigants can get Status of Case, Next Date of Case through SMS and/or Email regularly.
- Facility to send a Cause List to such Advocates by email is available.



## •Advocate Diary on eCourts Website :

○ Advocates can generate a list of all the cases in which they are Advocate and/or generate list of cases of a particular Date in which they are Advocate from the e-Courts websites at **services.ecourts.gov.in** and **court.mah.nic.in**.

○ This feature offers a personal Portfolio Management Tool for Advocates.

○ Advocates can see at a glance all their Cases which are listed on a particular date.

The screenshot shows the 'ECOURTS SERVICES' website for District and Taluka Courts of India. The navigation bar includes Home, Supreme Court, High Courts, District Courts, NJDG, and Contact Us. The main content area is titled 'Case Status' and features a search menu on the left with options for CNR Number, Case Status, Court Orders, and Cause List. The search interface includes dropdown menus for Maharashtra, Mumbai City Civil Court, and Mumbai City Sessions Court. Search criteria include Party Name, Case Number, Filing Number, Advocate Name, FIR Number, Act, and Case Type. The search is performed by Advocate Name, with options for Pending, Disposed, or Both. A captcha 'nbbgv' is displayed, and a 'Go' button is present. A 'How to' section provides instructions: i. Click here to view help video. ii. The Cases can be searched by either clicking on the Advocate Name, Bar Registration Number or Advocate's Cause List (to view the date wise cause list of Advocate) option buttons. iii. On clicking the Advocate Name option button, enter the Name of the Advocate in the box, in part (minimum 3 characters) or full - e.g. for searching

The screenshot shows the 'Case Status: Search by Advocate Name' interface for District Courts, Maharashtra. The search criteria include Court Complex (Court Complex or Court Establishment), Search By (Advocate Name, Bar Code, or Date Case List), and Advocate. A captcha 'mchf4' is displayed, and a 'Go' button is present. The search results are displayed in a table with columns for Case Status, Case Number, FIR Number, Party Name, Advocate Name, Filing Number, Act, Case Type, and Village Name. The table also includes Court Orders and Cause Lists.