



ePay

eCourts Digital Payment

eCourt Digital Payment User Manual

pay.ecourts.gov.in

ePay - eCourts Digital Payment

pay.ecourts.gov.in



न्याय विभाग
DEPARTMENT OF
JUSTICE



Table of Contents

1. Introduction	2
2. Court Fee.....	3
2.1 New Case.....	4
2.2 Existing Case.....	8
2.2.1 Procedure using CNR Number	8
2.2.2 Procedure using Case Number.....	9
2.2.3 Procedure using Filing Number.....	10
2.3 View Previous Transactions.	11
3. Verification and defacement of GRN in CIS	13
3.1 Verification of GRN in CIS.....	13
3.2 Deface GRN in CIS	13
3.3 Defaced eChallan	14

Table of Figures

Figure 1 : Court Fee - New Case	4
Figure 2 : Court Fee - GRAS page	5
Figure 3 : GRN	5
Figure 4 : Bank Page.....	6
Figure 5 : Successful transaction - Print Acknowledgement.....	6
Figure 6 : eChallan.....	7
Figure 7 : Court Fee - Existing Case	8
Figure 8 : Court Fee - Existing Case	9
Figure 9 : Court Fee - Existing Case	10
Figure 10 : Court Fee – View Previous Transactions.....	11

1. Introduction

Website URL: <https://pay.ecourts.gov.in> is developed for the purpose of depositing various types of Amounts in the Court through online mode.

On the web site following four options are available.

- Court Fee
- Judicial Deposit
- Fine
- Penalty

Of the above four options, ePay Portal is integrated with Online Receipts Portal of the respective State (e.g., GRAS, eGRAS) for online Payment of Court Fee. To avail this facility the payer is required to have a net-banking account with any of the banks listed by the respective state government portals. Facility of Payment across the Bank Counter is also made available (with limited Banks) for those who do not have net banking account.

- This is a 24X7 facility and citizen can make the payment any time of the day.
- On-Line filling of single challan form facilitates minimum fields of the challan to be filled.

Challan generated from ePay portal is submitted by the litigant/advocate in the court along with the case filed. The challan is verified and defaced in the court by using CIS S/W so that the same challan is not used again for any other purpose.

2. Court Fee

Two options are provided to pay court fee

1. Payment of Court Fee in **New Case**

Use this option if case is not registered.

2. Payment of Court Fee in **Existing Case**

Existing case can be searched by CNR number, Case Number and Filing number

3. View previously paid Court Fee Transactions

User can view his /her own transactions using **View Previous Transaction** option

2.1 New Case

Payment of Court Fee in New Case

Select State, District, and Establishment.

Enter Party Name Amount of Court fee, Remarks, Mobile Number.

Figure 1 : Court Fee - New Case

- Select the check box for “I Agree to above Terms and Conditions.”
- Click on Generate OTP and an OTP will be received on your mobile.
- Enter OTP within 2 Minutes of OTP generation and click on ‘Verify’ button.
- User can regenerate the OTP after 2 minutes.

- After verification, page of the Online Payment Portal for the respective state will be displayed.
- Select Bank for Internet Banking and click on 'Proceed for Payment'.

Payment For : **District And Sessions Court (PAY-ECOURTS)**

Payment Mode	<input checked="" type="radio"/> e-Payment <input type="radio"/> SBI epay Payment Gateway
Scheme	0030034801
Tin No.	
Dealer Name	archana
Department ID	NMHAU0120180000453
Challan Amount	₹ 1
Receipt Financial Year	2018-2019
Payment Period	One Time
Select Bank *	BANK OF MAHARASHTRA

Figure 2 : Court Fee - GRAS page

- GRN number will be generated.

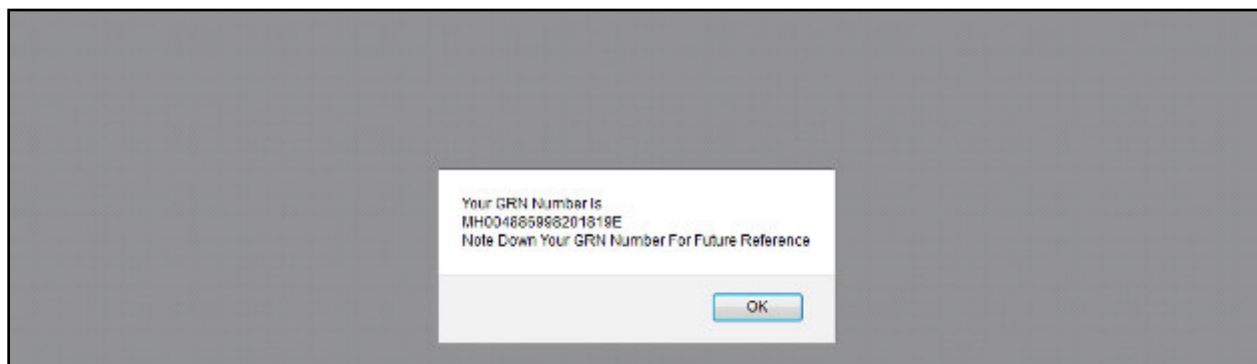


Figure 3 : GRN

Note the GRN Number Generated (for future reference).

- Click 'OK'.

User will be redirected to Bank Site.



Figure 4 : Bank Page

After payment, Transaction successful message with **Print Acknowledgement** will be displayed. Click on **Print Acknowledgement** to view e-Challan.

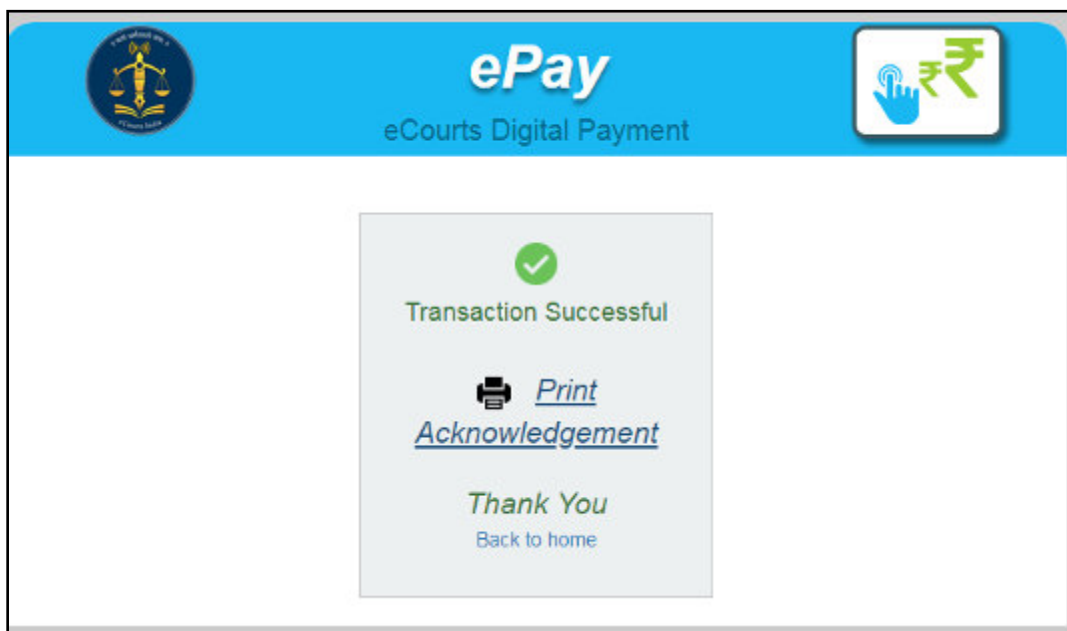


Figure 5 : Successful transaction - Print Acknowledgement

2.2 Existing Case

Court Fee can be paid in existing case by using CNR Number /Case Number/Filing Number.

2.2.1 Procedure using CNR Number

- Enter 16 digit CNR number to search existing case
- Select Party Name, Amount of Court fee, Remarks, Mobile Number Enter Mobile Number
- Select check box, to accept terms and conditions.
- Enter OTP within 2 Minutes of generation of OTP and click on 'Verify'.
- After verification, GRAS (Government Receipt Accounting System) page will be displayed.

Further process remains same as explained above for New Case Number

The screenshot displays the ePay interface for 'eCourts Digital Payment'. The main navigation bar includes 'Court Fee', 'Judicial Deposit', 'Fine', and 'Penalty'. The 'Court Fee' section is active, showing options for 'New Case' and 'Existing Case'. The 'Existing Case' option is selected, and the 'CNR' search method is chosen. The CNR Number field contains 'MHAH160006882018'. Below this, the system displays the Case No. (R.C.C./0000053/2018), Court No. (1), and Designation (CIVIL JUDGE J.D. J.M.F.C.AKOLE). The Party field has a dropdown menu set to 'State'. There are input fields for 'Enter New Party Name', 'Amount', and 'Enter Mobile No.'. A 'Terms and Conditions' section is highlighted with a red box, containing the text: 'The web site pay.courts.gov.in is designed and developed by National Informatics Centre under eCourts project'. A checkbox for 'I agree to above Terms and Conditions' is located below the terms.

Figure 7 : Court Fee - Existing Case

2.2.2 Procedure using Case Number

- Select Option Case Number.
- Select Case Type, Case Number, Year. Enter 'Go'.

The screenshot displays the ePay website interface for paying court fees. The top navigation bar includes the ePay logo and a 'eCourts Digital Payment' banner. Below the banner, there are four main categories: Court Fee (selected), Judicial Deposit, Fine, and Penalty. The 'Court Fee' section is active, showing a form for an 'Existing Case'. The form fields are as follows:

- Case Selection:** Existing Case (selected), CNR, Case No. (selected), Filing No.
- State:** Maharashtra
- District:** Aurangabad
- Establishment:** District and Sessions Court, Aura
- Case Type:** R.C.A. - Regular Civil Appeal
- Case Number:** 15
- Year:** 2018
- Party:** Lalman Basanta Belewar
- Amount:** 1
- Mobile No.:** [Redacted]

A 'Go' button is located to the right of the Case Number and Year fields. At the bottom of the form, there is a 'Terms and Conditions' section with a red border and text stating: 'The web site pay.ecourts.gov.in is designed and developed by National Informatics Centre under eCourts project'.

Figure 8 : Court Fee - Existing Case

- Select Party Name, Amount of Court fee, Remarks, Mobile Number Enter Mobile Number
- Select check box, to accept terms and conditions.
- Enter OTP within 2 Minutes of generation of OTP and click on 'Verify'.
- After verification, GRAS (Government Receipt Accounting System) page will be displayed.

Further process remains same as explained above for New Case Number.

2.2.3 Procedure using Filing Number

Same procedure as Case Number

The screenshot shows the ePay web portal interface for making a court fee payment. At the top, there is a blue header with the ePay logo and 'eCourts Digital Payment' text. Below the header, there are four tabs: 'Court Fee' (selected), 'Judicial Deposit', 'Fine', and 'Penalty'. The main content area is titled 'Court Fee' and contains a form for an existing case. The form includes the following fields and options:

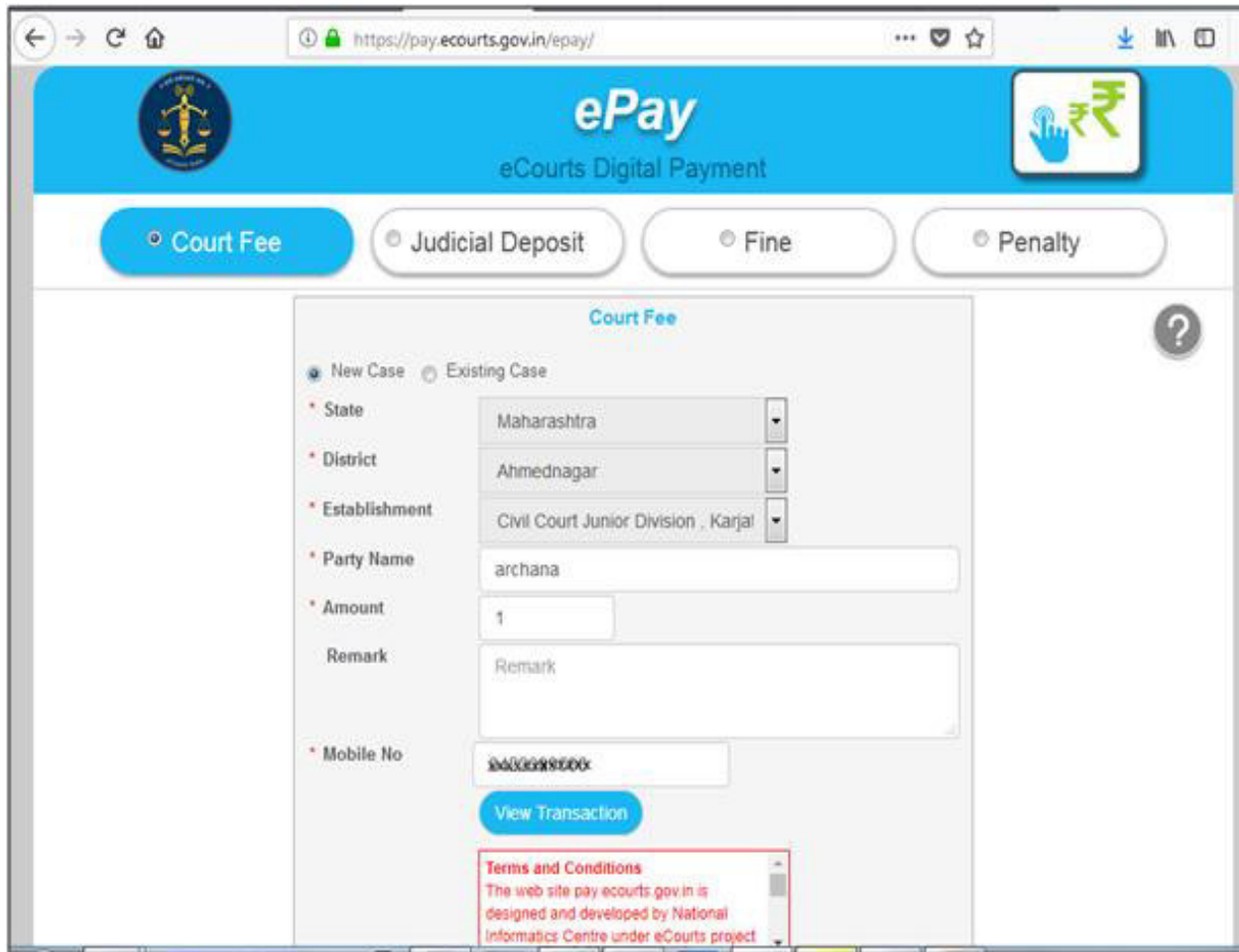
- Radio buttons for 'New Case' and 'Existing Case' (selected).
- Radio buttons for 'CNR', 'Case No.', and 'Filing No.' (selected).
- Dropdown menus for 'State' (Maharashtra), 'District' (Aurangabad), and 'Establishment' (District and Sessions Court, Aurg).
- Dropdown menu for 'Case Type' (PWDVA Appeal - Appeal under C).
- Text input for 'Filing Number' (1024) and 'Year' (2018), with a 'Go' button.
- Dropdown menu for 'Party' (Select Party) and a text input for 'Enter New Party Name'.
- Text input for 'Amount'.
- Text input for 'Enter Mobile No'.
- A red-bordered box containing 'Terms and Conditions' text: 'The web site pay.ecourts.gov.in is designed and developed by National Informatics Centre under eCourts project'.
- A checkbox for 'I agree to above Terms and Conditions'.

The footer of the page contains logos for Digital India, India.gov.in, and the Department of Justice, along with copyright information and app download links for Google Play and the App Store.

Figure 9 : Court Fee - Existing Case

2.3 View Previous Transactions.

User can view their previous transactions by entering Party Name and Mobile number



The screenshot shows the ePay website interface. The header includes the ePay logo and 'eCourts Digital Payment'. Below the header are four tabs: 'Court Fee', 'Judicial Deposit', 'Fine', and 'Penalty'. The 'Court Fee' tab is selected. The main content area is titled 'Court Fee' and contains a form with the following fields:

- New Case Existing Case
- * State: Maharashtra
- * District: Ahmednagar
- * Establishment: Civil Court Junior Division , Karjal
- * Party Name: archana
- * Amount: 1
- Remark: Remark
- * Mobile No: 9800098000

Below the form is a blue 'View Transaction' button. At the bottom of the form area, there is a red-bordered box containing the following text:

Terms and Conditions
The web site pay.ecourts.gov.in is designed and developed by National Informatics Centre under eCourts project

Figure 10 : Court Fee – View Previous Transactions

View Transaction button will be enabled, after clicking on it, list of previous transactions will be shown as follows:

The screenshot displays a web browser window at the URL <https://pay.ecourts.gov.in/epay/>. The page title is "Court Fee". A modal window titled "Transaction List" is open, showing a table of transactions. The table has the following data:

Sr. No.	Party Name	Amount (₹)	Date	GRN No.	Bank CIN No.	Action
1	archana	1.00	08-08-2018	Get Challan Details	Get Bank Details	View Challan
2	archana	1.00	08-08-2018	Get Challan Details	Get Bank Details	View Challan
3	archana	1.00	08-08-2018	Get Challan Details	Get Bank Details	View Challan
4	archana	1.00	08-08-2018	Get Challan Details	Get Bank Details	View Challan
5	archana	1.00	08-08-2018	Get Challan Details	Get Bank Details	View Challan
6	archana	1.00	08-08-2018	Get Challan Details	Get Bank Details	View Challan
7	archana	1.00	08-08-2018	MH004883989201819E	02300042018080853425	View Challan
8	archana	1.00	07-08-2018	MH004868008201819E	02300042018080752200	View Challan
9	archana	1.00	07-08-2018	MH004838962201819E	02300042018080749829	View Challan
10	archana	1.00	06-08-2018	MH004834736201819E	02508672018080639500	View Challan
11	archana	1.00	06-08-2018	MH004834521201819E	02508672018080639598	View Challan
12	archana	1.00	06-08-2018	MH004831069201819E	02300042018080649221	View Challan
13	archana	1.00	06-08-2018	MH004830440201819E	02300042018080649179	View Challan
14	archana	1.00	06-08-2018	MH004825331201819E	Get Bank Details	View Challan

At the bottom of the page, there is a footer with the following information:

- Logos for Digital India (Power To Empower) and india.gov.in.
- भारत सरकार DEPARTMENT OF JUSTICE.
- Text: "This site is designed, hosted and maintained by National Informatics Centre (NIC) Ministry of Electronics & Information Technology, Government of India."
- Text: "Last Reviewed and Updated on : 06 Jul 2018"
- Text: "Download eCourts Services App :"
- A "GET IT ON" button for the app.

All successful and failed transactions are shown in the list. If any transaction is not successful and GRN no. is not generated then 'Get Challan Details' hyperlink will be enabled, which on clicking will fetch Challan details from Online Payment site. Once Challan details are fetched 'Get Bank Details' link will be enabled to fetch details from respective Bank.

Once Challan details and Bank details are available then one can view the Challan by clicking on 'View Challan'

3. Verification and defacement of GRN in CIS

Challan generated from ePay portal is submitted by the litigant/advocate in the court along with the case filed. The challan is verified and defaced in the court by using CIS S/W so that the same challan is not used again for any other purpose.

3.1 Verification of GRN in CIS

eCourtIS DISTRICT AND SESSIONS COURT PUNE MAHARASHTRA
SHRI. S. M. MODAK

Home / I-Court Fees / I-Court Fees / Search...

GRN No. MH004933306201819P Amount: 1
Verified Successfully

I-Court Fee

Case No. / Filing No.

*Case Type: R.C.A.-1 *Case No.: 1 *Year: 2018 Go

*Party Name: Ujjwala Deshpande

*Court Fee: 1 *GRN No.: H004933306201819P Verify

GRN Verification No.: 0006335871201819 Party Name: Testing

Amount: 1.00 Account Details: Scheme Code: 0030034801
Scheme: Court Fees Collected in Stamps
Name IGR
Object Code: 01
Object Name: Court Fees Stamps
Amount: 1.00

Deface Reset

3.2 Deface GRN in CIS

eCourtIS DISTRICT AND SESSIONS COURT PUNE MAHARASHTRA
SHRI. S. M. MODAK

Home / I-Court Fees / I-Court Fees / Search...

Updated Successfully

I-Court Fee

Case No. / Filing No.

*Case Type: R.C.A.-1 *Case No.: 1 *Year: 2018 Go

*Party Name: Ujjwala Deshpande

*Court Fee: 1 *GRN No.: H004933306201819P Verify


GRN Verification No.: 0006335871201819 Party Name: Testing

Amount: 1.00 Account Details: Scheme Code: 0030034801
Scheme: Court Fees Collected in Stamps
Name IGR
Object Code: 01
Object Name: Court Fees Stamps
Amount: 1.00


Defacement No.: 0002572849201819


Deface Reset

3.3 Defaced eChallan



CHALLAN
MTR Form Number-4



ORN	MH0462790201819E	BARCODE			Date	01/08/2018-12:47:30	Form ID
Department			District And Sessions Court				
Type of Payment			Court Fees Collected in Stamps IGR				
Office Name			ADD DIST AND SESSIONS COURT KHED				
Location			RATNAGIRI				
Year			2018-2019 One Time				
Account Head Details			Amount in Rs.		Premises/Building		
0030034001 Court Fees Stamps			5245.00		Road/Street		
					Shoote		
					Area/Locality		
					Khed		
					Town/City/District		
					PIN		
					4 1 5 7 0 3		
Remarks (Party Details)							
Suniti Keshav Chavan vs Madhusudan Tukaram Tapkir							
Amount in Words			Five Thousand Two Hundred Forty Five Rupees Only				
Amount in Words			5,245.00				
Payment Details				BANK OF MAHARASHTRA			
Cheque/DD Details				FOR USE IN RECEIVING BANK			
Cheque/DD No.		Bank CIN		Ref. No.		02300042018080136243 182133896634	
Name of Bank		Bank Date		RBI Date		01/08/2018-12:48:22 02/08/2018	
Name of Branch		Bank-Branch		BANK OF MAHARASHTRA			
		Scroll No. , Date		80802 , 02/08/2018			
Department ID :				Mobile No. : 5096941275			
Challan Defaced Details							
Signature valid							
Sl. No.	Remarks	Defacement No.	Defacement Date	Userid	Defacement Amount		
1	DUPLICATE COPY MUMBAI 12:29:47 Reason: Duplicate Document Location: India	0003423014201819	02/08/2018-11:40:12	DG0127	5245.00		
Total Defacement Amount					5,245.00		