



**ePay**

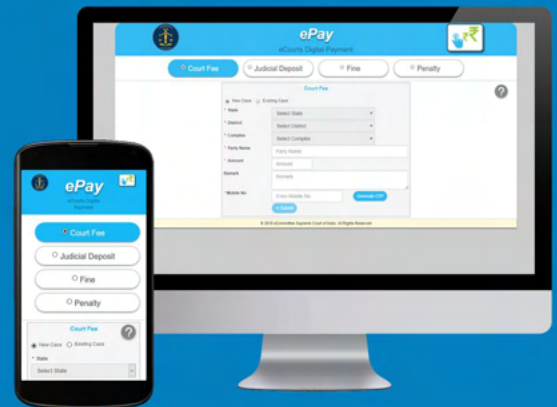
eCourts Digital Payment

# eCourt Digital Payment User Manual

[pay.ecourts.gov.in](http://pay.ecourts.gov.in)

ePay - eCourts Digital Payment

[pay.ecourts.gov.in](http://pay.ecourts.gov.in)



न्याय विभाग  
DEPARTMENT OF  
JUSTICE



## Table of Contents

1.	Introduction .....	2
2.	Court Fee.....	3
2.1	New Case.....	4
2.2	Existing Case.....	8
2.2.1	Procedure using CNR Number .....	8
2.2.2	Procedure using Case Number.....	9
2.2.3	Procedure using Filing Number.....	10
2.3	View Previous Transactions. ....	11
3.	Verification and defacement of GRN in CIS .....	13
3.1	Verification of GRN in CIS.....	13
3.2	Deface GRN in CIS .....	13
3.3	Defaced eChallan .....	14

## Table of Figures

Figure 1 : Court Fee - New Case .....	4
Figure 2 : Court Fee - GRAS page .....	5
Figure 3 : GRN .....	5
Figure 4 : Bank Page.....	6
Figure 5 : Successful transaction - Print Acknowledgement.....	6
Figure 6 : eChallan.....	7
Figure 7 : Court Fee - Existing Case .....	8
Figure 8 : Court Fee - Existing Case .....	9
Figure 9 : Court Fee - Existing Case .....	10
Figure 10 : Court Fee – View Previous Transactions.....	11

## 1. Introduction

Website URL: <https://pay.ecourts.gov.in> is developed for the purpose of depositing various types of Amounts in the Court through online mode.

On the web site following four options are available.

- Court Fee
- Judicial Deposit
- Fine
- Penalty

Of the above four options, ePay Portal is integrated with Online Receipts Portal of the respective State (e.g., GRAS, eGRAS) for online Payment of Court Fee. To avail this facility the payer is required to have a net-banking account with any of the banks listed by the respective state government portals. Facility of Payment across the Bank Counter is also made available (with limited Banks) for those who do not have net banking account.

- This is a 24X7 facility and citizen can make the payment any time of the day.
- On-Line filling of single challan form facilitates minimum fields of the challan to be filled.

Challan generated from ePay portal is submitted by the litigant/advocate in the court along with the case filed. The challan is verified and defaced in the court by using CIS S/W so that the same challan is not used again for any other purpose.

## 2. Court Fee

Two options are provided to pay court fee

1. Payment of Court Fee in **New Case**

Use this option if case is not registered.

2. Payment of Court Fee in **Existing Case**

Existing case can be searched by CNR number, Case Number and Filing number

3. View previously paid Court Fee Transactions

User can view his /her own transactions using **View Previous Transaction** option

## 2.1 New Case

Payment of Court Fee in New Case

Select State, District, and Establishment.

Enter Party Name Amount of Court fee, Remarks, Mobile Number.

Figure 1 : Court Fee - New Case

- Select the check box for “I Agree to above Terms and Conditions.”
- Click on Generate OTP and an OTP will be received on your mobile.
- Enter OTP within 2 Minutes of OTP generation and click on ‘Verify’ button.
- User can regenerate the OTP after 2 minutes.

- After verification, page of the Online Payment Portal for the respective state will be displayed.
- Select Bank for Internet Banking and click on 'Proceed for Payment'.

Payment For : **District And Sessions Court (PAY-ECOURTS)**

Payment Mode:  e-Payment  SBI epay Payment Gateway

Scheme: 0030034801

Tin No.:

Dealer Name: archana

Department ID: NMHAU0120180000453

Challan Amount: ₹ 1

Receipt Financial Year: 2018-2019

Payment Period: One Time

Select Bank: BANK OF MAHARASHTRA

[Proceed for Payment](#) [Cancel](#)

Figure 2 : Court Fee - GRAS page

- GRN number will be generated.

Your GRN Number Is  
MH004886998201819E  
Note Down Your GRN Number For Future Reference

[OK](#)

Figure 3 : GRN

Note the GRN Number Generated (for future reference).

- Click 'OK'.

User will be redirected to Bank Site.

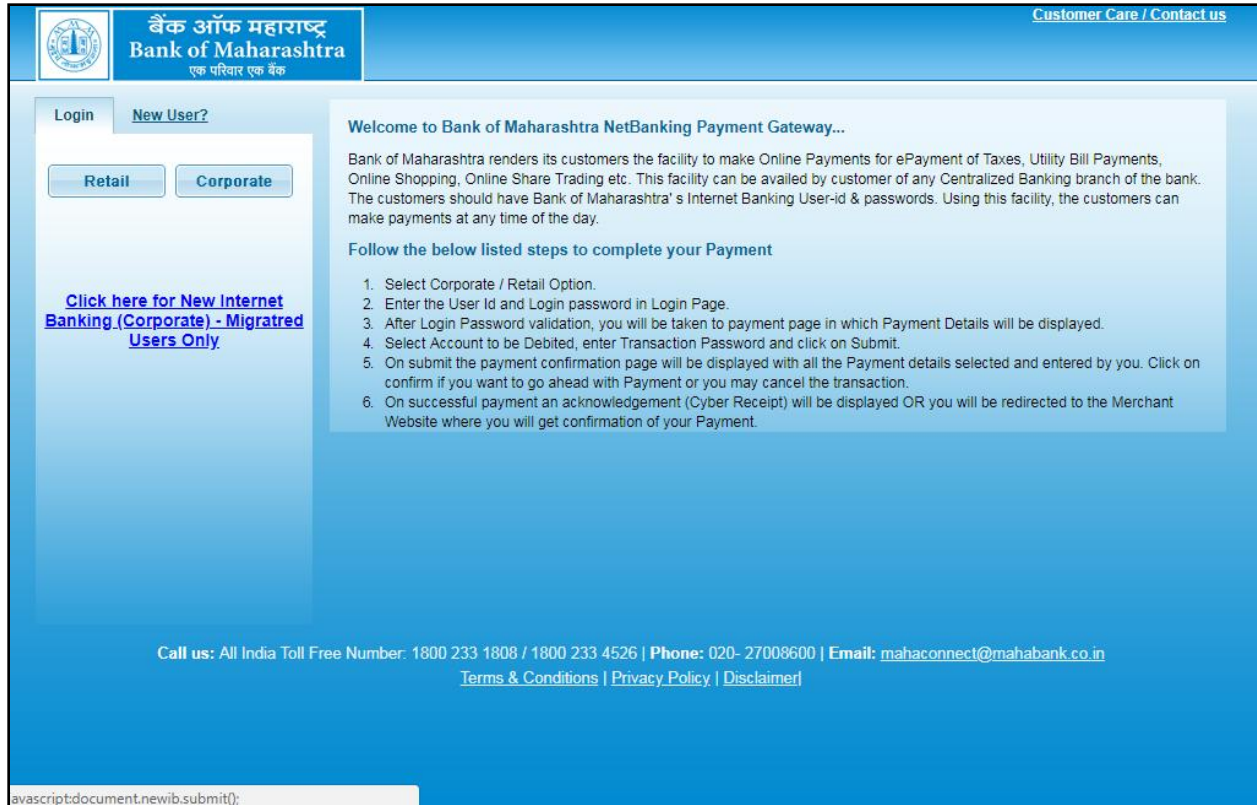


Figure 4 : Bank Page

After payment, Transaction successful message with **Print Acknowledgement** will be displayed. Click on **Print Acknowledgement** to view e-Challan.

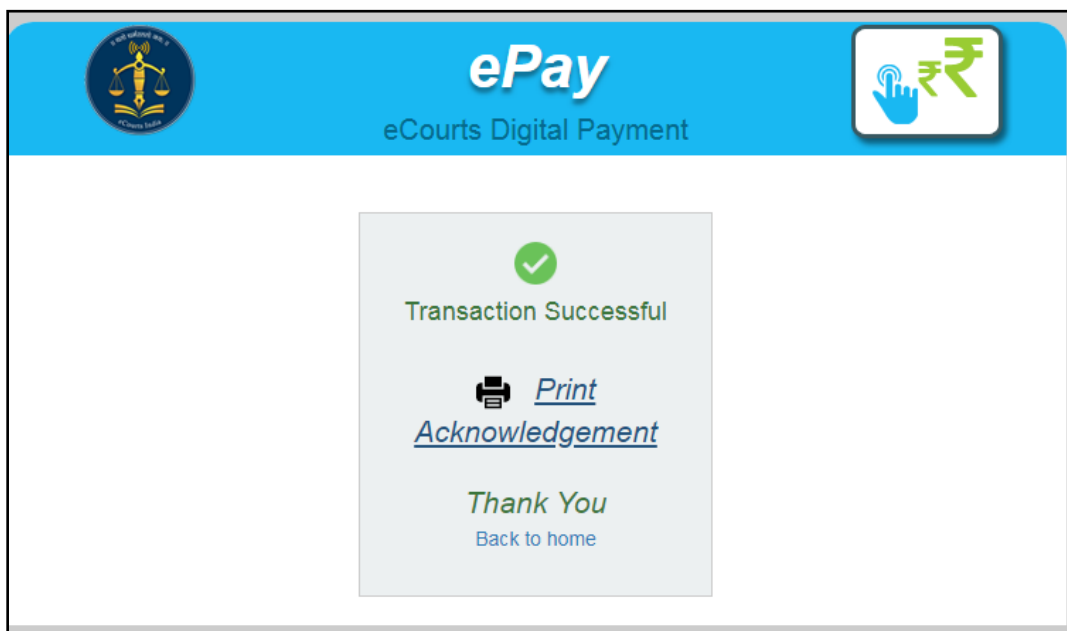


Figure 5 : Successful transaction - Print Acknowledgement

## e-Challan

GRN		BARCODE		Date		Form ID	
MH004955234201819E		[Barcode]		10/08/2018-13:28:40			
<b>Department</b> District And Sessions Court				<b>Payer Details</b>			
Judicial Stamps				<b>TAX ID (Case No.)</b>			
<b>Type of Payment</b> Court Fees Collected in Stamps IGR				<b>PAN No.(If Applicable)</b>			
<b>Office Name</b> DIST AND SESSIONS COURT AURANGABAD				<b>Full Name</b>		archana	
<b>Location</b> AURANGABAD				<b>Flat/Block No.</b>			
<b>Year</b> 2018-2019 One Time				<b>Premises/Building</b>			
<b>Account Head Details</b>			<b>Amount In Rs.</b>		<b>Road/Street</b>		
0030034801 Court Fees Stamps			1.00				
				<b>Area/Locality</b>			
				<b>Town/City/District</b>			
				<b>PIN</b>		4 1 1 0 0 5	
				<b>Remarks (Party Details)</b>			
				<b>Amount In</b>		One Rupees Only	
<b>Total</b>				1.00		<b>Words</b>	
<b>Payment Details</b> BANK OF MAHARASHTRA				<b>FOR USE IN RECEIVING BANK</b>			
<b>Cheque-DD Details</b>				<b>Bank CIN</b>		<b>Ref. No.</b>	
				02300042018081058296		003275798	
<b>Cheque/DD No.</b>				<b>Bank Date</b>		<b>RBI Date</b>	
				10/08/2018-13:30:21		Not Verified with RBI	
<b>Name of Bank</b>				<b>Bank-Branch</b>		BANK OF MAHARASHTRA	
<b>Name of Branch</b>				<b>Scroll No. , Date</b>		Not Verified with Scroll	
Department ID : NMHAU0120180000453				Mobile No. : 9422009586			

Figure 6 : eChallan



## 2.2 Existing Case

Court Fee can be paid in existing case by using CNR Number /Case Number/Filing Number.

### 2.2.1 Procedure using CNR Number

- Enter 16 digit CNR number to search existing case
- Select Party Name, Amount of Court fee, Remarks, Mobile Number Enter Mobile Number
- Select check box, to accept terms and conditions.
- Enter OTP within 2 Minutes of generation of OTP and click on 'Verify'.
- After verification, GRAS (Government Receipt Accounting System) page will be displayed.

Further process remains same as explained above for New Case Number

The screenshot displays the ePay interface for 'eCourts Digital Payment'. The main navigation bar includes 'Court Fee', 'Judicial Deposit', 'Fine', and 'Penalty'. The 'Court Fee' section is active, showing options for 'New Case' and 'Existing Case'. Under 'Existing Case', there are radio buttons for 'CNR', 'Case No.', and 'Filing No.'. The 'CNR Number' field contains 'MHAH160006682018' with a 'Go' button. Below this, the system displays 'Case No.: R.C.C/0000053/2018', 'Court No.: 1', and 'Designation: CIVIL JUDGE J.D. J.M.F.C.AKOLE'. The 'Party' field has a 'State' dropdown and an 'Enter New Party Name' input. The 'Amount' field has an 'Amount' input, and the 'Mobile No' field has an 'Enter Mobile No' input. A 'Terms and Conditions' section is highlighted with a red border, containing the text: 'The web site pay.ecourts.gov.in is designed and developed by National Informatics Centre under eCourts project'. Below this is a checkbox labeled 'I agree to above Terms and Conditions'. The footer includes the 'India.gov.in' logo, 'DEPARTMENT OF JUSTICE', and contact information for the National Informatics Centre. It also mentions 'Last Reviewed and Updated on: 06 Jul 2018' and provides links to download the eCourts Services App from Google Play and the App Store.

Figure 7 : Court Fee - Existing Case

### 2.2.2 Procedure using Case Number

- Select Option Case Number.
- Select Case Type, Case Number, Year. Enter 'Go'.

The screenshot displays the ePay website interface for making a court fee payment for an existing case. The page title is 'ePay eCourts Digital Payment'. Below the title, there are four main categories: 'Court Fee', 'Judicial Deposit', 'Fine', and 'Penalty'. The 'Court Fee' category is selected. The form is set to 'Existing Case' and 'Case No.' is selected as the identifier. The form fields are as follows:

- State: Maharashtra
- District: Aurangabad
- Establishment: District and Sessions Court, Aura
- Case Type: R.C.A. - Regular Civil Appeal
- Case Number: 15
- Year: 2018
- Party: Lalman Basanta Belewar
- Amount: 1
- Mobile No: [Redacted]

A 'Go' button is located next to the Case Number and Year fields. At the bottom of the form, there is a 'Terms and Conditions' section with a red border and text: 'Terms and Conditions The web site pay.ecourts.gov.in is designed and developed by National Informatics Centre under eCourts project'.

Figure 8 : Court Fee - Existing Case

- Select Party Name, Amount of Court fee, Remarks, Mobile Number Enter Mobile Number
- Select check box, to accept terms and conditions.
- Enter OTP within 2 Minutes of generation of OTP and click on 'Verify'.
- After verification, GRAS (Government Receipt Accounting System) page will be displayed.

Further process remains same as explained above for New Case Number.

### 2.2.3 Procedure using Filing Number

Same procedure as Case Number

The screenshot displays the ePay interface for 'Court Fee' payment. At the top, there is a blue header with the ePay logo and 'eCourts Digital Payment' text. Below the header, there are four tabs: 'Court Fee' (selected), 'Judicial Deposit', 'Fine', and 'Penalty'. The main content area is titled 'Court Fee' and contains a form with the following fields and options:

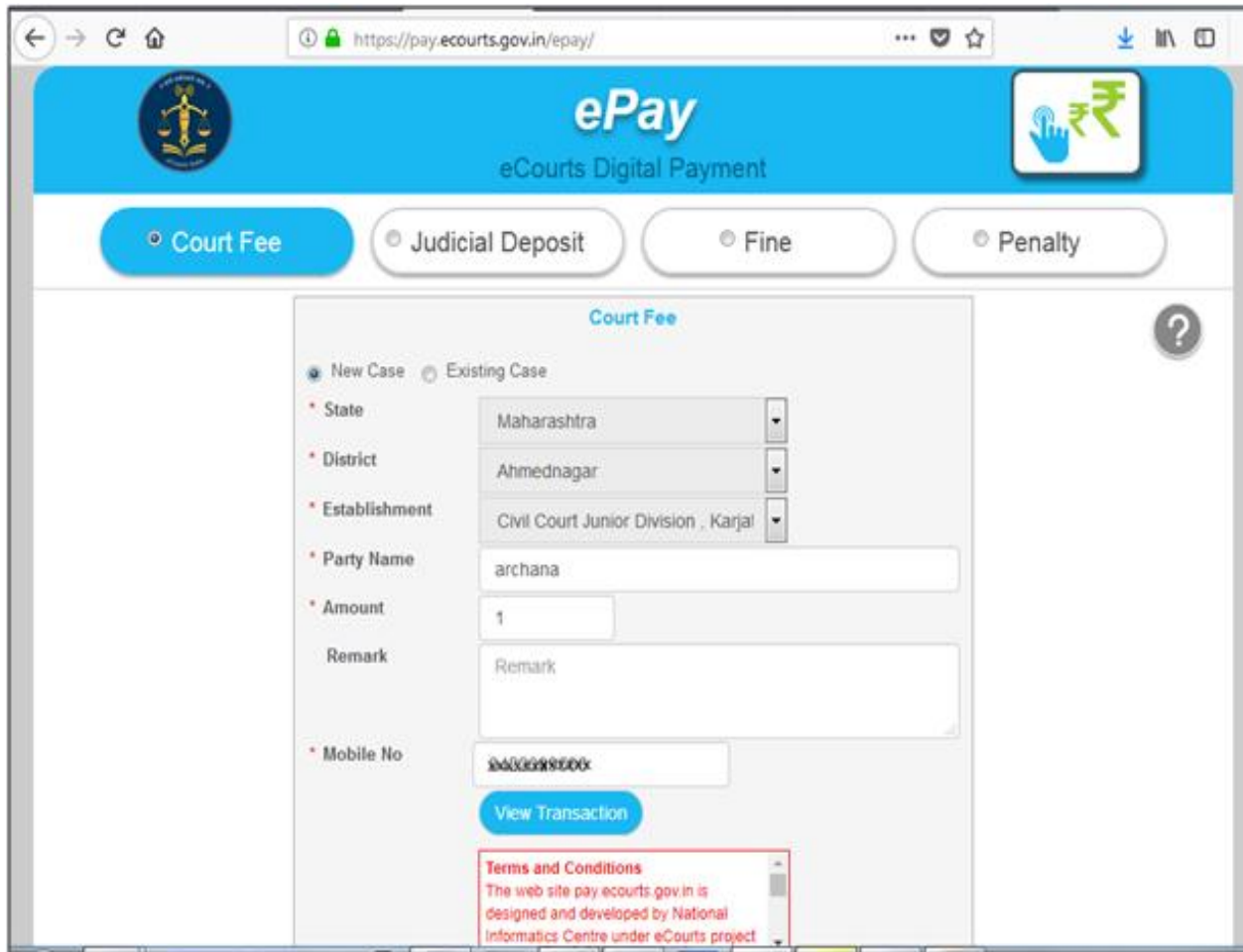
- Case Type:** Radio buttons for 'New Case' and 'Existing Case' (selected).
- Case Identification:** Radio buttons for 'CNR', 'Case No.', and 'Filing No.' (selected).
- State:** Dropdown menu with 'Maharashtra' selected.
- District:** Dropdown menu with 'Aurangabad' selected.
- Establishment:** Dropdown menu with 'District and Sessions Court, Auru' selected.
- Case Type:** Dropdown menu with 'PWDVA Appeal - Appeal under C' selected.
- Filing Number:** Text input field with '1024' and 'Year' dropdown with '2018' selected. A 'Go' button is next to it.
- Party:** Dropdown menu with 'Select Party' selected. Below it is a text input field 'Enter New Party Name'.
- Amount:** Text input field with 'Amount' placeholder.
- Mobile No:** Text input field with 'Enter Mobile No' placeholder.
- Terms and Conditions:** A red-bordered box containing the text: 'Terms and Conditions The web site pay.ecourts.gov.in is designed and developed by National Informatics Centre under eCourts project'. Below it is a checkbox for 'I agree to above Terms and Conditions'.

The footer of the page includes logos for 'Digital India', 'india.gov.in', and 'DEPARTMENT OF JUSTICE'. It also states: 'This site is designed, hosted and maintained by National Informatics Centre (NIC) Ministry of Electronics & Information Technology, Government of India. © 2018 eCommittee Supreme Court of India. All Rights Reserved'. On the right side of the footer, it says 'Last Reviewed and Updated on : 06 Jul 2018' and provides links to download the 'eCourts Services App' from 'Google Play' and the 'App Store'.

Figure 9 : Court Fee - Existing Case

## 2.3 View Previous Transactions.

User can view their previous transactions by entering Party Name and Mobile number



The screenshot displays the ePay website interface for viewing previous transactions. The browser address bar shows <https://pay.ecourts.gov.in/epay/>. The page header includes the ePay logo and the text "eCourts Digital Payment". Below the header, there are four tabs: "Court Fee" (selected), "Judicial Deposit", "Fine", and "Penalty". The "Court Fee" section contains a form with the following fields and options:

- New Case  Existing Case
- \* State: Maharashtra
- \* District: Ahmednagar
- \* Establishment: Civil Court Junior Division , Karjal
- \* Party Name: archana
- \* Amount: 1
- Remark: Remark
- \* Mobile No: 9800098000

A blue "View Transaction" button is located below the form. Below the button, there is a red-bordered box containing the following text:

**Terms and Conditions**  
The web site pay.ecourts.gov.in is designed and developed by National Informatics Centre under eCourts project

Figure 10 : Court Fee – View Previous Transactions

View Transaction button will be enabled, after clicking on it, list of previous transactions will be shown as follows:

The screenshot displays a web browser window with the URL <https://pay.ecourts.gov.in/epay/>. The page title is "Court Fee". A modal window titled "Transaction List" is open, showing a table with the following data:

Sr. No.	Party Name	Amount (₹)	Date	GRN No.	Bank CIN No.	Action
1	archana	1.00	08-08-2018	<a href="#">Get Challan Details</a>	Get Bank Details	<a href="#">View Challan</a>
2	archana	1.00	08-08-2018	<a href="#">Get Challan Details</a>	Get Bank Details	<a href="#">View Challan</a>
3	archana	1.00	08-08-2018	<a href="#">Get Challan Details</a>	Get Bank Details	<a href="#">View Challan</a>
4	archana	1.00	08-08-2018	<a href="#">Get Challan Details</a>	Get Bank Details	<a href="#">View Challan</a>
5	archana	1.00	08-08-2018	<a href="#">Get Challan Details</a>	Get Bank Details	<a href="#">View Challan</a>
6	archana	1.00	08-08-2018	<a href="#">Get Challan Details</a>	Get Bank Details	<a href="#">View Challan</a>
7	archana	1.00	08-08-2018	MH004883989201819E	02300042018080853425	<a href="#">View Challan</a>
8	archana	1.00	07-08-2018	MH004868008201819E	02300042018080752200	<a href="#">View Challan</a>
9	archana	1.00	07-08-2018	MH004838962201819E	02300042018080749829	<a href="#">View Challan</a>
10	archana	1.00	06-08-2018	MH004834736201819E	02608672018080639600	<a href="#">View Challan</a>
11	archana	1.00	06-08-2018	MH004834521201819E	02608672018080639598	<a href="#">View Challan</a>
12	archana	1.00	06-08-2018	MH004831069201819E	02300042018080649221	<a href="#">View Challan</a>
13	archana	1.00	06-08-2018	MH004830440201819E	02300042018080649179	<a href="#">View Challan</a>
14	archana	1.00	06-08-2018	MH004825331201819E	Get Bank Details	<a href="#">View Challan</a>

At the bottom of the page, there is a footer with the following information:

- Digital India  
Power to Empower
- india.gov.in
- न्याय विभाग  
DEPARTMENT OF JUSTICE
- Last Reviewed and Updated on : 06 Jul 2018
- Download eCourts Services App :
- This site is designed, hosted and maintained by National Informatics Centre (NIC) Ministry of Electronics & Information Technology, Government of India.

All successful and failed transactions are shown in the list. If any transaction is not successful and GRN no. is not generated then 'Get Challan Details' hyperlink will be enabled, which on clicking will fetch Challan details from Online Payment site. Once Challan details are fetched 'Get Bank Details' link will be enabled to fetch details from respective Bank.

Once Challan details and Bank details are available then one can view the Challan by clicking on 'View Challan'

### 3. Verification and defacement of GRN in CIS

Challan generated from ePay portal is submitted by the litigant/advocate in the court along with the case filed. The challan is verified and defaced in the court by using CIS S/W so that the same challan is not used again for any other purpose.


#### 3.1 Verification of GRN in CIS

The screenshot shows the 'I-Court Fee' verification screen in the eCourtIS system. The interface includes a sidebar menu on the left with options like 'Configure Establishment', 'User Menu', 'Master', 'Unification', 'Admin Menu', 'Filing Counter', 'Appeal Filing', 'Caveat Section', 'Proceeding Correction', 'Fees', 'I-Court Fees', 'View Defaced I-Court Fees', 'Verified I-Court Fees', 'Challan Details', 'Change GRAS', and 'Password'. The main content area shows a success message: 'GRN No. MH004933306201819P Amount: 1 Verified Successfully'. Below this, there are input fields for 'Case No.', 'Filing No.', 'Case Type' (R.C.A.-1), 'Case No.' (1), 'Year' (2018), 'Party Name' (Ujjwala Deshpande), and 'Court Fee' (1). A 'Verify' button is present. The 'GRN Verification No.' is 0006335871201819, and the 'Party Name' is 'Testing'. The 'Amount' is 1.00. The 'Account Details' section shows 'Scheme Code: 0030034801', 'Scheme: Court Fees Collected in Stamps', 'Name IGR', 'Object Code: 01', 'Object Name: Court Fees Stamps', and 'Amount: 1.00'. There are 'Deface' and 'Reset' buttons at the bottom.


#### 3.2 Deface GRN in CIS


The screenshot shows the 'I-Court Fee' defacement screen in the eCourtIS system. The interface is similar to the previous screenshot, but the main content area shows a success message: 'Updated Successfully'. The 'GRN Verification No.' is 0006335871201819, and the 'Party Name' is 'Testing'. The 'Amount' is 1.00. The 'Account Details' section shows 'Scheme Code: 0030034801', 'Scheme: Court Fees Collected in Stamps', 'Name IGR', 'Object Code: 01', 'Object Name: Court Fees Stamps', and 'Amount: 1.00'. There are 'Deface' and 'Reset' buttons at the bottom. A 'Defacement No.' field is now visible, containing the value 0002572849201819.

### 3.3 Defaced eChallan



**CHALLAN**  
MTR Form Number-6



ORN	MH04627905201819E	BARCODE			Date	01/08/2018-12:47:30	Form ID
<b>Department</b> District And Sessions Court				<b>Payer Details</b>			
Judicial Stamps				TAX ID (Case No.)			
Type of Payment Court Fees Collected in Stamps IGR				PAN No.(If Applicable)			
<b>Office Name</b> ADD DIST AND SESSIONS COURT KHED				<b>Full Name</b> Sunil Keshav Chavan			
<b>Location</b> RATNAGIRI				<b>Flat/Block No.</b>			
<b>Year</b> 2018-2019 One Time				<b>Premises/Building</b>			
<b>Account Head Details</b>		<b>Amount In Rs.</b>		<b>Road/Street</b>		<b>Bhote</b>	
0030034801 Court Fees Stamps		5245.00		Area/Locality		Khed	
				<b>Town/City/District</b>			
				<b>PIN</b>		4 1 5 7 0 9	
<b>Remarks (Party Details)</b>							
Sunil Keshav Chavan Vs Madhusudan Tukaram Tapkire							
				<b>Amount In</b> Five Thousand Two Hundred Forty Five Rupees Only			
<b>Total</b> 5,245.00				<b>Words</b>			
<b>Payment Details</b> BANK OF MAHARASHTRA				<b>FOR USE IN RECEIVING BANK</b>			
<b>Cheque/DD Details</b>				<b>Bank CIN</b>		<b>Ref. No.</b>	
				02300042018080135243		182133895634	
<b>Cheque/DD No.</b>		<b>Bank Date</b>		<b>RBI Date</b>		<b>02/08/2018</b>	
		01/08/2018-12:48:22					
<b>Name of Bank</b>				<b>Bank-Branch</b>			
BANK OF MAHARASHTRA				BANK OF MAHARASHTRA			
<b>Name of Branch</b>				<b>Scroll No. , Date</b>			
				80802 , 02/08/2018			
<b>Department ID :</b>				<b>Mobile No. :</b> 9096941275			
<b>Challan Defaced Details</b>							
<b>Signature valid</b>							
Sr. No.	Remarks	Defacement No.	Defacement Date	Userid	Defacement Amount		
1	DIGITALLY SIGNED BY VIRTUAL TREASURY MUMBAI 01/08/2018 12:29:47	0002423014201819	02/08/2018-11:40:12	DG/C127	5245.00		
<b>Total Defacement Amount</b>					<b>5,246.00</b>		