## HIGH COURT OF UTTARAKHAND AT NAINITAL
## NOTICE

**No. 47 /UHC/IT/VC/2026 Dated: 21st July, 2026**

It is hereby informed that the Hon'ble High Court has adopted the **VConsol** Video Conferencing Platform for conducting virtual court proceedings in order to ensure privacy, security, efficiency and procedural consistency in the conduct of proceedings through the said platform.

This Platform is being implemented in the Hon'ble Benches w.e.f. 22.07.2026-

**(i) Court No. 6- Hon'ble Mr. Justice Subhash Upadhyay;**
**(ii) Court No. 7- Hon'ble Mr. Justice Siddharth Sah**

Gradually, Virtual Hearing for all the Hon'ble Benches will be migrated to the VConsol from existing Google Meet platform.

All **Learned Advocates** and **Parties-in-Person** who intend to participate in virtual hearings are requested to register themselves on the **VConsol** platform well in advance. The Application is available on the **official website of the Hon'ble Court under Quick Links-VConcol**. The User Manual containing detailed instructions for downloading, installation, registration and use of the VConsol application is enclosed with this Notice and is also available on the official website of the High Court. All concerned are advised to complete the registration process before the scheduled date of hearing to avoid any inconvenience during virtual proceedings.
In case of any query, Mr. Narendra Bisht, System Officer of the Hon'ble Court may be contacted at his cell phone number: +91-9720863884.

Enclosure: **User Manual**

**By Order of Hon'ble the Chief Justice**

**(Yogesh Kumar Gupta)**
**Registrar General**

**No. 4970 /UHC/IT/VC/2026 Dated: 21st July, 2026**

Copy forwarded for information and necessary action to:-

1. P.P.S. to Hon'ble the Chief Justice with request to place it before his Lordship for kind perusal.
2. P.S. /P.A. to Hon'ble Judges with request to place it before His Lordship for kind perusal.
3. Office of the Ld. Advocate General with the request to place the same before Ld. Advocate General.
4. President/Secretary, High Court BAR Association for necessary action and with the request to circulate the same within the Ld. Members of the BAR.
5. Chief Standing Counsel, State of Uttarakhand for information and necessary action.
6. All District and Sessions Judges/Principal Judge/Judge, Family Courts for circulation.
7. Director, Uttarakhand Legal and Judicial Academy, Bhowali (Nainital).
8. Member Secretary, State Legal Services Authority, Uttarakhand.
9. Principal Secretary, Law-cum-LR, Government of Uttarakhand.
10. All the Registrars/OSDs/Secretary (HCLSC) of the Hon'ble Court.
11. Head Bench Secretary of the Hon'ble Court with request to inform all concerned also.
12. Deputy Registrar (IT) with the request for uploading on the website/Daily Cause List.
13. Officer-In charge-NIC.
14. P.S. to Registrar General.
15. Concerned File.

**Joint Registrar (IT)/CPC**

# User Guide for Advocates

## High court of Uttarakhand


Confidential and Private - © 2026, Techgentsia Software Technologies Private Limited

**1. Registration** **3**
**1.1 Choose Role** **4**
**2. Login** **5**
**3. Court List** **6**
**4. How to appear for a Serial Number in a court by an Advocate** **8**
**4.1 Audio/Video input Settings selection page** **9**
**5. How to View the Court Proceedings as a Passive User** **10**
**6. Meeting page controls of Advocates** **11**
6.1 Passive Advocate Meeting page **11**
6.2 Active Advocate Meeting page **12**
**7. Switch Court** **14**
8.**Chat** **17**
**8. How to change/reset the password of an Advocate/Party In Person/Public** **17**


Confidential and Private - © 2026, Techgentsia Software Technologies Private Limited

# Introduction

This user guide will be handy to familiarise Vconsol Court video conferencing software. It provides a simple explanation of what and how it works.

## 1. Registration

If you are a new user, you must first register with the VConsol court.
Go to the web **URL**: https://highcourtofuttarakhand.vconsol.com/




**When you click the Register button, you will be redirected to the registration page.**


Confidential and Private - © 2026, Techgentsia Software Technologies Private Limited

## 1.1 Choose Role




You can select your role from the list and fill in all the required fields.





Confidential and Private - © 2026, Techgentsia Software Technologies Private Limited

## 2. Login

You can log in with two methods. **Log in with Password** and **Log in with OTP.** The first method is to log in with your password, where you enter your registered password along with your mobile number. The second method is to log in with OTP, which will be sent to your registered mobile number for verification.








Confidential and Private - © 2026, Techgentsia Software Technologies Private Limited

# 3. Court List

After logging in, the advocate will be directed to the court listing page

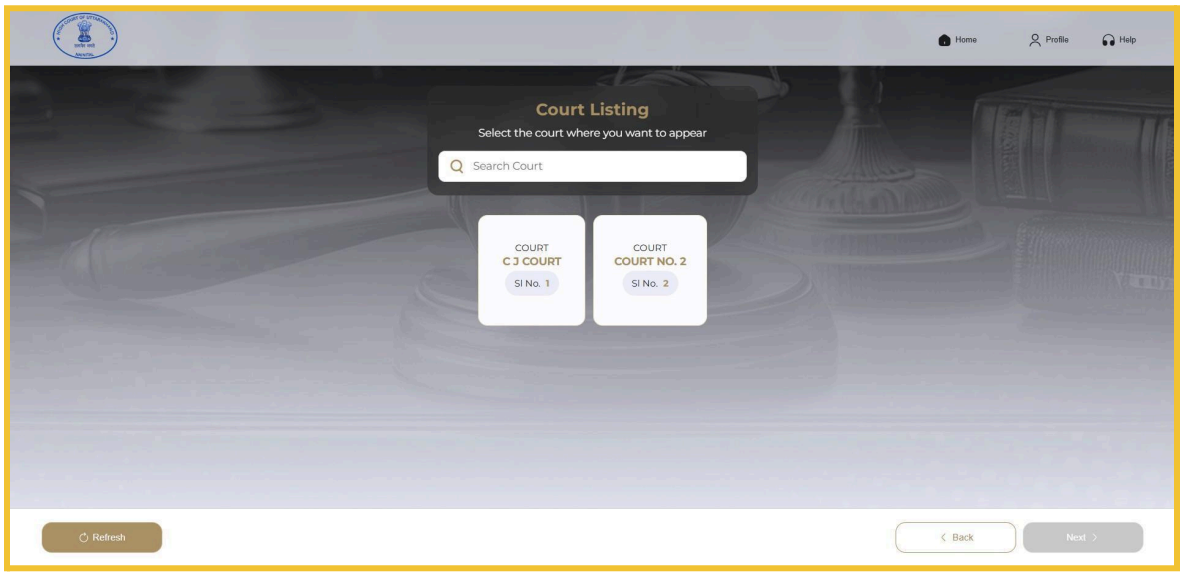


i. Tap on the court you want to select from the court list.

ii. Tap on the **REFRESH** button to get updated court lists.


Confidential and Private - © 2026, Techgentsia Software Technologies Private Limited

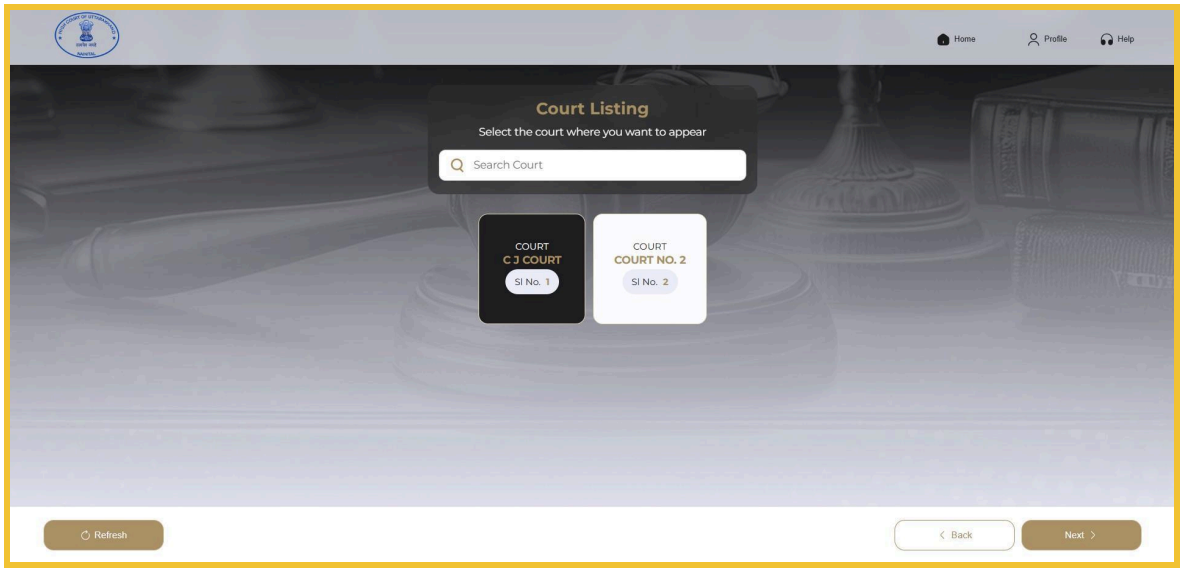


i. Click on **Next** to redirect the participant to the **Make Your Selection** pop-up.

ii. Select any option in the pop-up:

- **View Court Proceedings** to join as a passive participant (view-only access)
- **Appear in a Court** to join as an active participant

iii. Then you will be directly redirected to the **Ready to Join** page.


Confidential and Private - © 2026, Techgentsia Software Technologies Private Limited

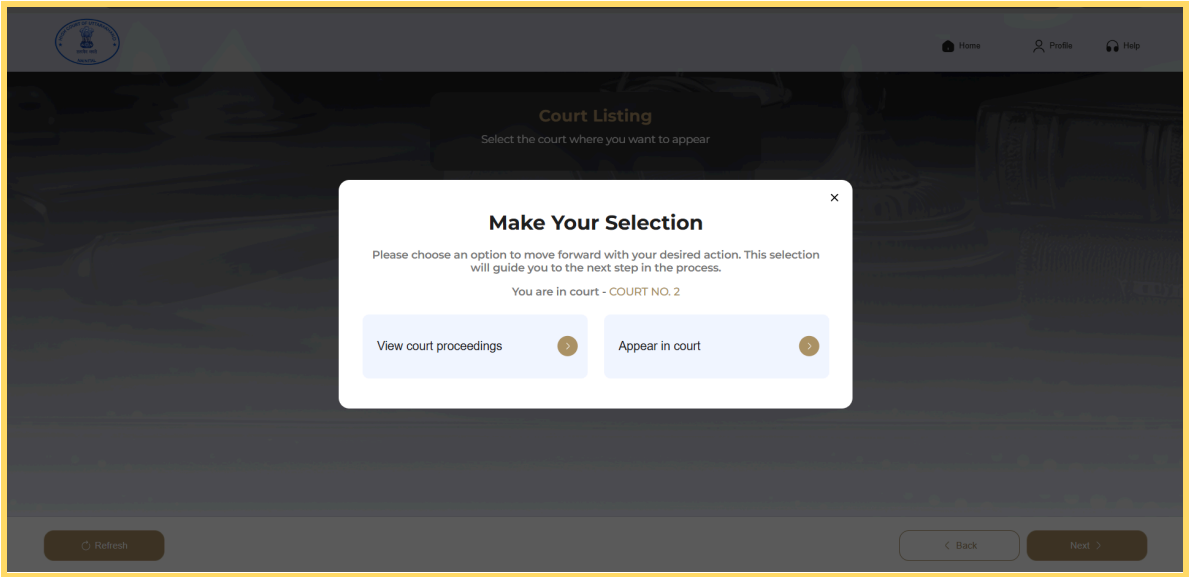


## 4. How to appear for a Serial Number in a court by an Advocate

After logging in, the user will be redirected to the court list page

Select the court and click on the next button

An advocate has the option to choose the active courts where they can appear for a case. The number under the Court name denotes the Serial numbers which are called in that court.

**E.g.**: An Advocate wish to enter Court COURT ROOM NO. CH:2

First, select the court and confirm that the selected court is correct by clicking the checkbox**.**

After clicking the checkbox, the "**NEXT"** button gets active then click on it.

Select the option **"Appear in Court"**; it will redirect you to the **Case Listing** page.


Confidential and Private - © 2026, Techgentsia Software Technologies Private Limited

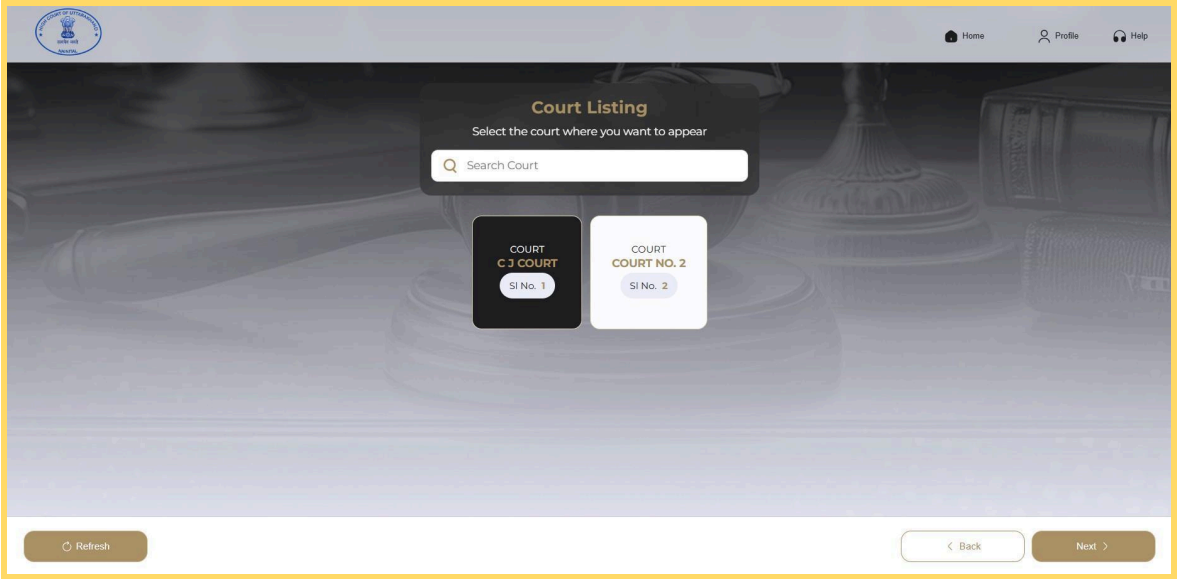


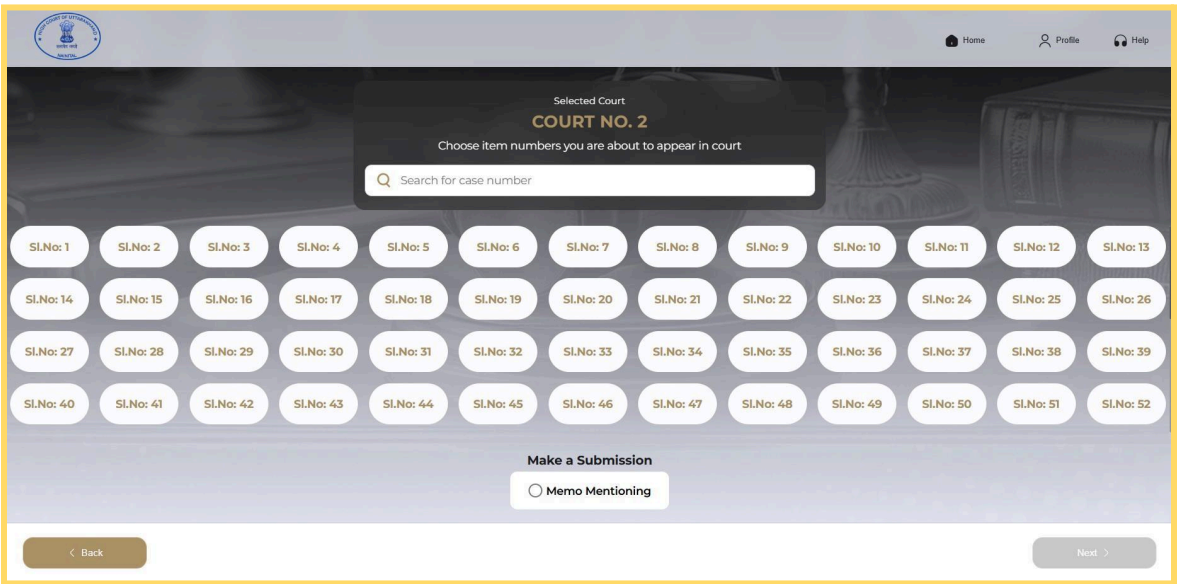


On this page, an Advocate has the option to select the **Serial Numbers/Case Number** from the lists in which they wish to appear. If you have a **Memo/Mentioning**, the Advocate can select that as well.

On clicking the **NEXT** button, you are redirected to the Audio/Video input Settings Page.

where you can select your audio/video devices connected to the Computer/Laptop.

## 4.1 Audio/Video input Settings selection page

It provides an option to select the proper audio input devices, like Microphones, audio output devices such as Headphones and video input such as Cameras.


Confidential and Private - © 2026, Techgentsia Software Technologies Private Limited

**A user can enter the meeting page only after selecting the input/output devices properly.**
After selecting audio/video, clicking the **Proceed** button will redirect you to the **Meeting** page.

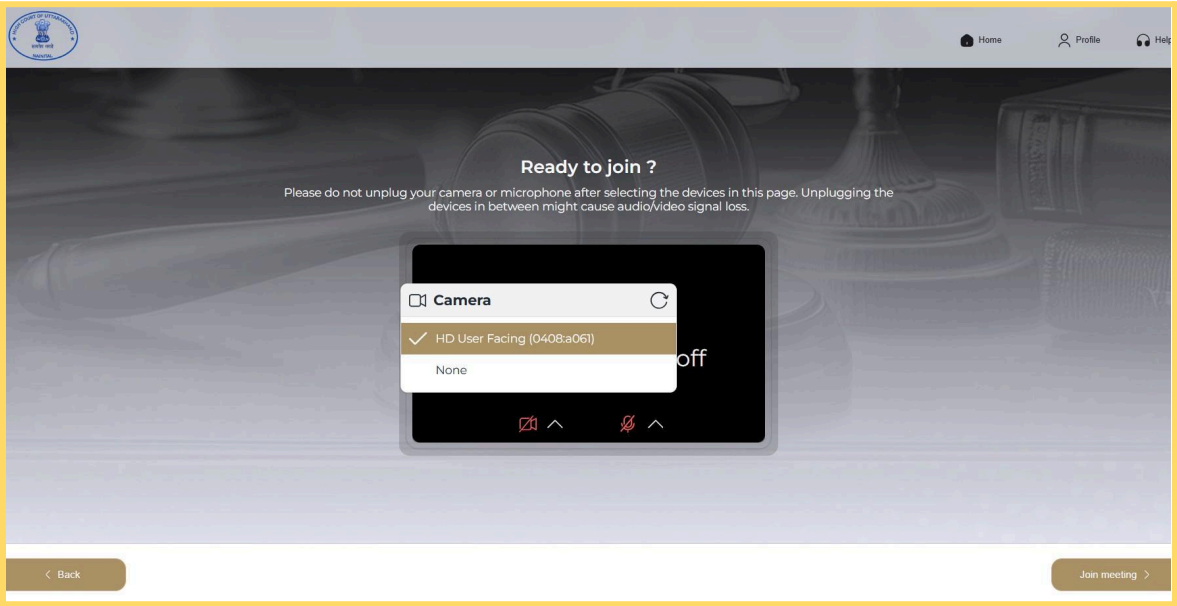


## 5. How to View the Court Proceedings as a Passive User

An advocate also has the option to view court proceedings without interfering with the court. To do this, they must select the appropriate court, click the **Proceed** button, and then choose the **View Court Proceedings** option from the **You Are Here For** page. After making this selection, they will be redirected to the **Audio/Video Input Settings** page. Once audio and video are selected, clicking the **Proceed** button will redirect them to the **Meeting** page.

**Note**: If the advocate submits a hand raise request and the Master accepts it based on the judge's instruction, the passive advocate will be converted to an active participant in the court.


Confidential and Private - © 2026, Techgentsia Software Technologies Private Limited

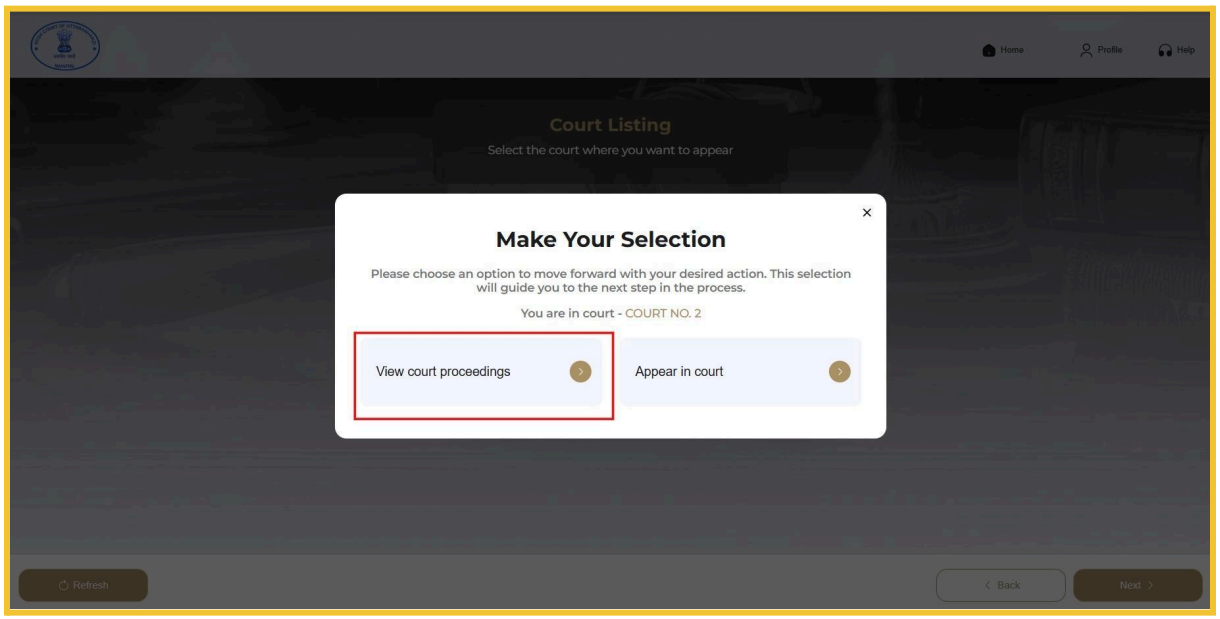


# 6. Meeting page controls of Advocates

## 6.1 Passive Advocate Meeting page

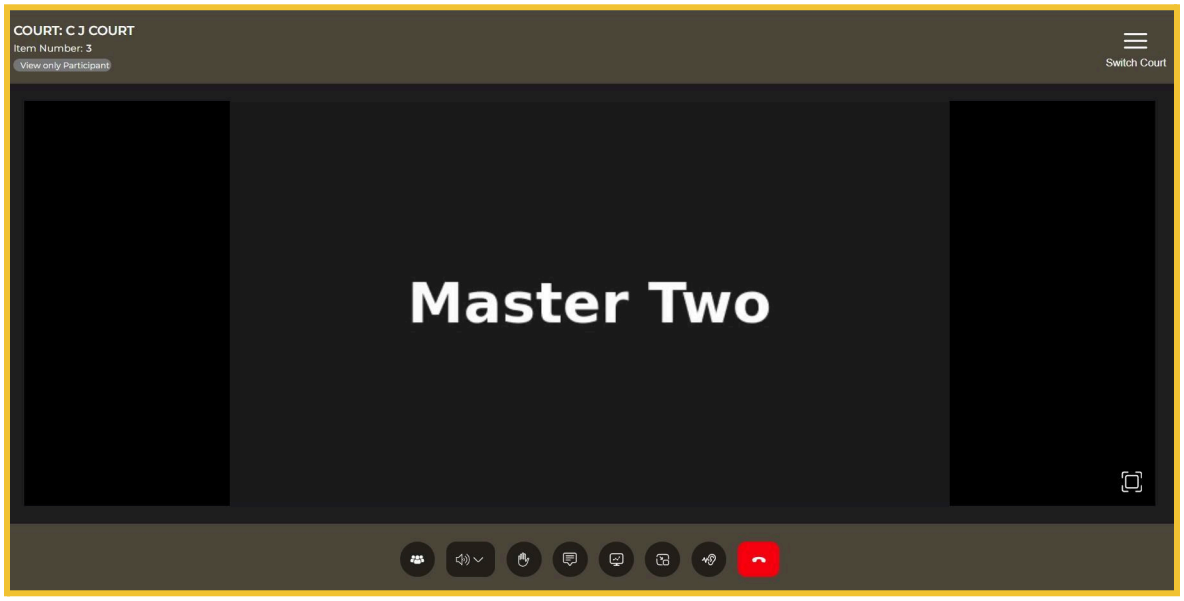



Confidential and Private - © 2026, Techgentsia Software Technologies Private Limited

## 6.2 Active Advocate Meeting page

When the court Officer calls the Serial numbers selected by the advocates, they are automatically active in that particular case and appear in the court with their audio and video. When the Court officer calls the open session, all appearing advocates will join as active participants. When the Court officer calls the closed session, they will switch to passive participants.

**The meeting room options available for active users are:**

- **Raise hand button (For passive users)**
  It helps to notify the Court Officer to make the advocate/Party in Person/Public an Active participant. Once the Court master accepts the request, the advocate will get an option to say something in that court.

- **Exit Court button**
  It will help to exit all the courts.

- **Menu button**
  It helps the advocate to see all the courts active at present. An advocate can switch to other courts easily and view the proceedings happening in each court.

- **Screen share option (For active users only)**


Confidential and Private - © 2026, Techgentsia Software Technologies Private Limited

By clicking this button, a request is sent to the court officer's side. After approving the request, the user can share their screen.

- **Participant List**

  This button provides an option to see the active and passive participants.

- **Flash messages**

  By clicking this button, we can see the Flash messages from the Court officer and admin.

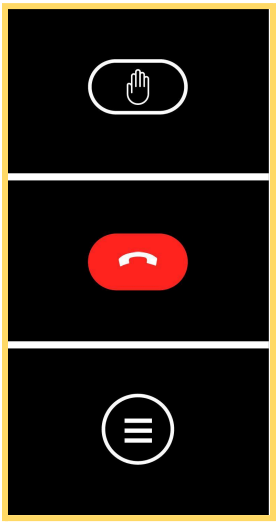

→ **Hand raise request button to notify a Court master**

→ **Exit Court button**

→ **Menu button to view the Active/Live Court list.**

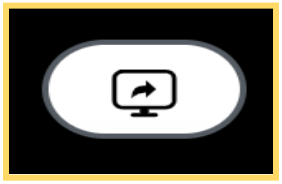

→ **Screen share button**

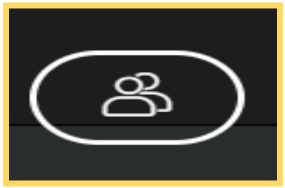

→ **Participant List button**



→ **Flash messages**


Confidential and Private - © 2026, Techgentsia Software Technologies Private Limited

→ **Meeting Statistics**



→ **Picture-in-Picture**

## 7. Switch Court

It helps the advocate to see all the courts active at present. An advocate can switch to other courts easily.

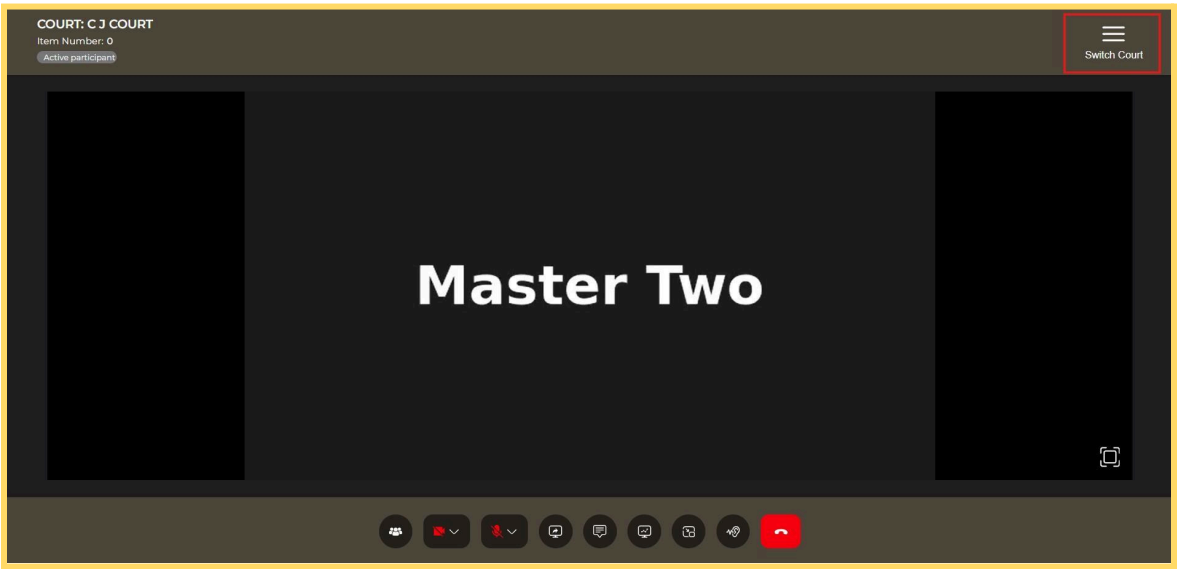



Confidential and Private - © 2026, Techgentsia Software Technologies Private Limited

An advocate will easily switch to other courts by clicking the active courts listed here.

## 8.Chat

The chat option is available for sending and receiving messages as well as documents.

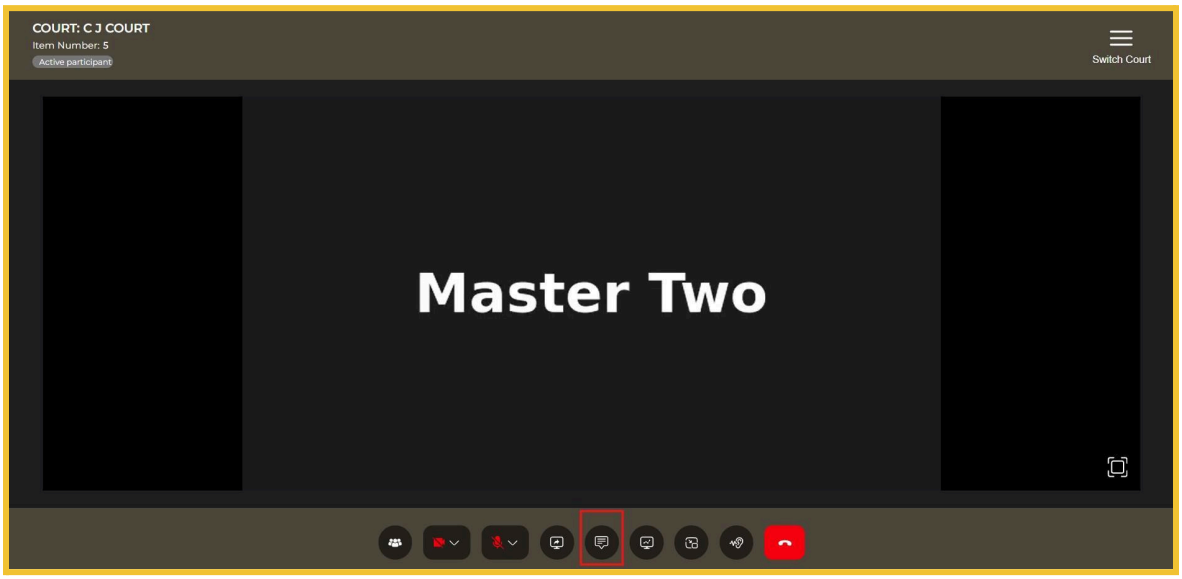


Passive advocates can send chat messages only after they receive approval from the master. Once the master grants permission, Advocates will be able to communicate through the chat feature to share messages or documents as needed.


Confidential and Private - © 2026, Techgentsia Software Technologies Private Limited

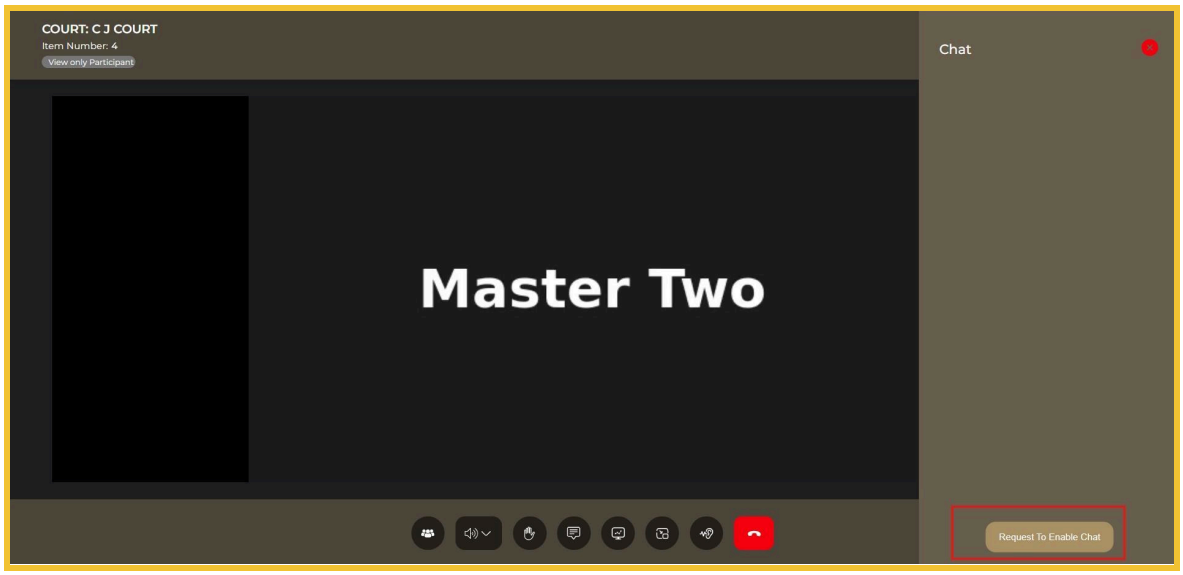


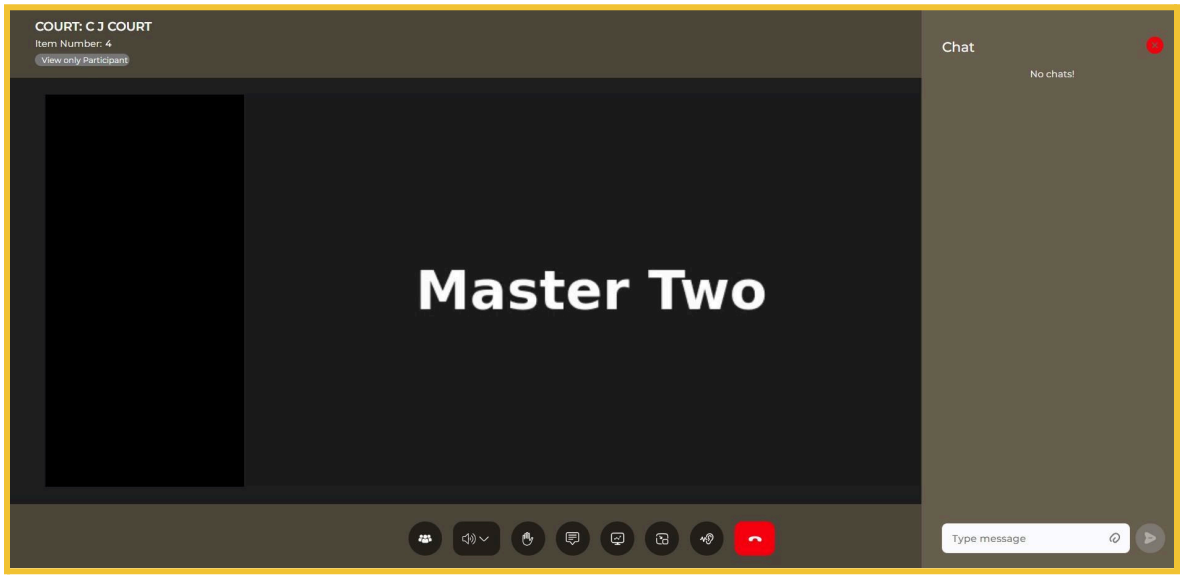




→ **The attach file button helps to upload images, PDF files, etc., up to a file size of 10 Mb.**

→ **Chat Send Button**


Confidential and Private - © 2026, Techgentsia Software Technologies Private Limited

# 9. How to change/reset the password of an Advocate/Party In Person/Public

1 .Click on the forgot password link-

https://highcourtofuttarakhand.vconsol.com/auth/forgot-password

2. Enter your registered phone number

3. Enter the OTP and new password, then click the Submit button.


Confidential and Private - © 2026, Techgentsia Software Technologies Private Limited

**CONCEPTUALISED & DEVELOPED BY**
**TECHGENTSIA SOFTWARE TECHNOLOGIES P LTD**

Write to sales@techgentsia.com
Call +91 9846799329 | +91 9400659329
www.techgentsia.com
www.vconsol.com


Confidential and Private - © 2026, Techgentsia Software Technologies Private Limited