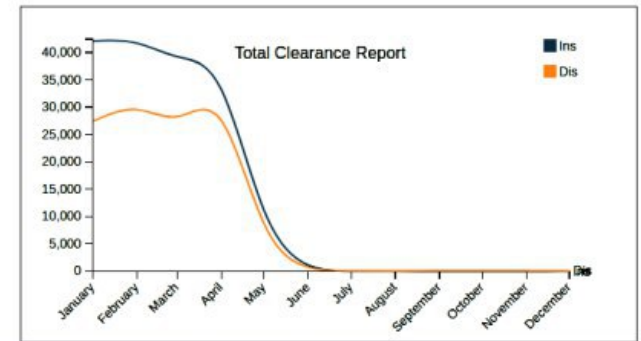
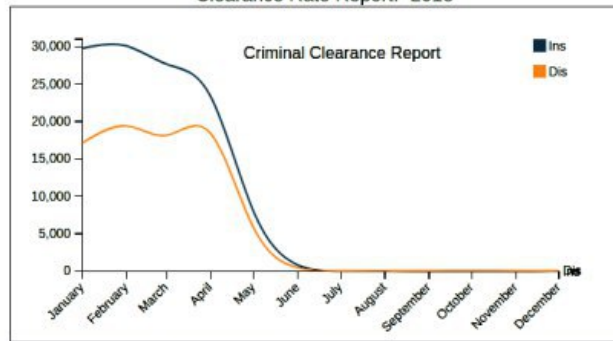
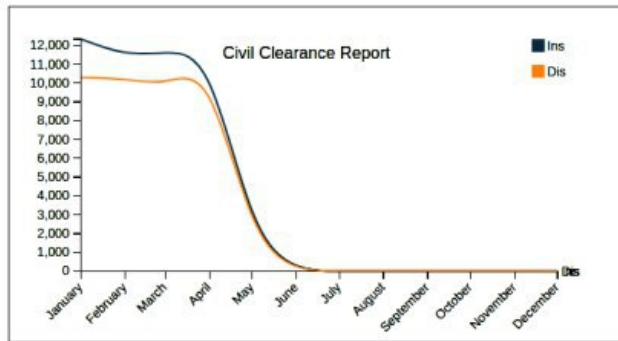


\* High Court:-    
 \* Year:-

Clearance Rate Report:- 2018



Sr No	Name of District	Case Type	January		February		March		April		May		Jun		July		August		September		October		November		December	
			Ins	Dis	Ins	Dis	Ins	Dis	Ins	Dis	Ins	Dis	Ins	Dis	Ins	Dis	Ins	Dis	Ins	Dis	Ins	Dis	Ins	Dis	Ins	Dis
<b>Civil Total</b>			12345	10300	11462	10242	11644	9867	11639	10996	1835	1602	0	0	0	0	0	0	1	0	0	0	0	0	0	0
<b>Criminal Total</b>			29755	17102	30984	20732	26894	16353	27049	22802	5054	2856	1	15	0	61	0	81	1	0	0	1	0	2	0	75
<b>Grand Total</b>			42100	27402	42446	30974	38538	26220	38688	33798	6889	4458	1	15	0	61	0	81	2	0	0	1	0	2	0	75