Contents

1 General Information 1
1.1 Key Features 1
2 Accessing the application 2
3 Home Page 3
3.1 Dashboard 4
3.2 Cause List 5
3.3 Pending 13
3.4 Disposed Dashboard 14
3.5 Imp Cases 14
3.6 Briefcase 15
3.7 Calendar 15
4 Paperless court 17
5 Order/ Judgements/ Deposition 19
6 Search Judgements 21
7 Important Judgements 22

1 General Information

Digital Courts – Green Initiative of Indian Judiciary has been developed to make court paperless/digital with ease to view case files/documents while sitting at home. Judges can view all the case-related pleadings, chargesheets, court orders etc of both civil and criminal cases.

In addition to the Desktop Application, Digital Courts is also available as Web application and can be opened directly from the browser irrespective of the operating system.

The document will cover the functionality of the Web Application.

1.1 Key Features

- Facility to monitor the pendency and disposal of cases
- Provision for document viewing
  - View e-Filed cases
  - View Chargesheets
  - View Interim Orders/Judgments
- Facility to add annotations to the documents
- Facility for voice to text conversion
- Facility to translate judgements in multiple languages
- Auto-generation of ODT file using readymade template
- Facility to access eSCR and High Court Judgements and mark important Judgements & add notes
- Integrated with JustIS mobile app to view important cases marked through JustIS mobile app

2 Accessing the application

Access the Digital Courts Web Application using following link

https://digital.ecourts.gov.in

The Judge can log-in into the system with Parichay using official e-mail ID.

Figure 1: Log-in through Parichay

3 Home Page

Upon successful login, the dashboard tab is displayed.
The following menu options are available in the system. The menu options can be accessed on the left side of the dashboard.

1. **Dashboard** – Overall status of the cases
2. **Paperless Court** – Enables searching of individual cases and viewing of all the uploaded documents including e-filed documents, chargesheets, interim orders and final order/ Judgements in pdf format. Facility is provided to add annotations to the document as notes.
3. **Dictation of Order/ Judgement/ Deposition**– Enables dictation of interim orders, judgements, deposition using voice to text facility in English or 8 other Indian languages. Readymade templates are provided to download the draft documents.
4. **Translation of Order/ Judgement/ Deposition –**Facility for translation of the typed/ dictated order into English or other Indian languages.
5. **eSCR/ Judgement Search**– Facility to search eSCR and High Court judgements is provided along with features to mark judgments as important and adding notes to the judgement.
6. **IMP Judgements** – All the judgements marked as important are listed here.

Various colour themes are provided to customise the interface under 'Settings' menu.

Figure 2: Settings Menu

Figure 3: Select Colour Theme

The home page has seven tabs listed.

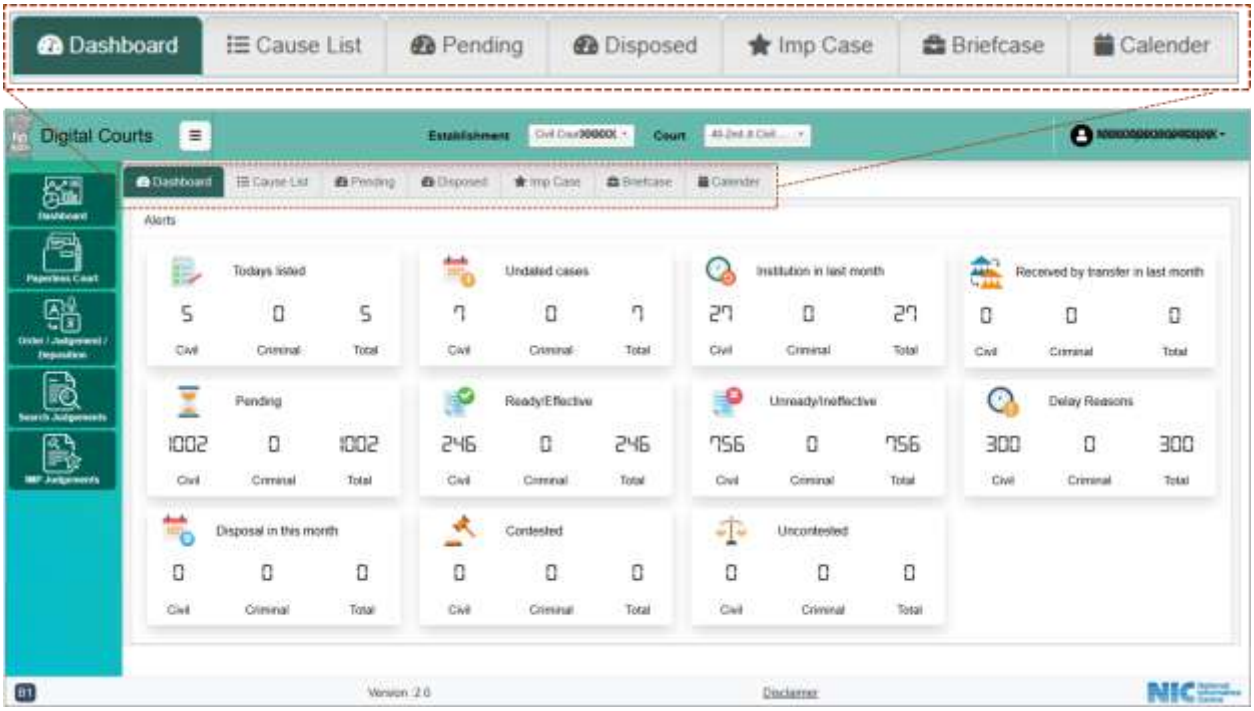

Figure 4: Home Page

3.1 Dashboard

The dashboard provides overall status of cases for the respective Courts and thereby helps in prioritising tasks for effective Court management. Drill down facility is available for all the counts. Counts of listed, pending, disposed, undated, delayed, transferred cases are available on the dashboard.

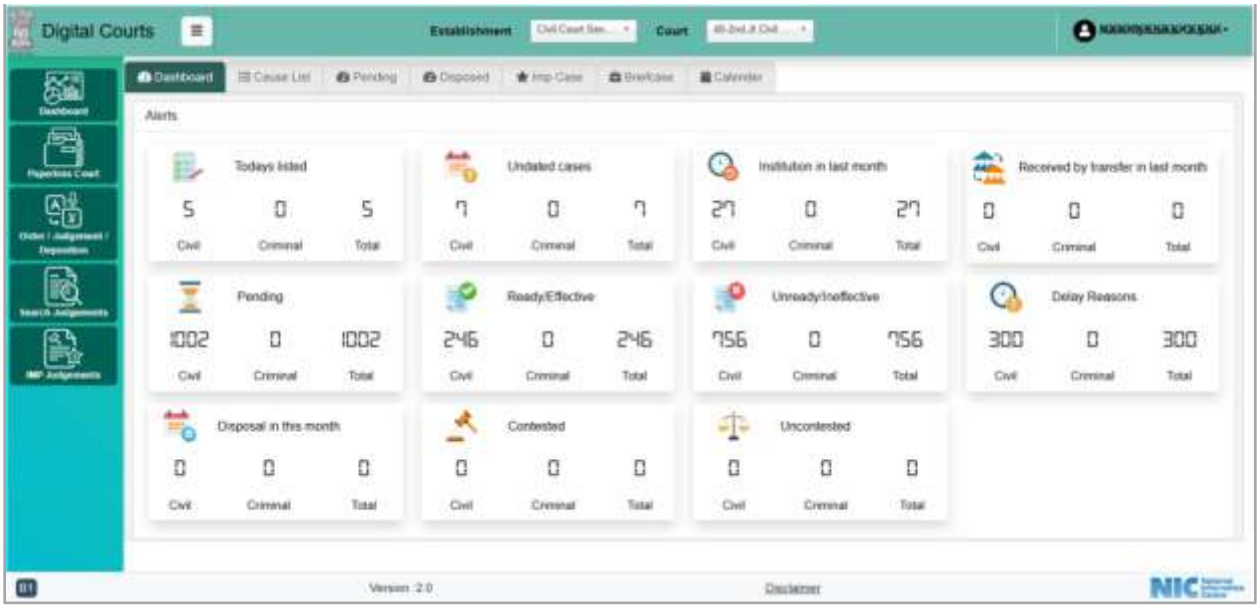

Figure 5: Dashboard Tab

3.2 Cause List

In the Cause List tab, the date-wise cause list is displayed.

- Select Establishment, Court and Date.
- Click on civil or criminal button to view respective cause list.

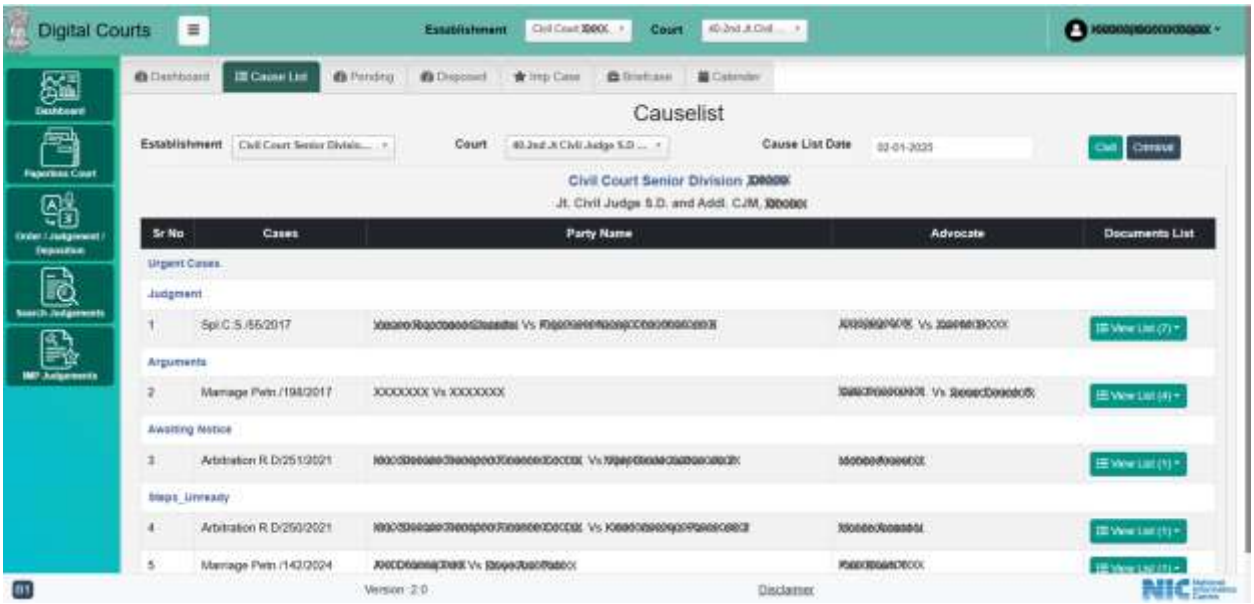

Figure 6: Cause List tab

For each case, the user can click on View List to see the relevant case files. The types of files that can be accessed are:

- E-Filed documents
- Chargesheet
- Order/Judgement
- Deposition

Click on the File Name link to view the file.

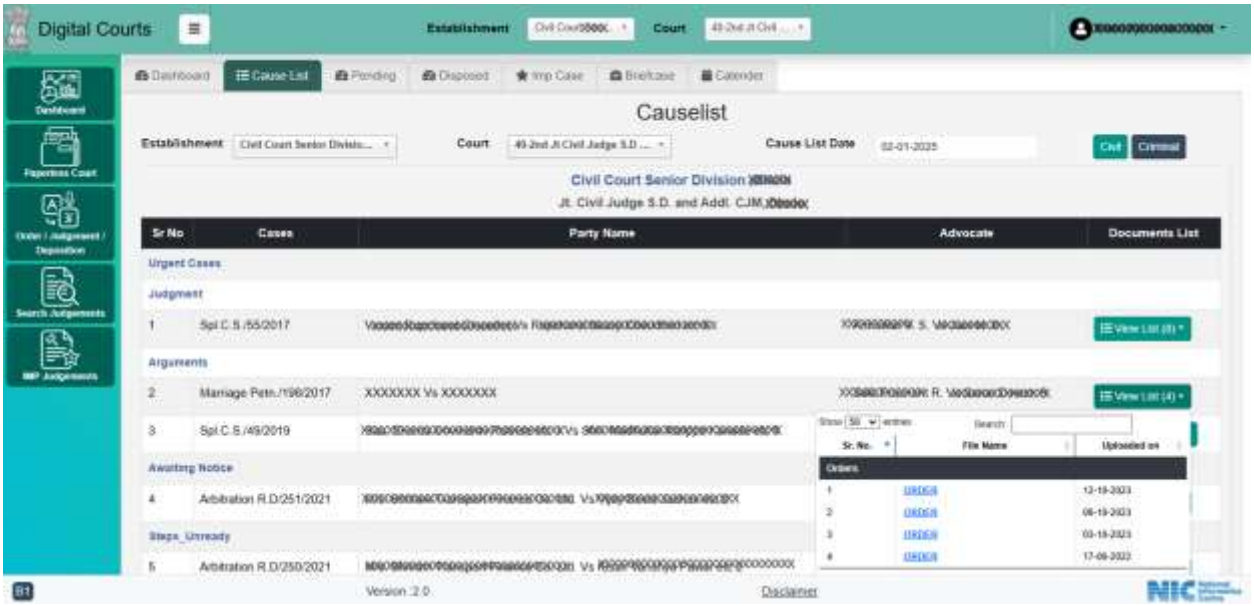

Figure 7: View List of documents for a case

When a pdf is displayed, all the documents available for the case are listed in the left panel and can be opened by clicking on the document name.

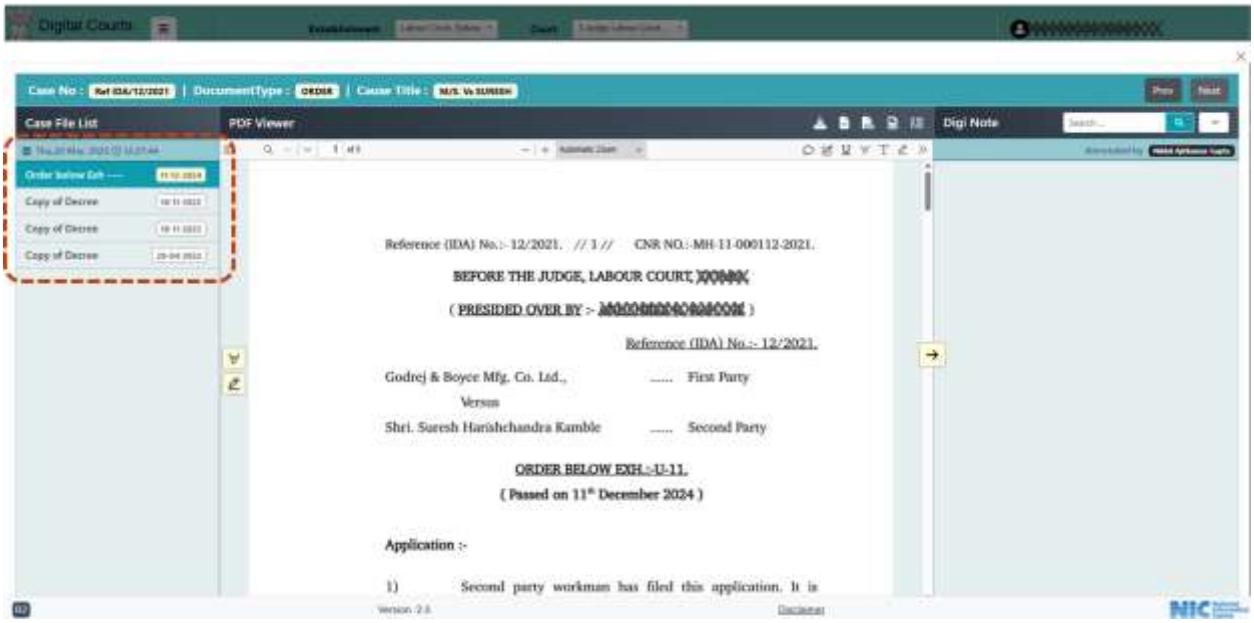

Figure 8: View Document

Facility to add annotations to the document is available. Details of added annotations are displayed in the right panel. Added digi-notes will be saved for future reference.

Figure 9: Adding annotations to document

Following types of digi-notes can be added-

SN	Facility	
1	Annotations	

2	Sticky Note	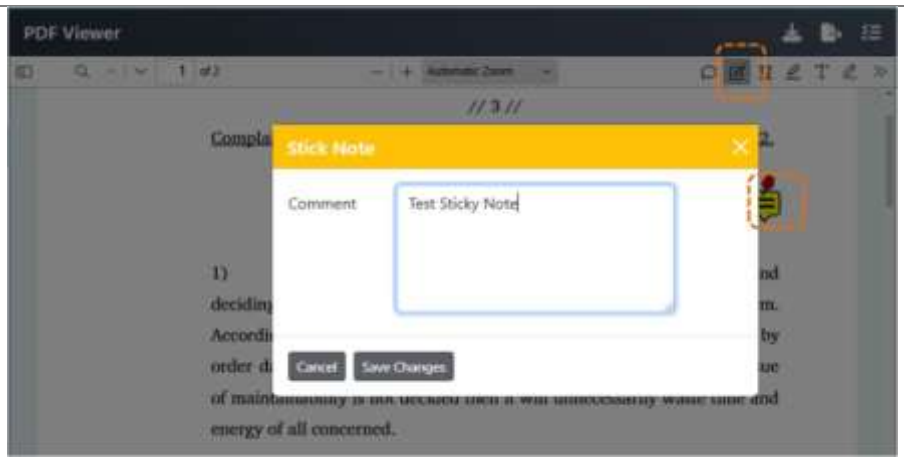
3	Underline	
4	Highlight	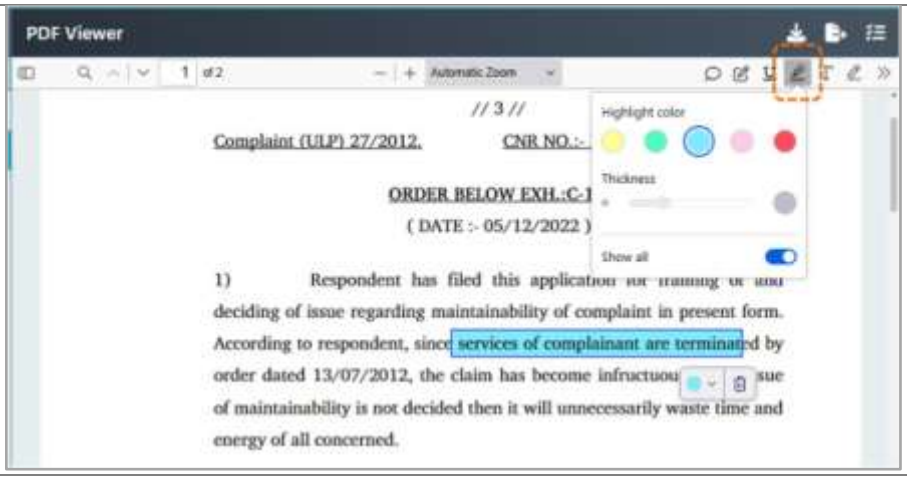

5	In-line text	
6	Ink Editor (Free draw)	
7	Note Pad- Facility to add notes related to the document.	

8	Draw Pad Facility to write / draw notes related to the selected document	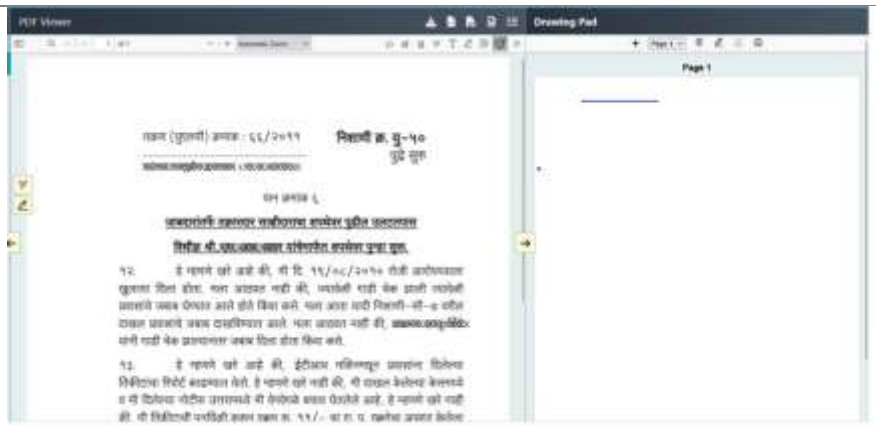

If saved annotations are not visible on the document, click on the page number or corresponding notification in the right panel to view the annotation/s.

Figure 10: Click on Page number to view added digi-notes

Added digi-notes can be edited or removed by clicking on the corresponding icons on the individual note details.

Figure 11: Edit/ delete icons for added digi-notes

The document along with digi notes can be downloaded as pdf by clicking on the download icon.

Figure 12: Download PDF

Figure 13: View downloaded PDF

Summary of notes can be exported in html, pdf or word format by clicking on the corresponding icons.

Figure 14: Export html/View summary of digi-notes

Digi Note Summary for [redacted]

Case No.	Ref IDA/12/2021	DocumentType	ORDER
CauseTitle	M/S. Vs SURESH	Date	Thu, 20 Mar, 2025 12:33:34

#	Page No.	Icon	Annotation Type	Comment	Date
1	Page-1		Stick Note	Test Sticky Note	Thu, 20 Mar, 2025 12:33:15
2	Page-1	U	UnderLine	Application :	Thu, 20 Mar, 2025 12:33:47
3	Page-1		HighLight	of depositing 50% wages	Thu, 20 Mar, 2025 12:34:08
4	Page-1	T	FreeText	Sample Inline Text	Thu, 20 Mar, 2025 12:33:23

Figure 15: Exported html

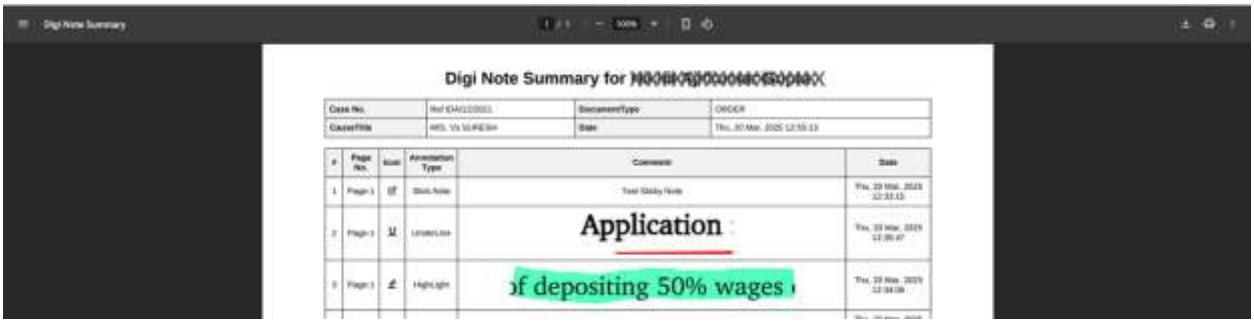

Figure 16: Exported PDF summary

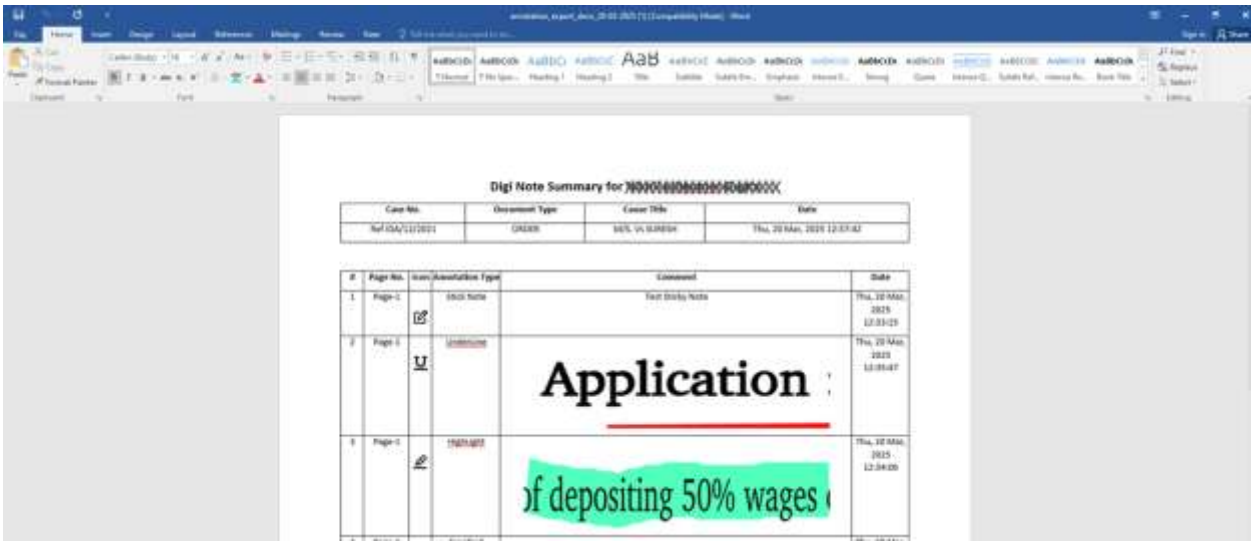

Figure 17: Exported Word summary

Alternatively, it can be viewed directly by clicking on the list icon. Annotation facility is also available in the Paperless Court menu.

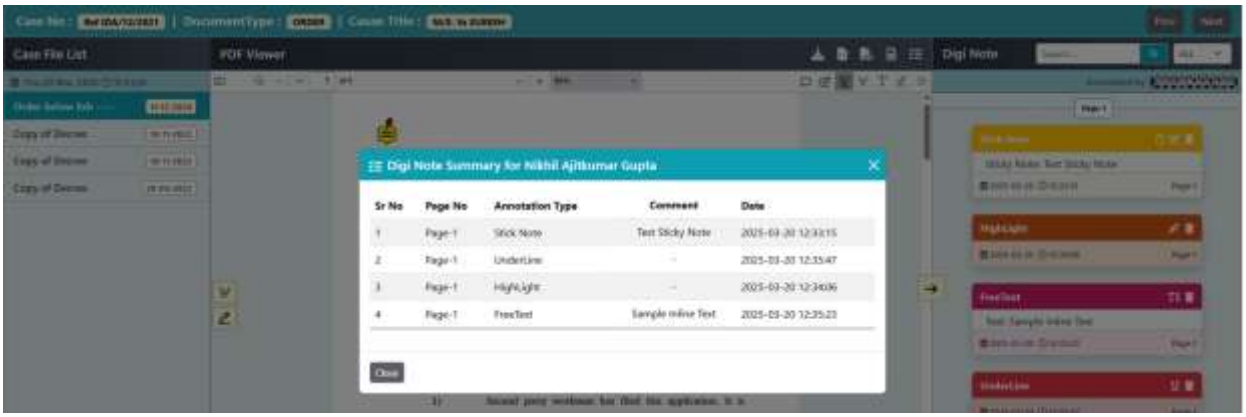

Figure 18: Summary of Digi-notes

3.3 Pending

The dashboard gives all the pendency related data. The data is available in grid form as well as graphical form. Additional filters of case type and case category are provided for deeper analysis.

Figure 19: Pendency Dashboard

3.4 Disposed Dashboard

The dashboard provides disposed cases data for different parameters. All the facilities are similar to Pending dashboard.

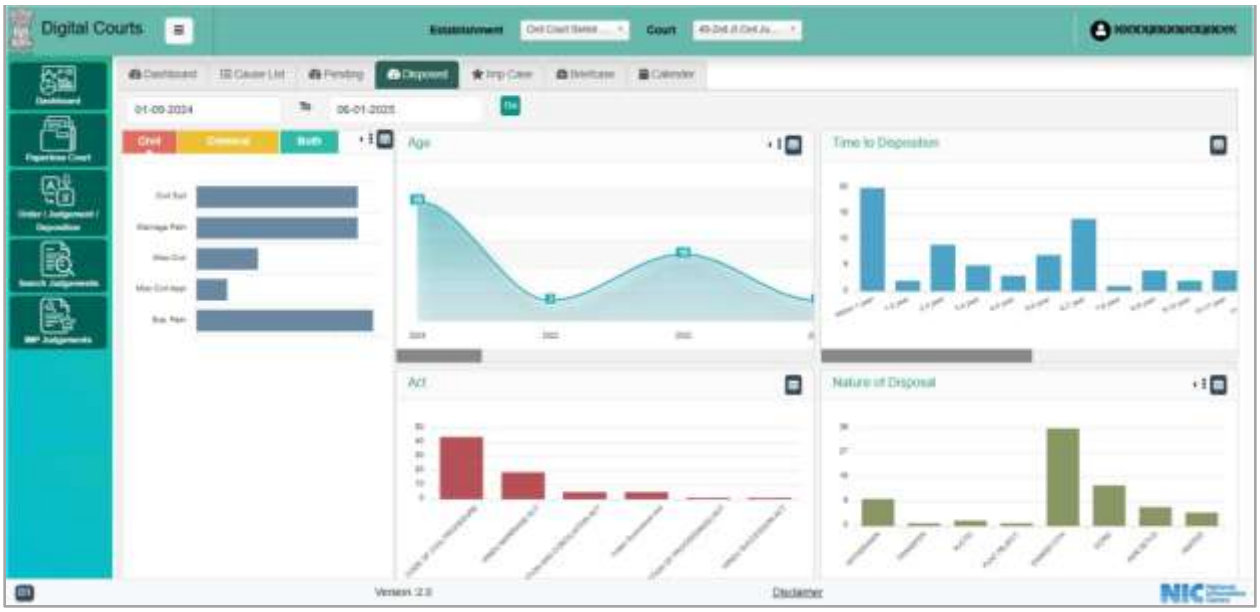

Figure 20: Disposed Dashboard

3.5 Imp Cases

All the cases, which are marked as important in the JustIS mobile app, are visible through this tab. However, notes added to these cases are not visible in Digital Courts. Click on the case number link to view case history.

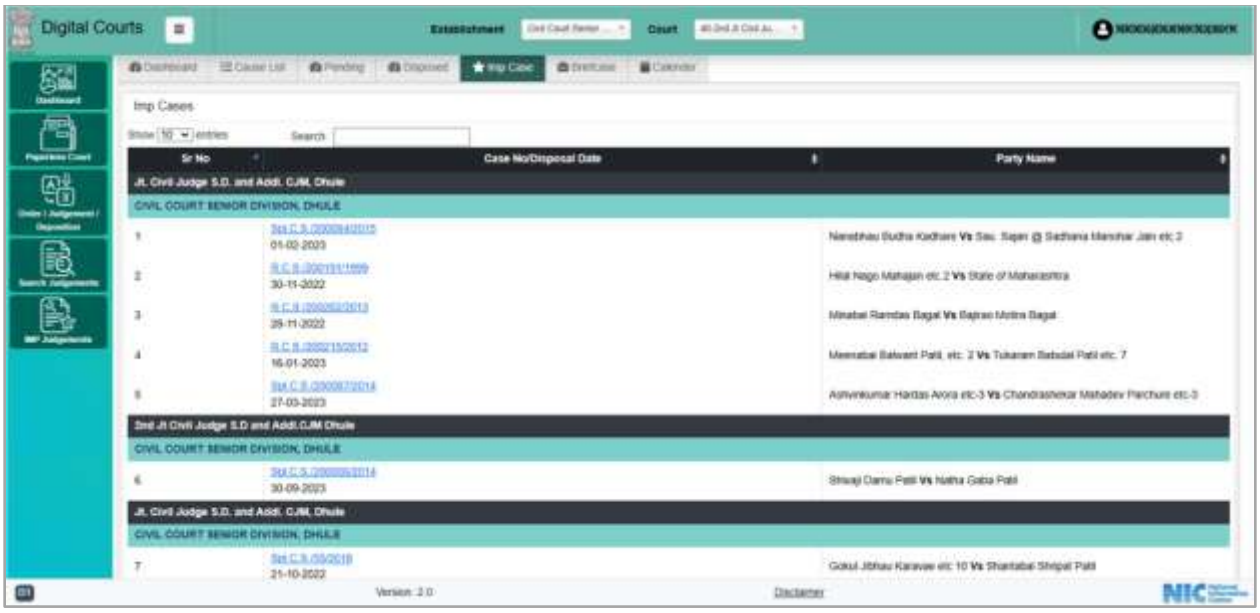

Figure 21: Important Cases tab

Figure 22: Case History

3.6 Briefcase

The facility enables Judges to view cases disposed during earlier presided Courts. Once the briefcase tab is selected, the user will be prompted to select designation; period for the selected designation will be automatically reflected in the date range.

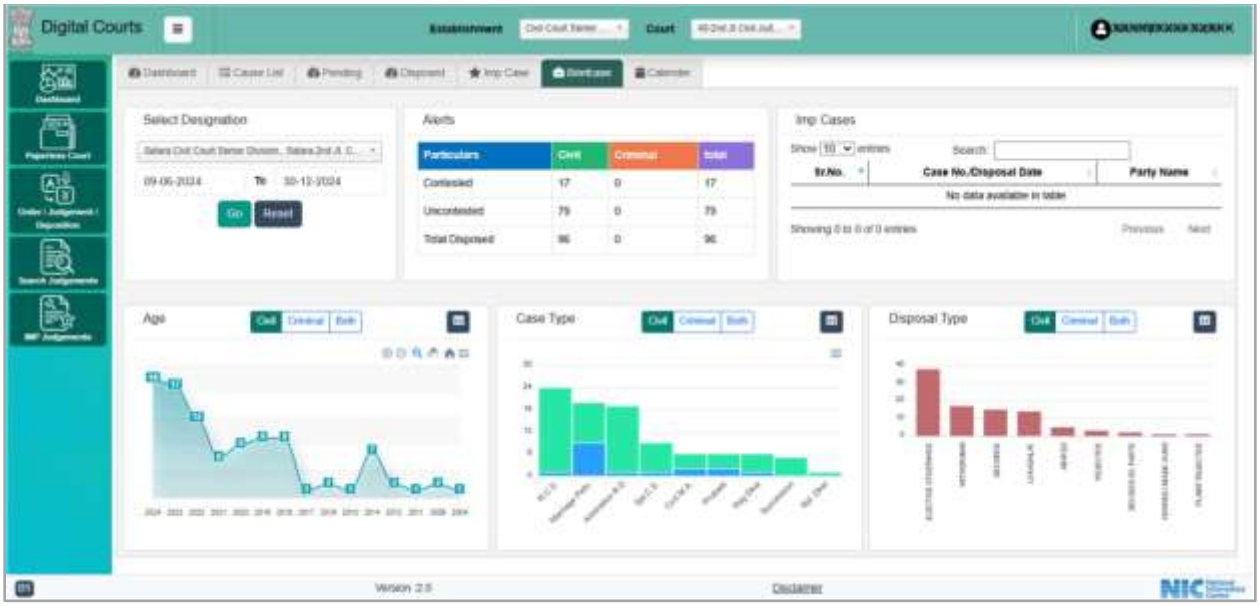

Figure 23: Briefcase

3.7 Calendar

Cases for selected date are listed along with ready and unready counts.

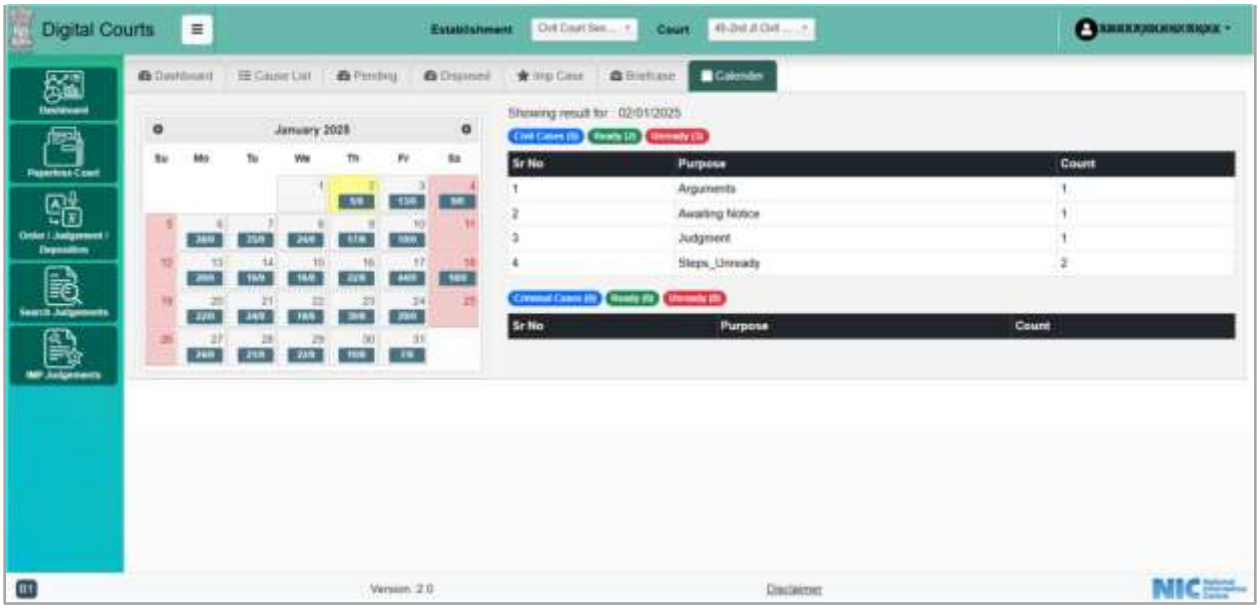

Figure 24: Calendar

4 Paperless court

The menu enables judge to review all the case details and documents related to a case.
Case can be selected from cause list or searched individually.

Case can selected from the Cause List or Individual Case can be searched using case number by selecting corresponding tab.

Cause List tab

All the facilities are same as the Cause List tab in dashboard section. Refer **Section** 3.2 for details

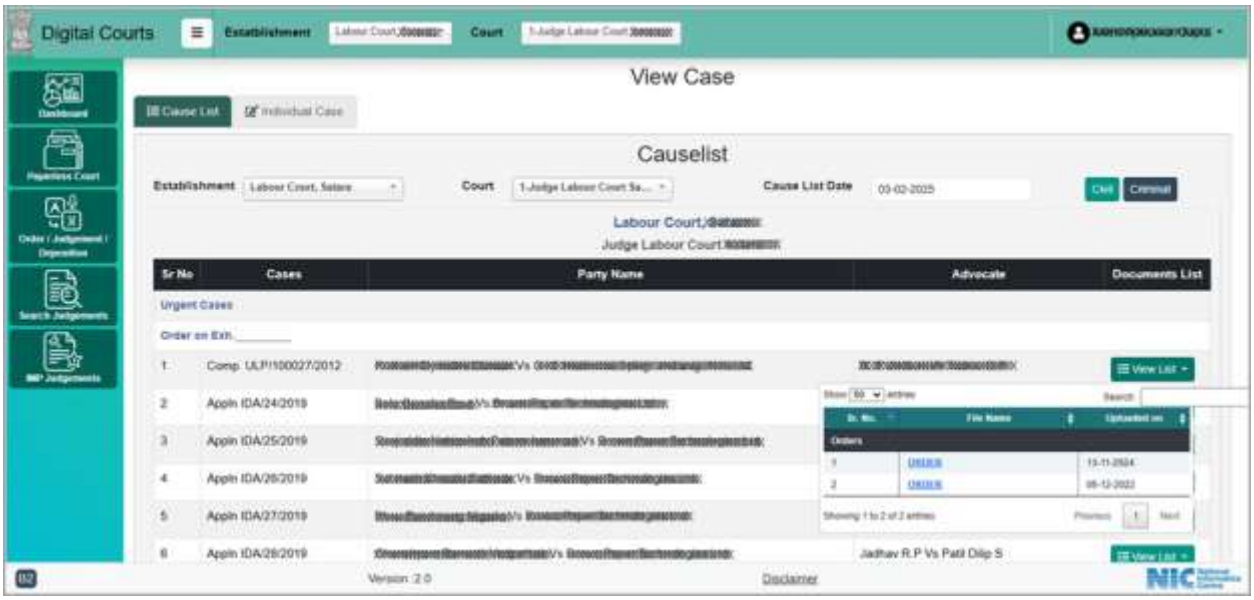

Individual Cases tab

The form enables Judge to search individual case based on the case number. List of all the documents available for the selected case is displayed. Click on the file name, to view the file. Annotations can be added as explained in section 3.2.

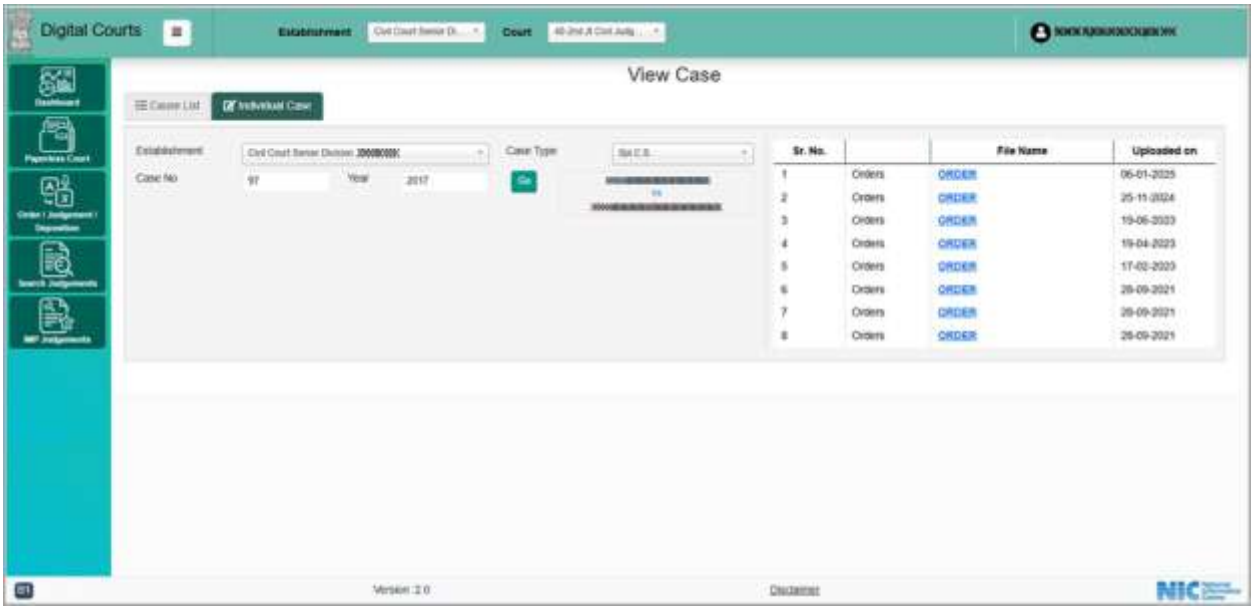

Figure 25: Individual Case tab

5 Order/ Judgements/ Deposition

The facility allows dictation of Order/ Judgement/ Deposition in English and 8 other Indian languages using voice to text facility. Once dictation is completed, facility is available to edit the document. The document can further be downloaded in ODT format using readymade templates.

- Select the case
- Select language for voice to text conversion. When 'Show other languages' checkbox is selected, total 8 languages are available for selection.
- Click on the mic icon and start reading, text will be displayed in the text window. Click on the 'stop' icon to stop the voice to text conversion. Edit the text, if required.
- Click on the Generate ODT button to download the order in .odt format. Downloaded order can be further edited.

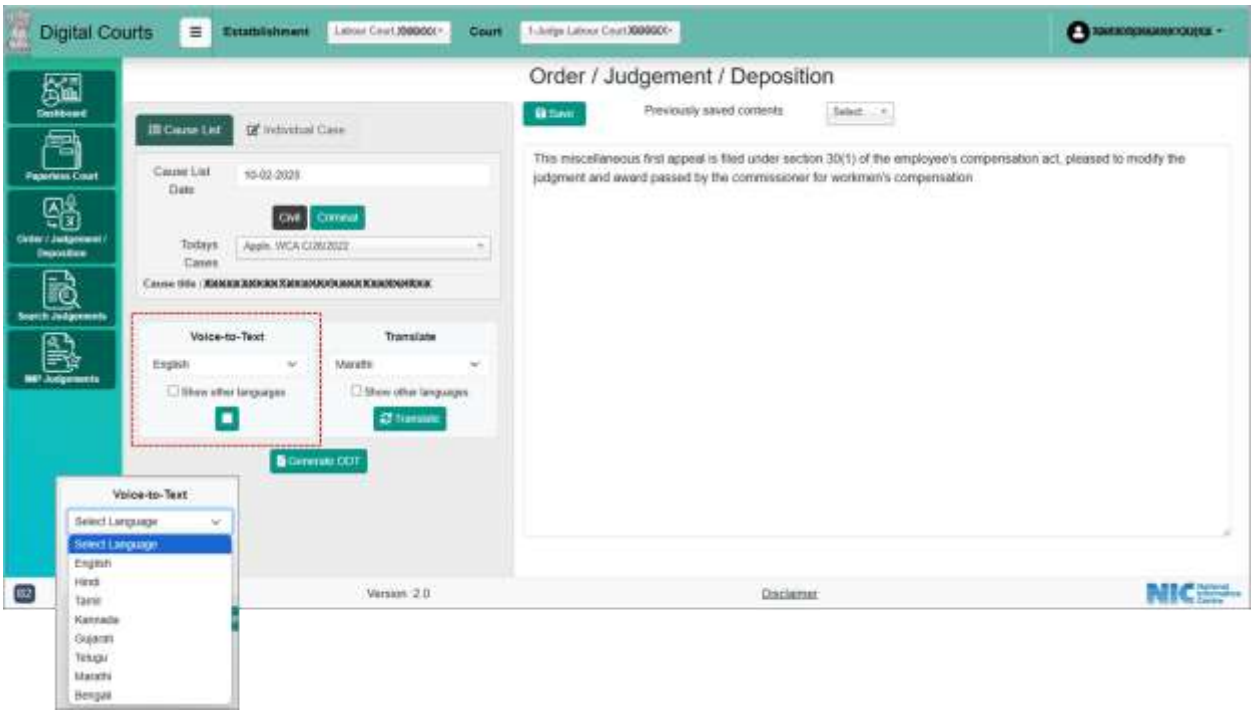

Figure 26: Voice to Text facility and languages available

MHLC110001362022

Date od Filing : 29-08-2022
Date of Registration : 29-08-2022
Date of decision :
Duration :

Court
1-Judge Labour Court
Judicial Officer Shri.

Appln. WCA C - C/26/2022

Age : 49
Occupation :
Address :

{EXTRA_PARTY_1}

Vs.

Age : 42

Figure 27: Sample .odt file

- Voice to text conversion can also be done in parts. In such case, click on the save button. To retrieve the saved content, select the case and select the corresponding date and time from the previous content dropdown.

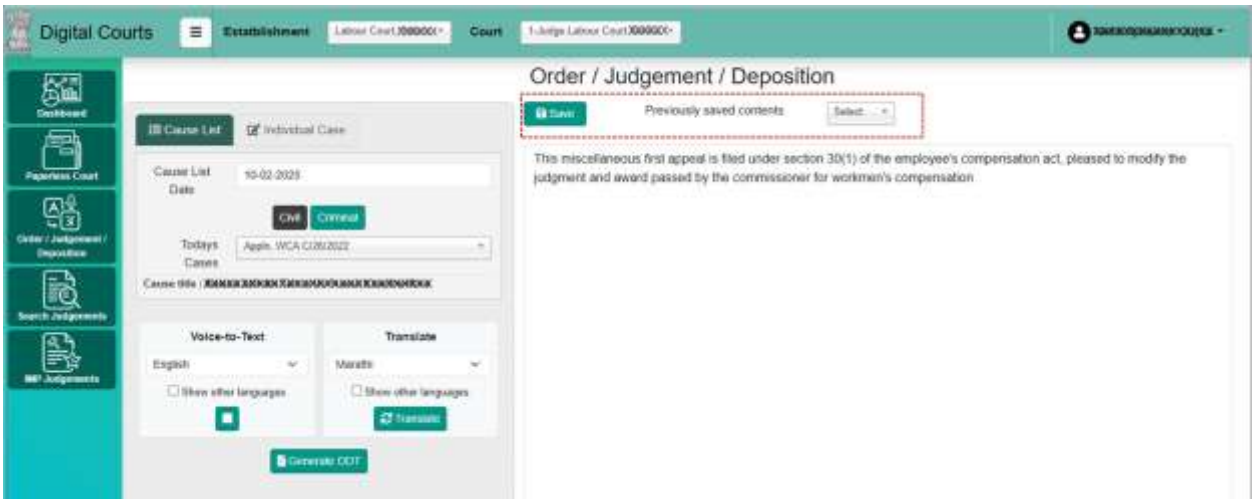

Figure 28: Retrieve previously saved content

- If typed/ dictated content is also required in other language/s, select the required language (Convert Into language) and click on the Convert button. Currently 18 languages are available excluding English.
- Click on Generate ODT to download .odt file. Downloaded file is editable.

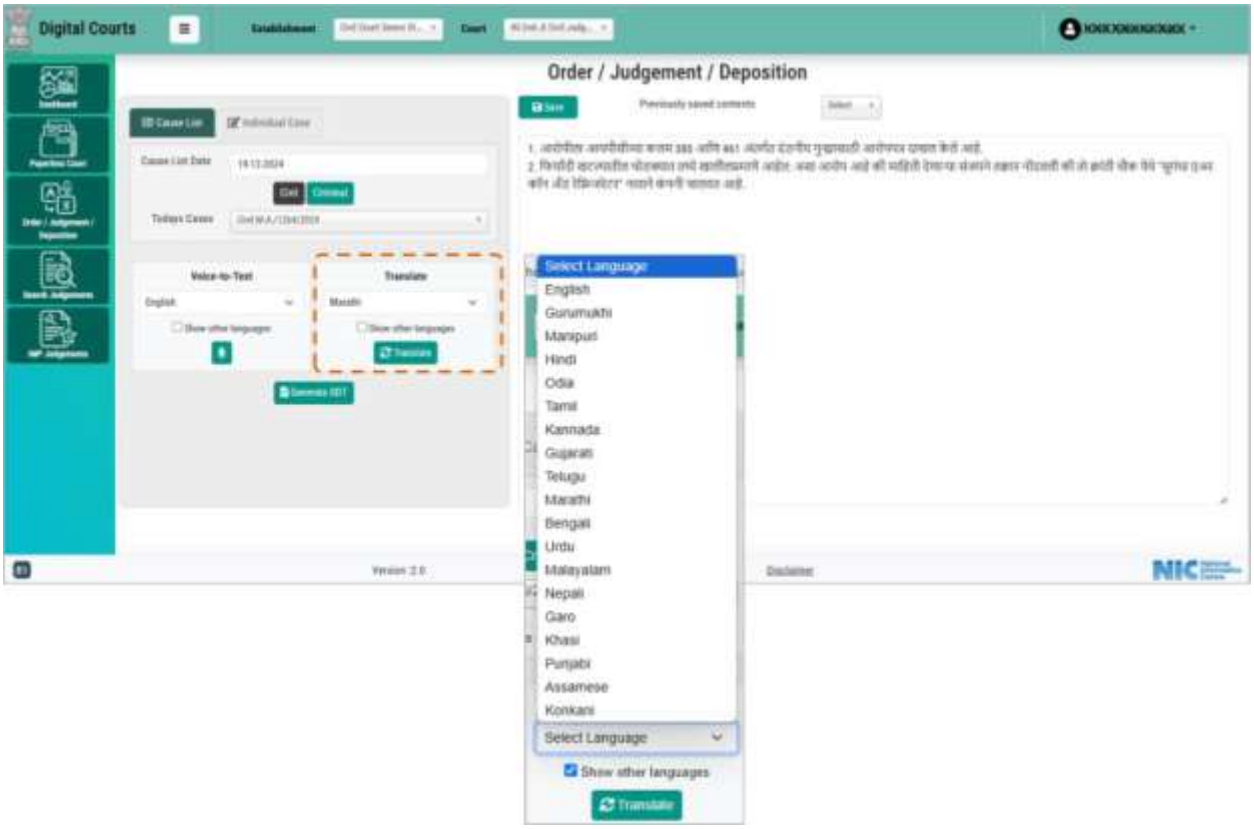

Figure 29: Translation Facility and languages available for translation

6 Search Judgements

The menu provides access to eSCR and High Court Judgement Search portal. User can search the eSCR or High Court judgments using various search criteria. Facility is provided to mark a eSCR/ High Court judgement as important by marking '*' for future reference. Notes can also be added for the marked judgement.

- Click on the star icon to mark judgment as important
- Click note icon to add notes

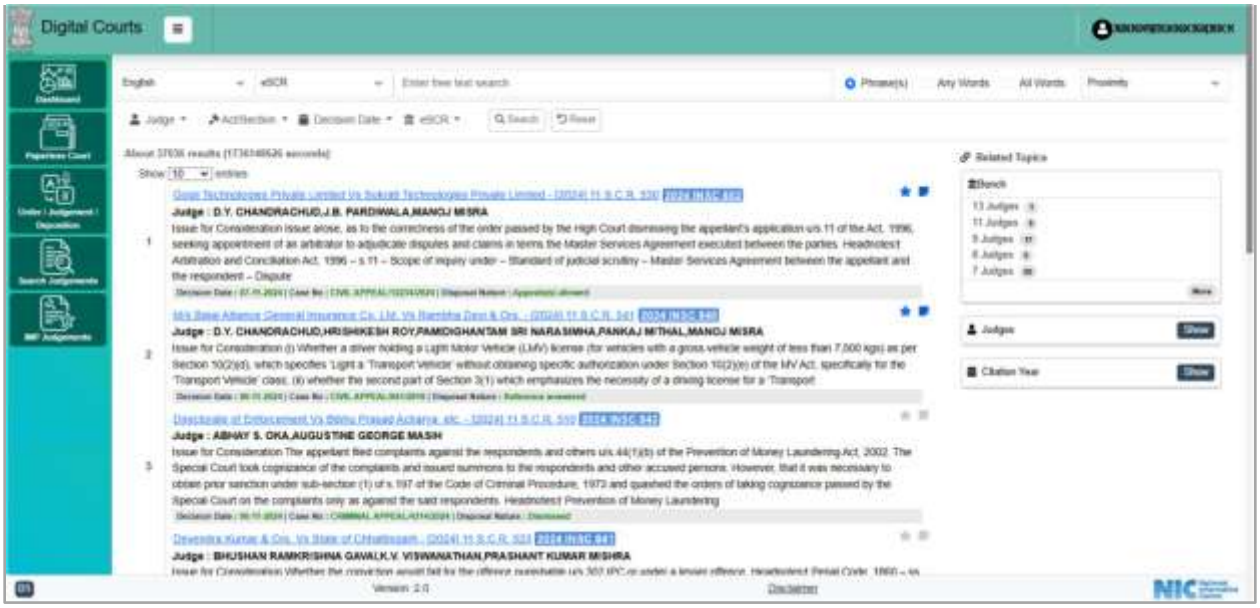

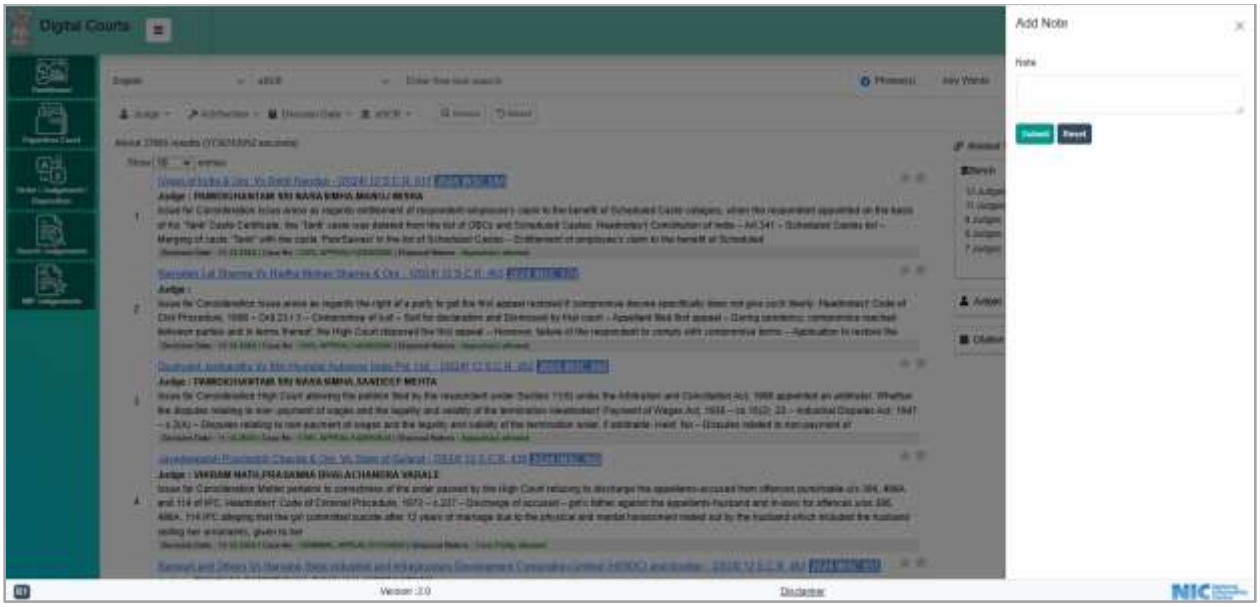

7 Important Judgements

All the judgements marked as important are displayed. Judgements can be searched based on keywords in notes. Corresponding notes can also be viewed by clicking on the Note icon.

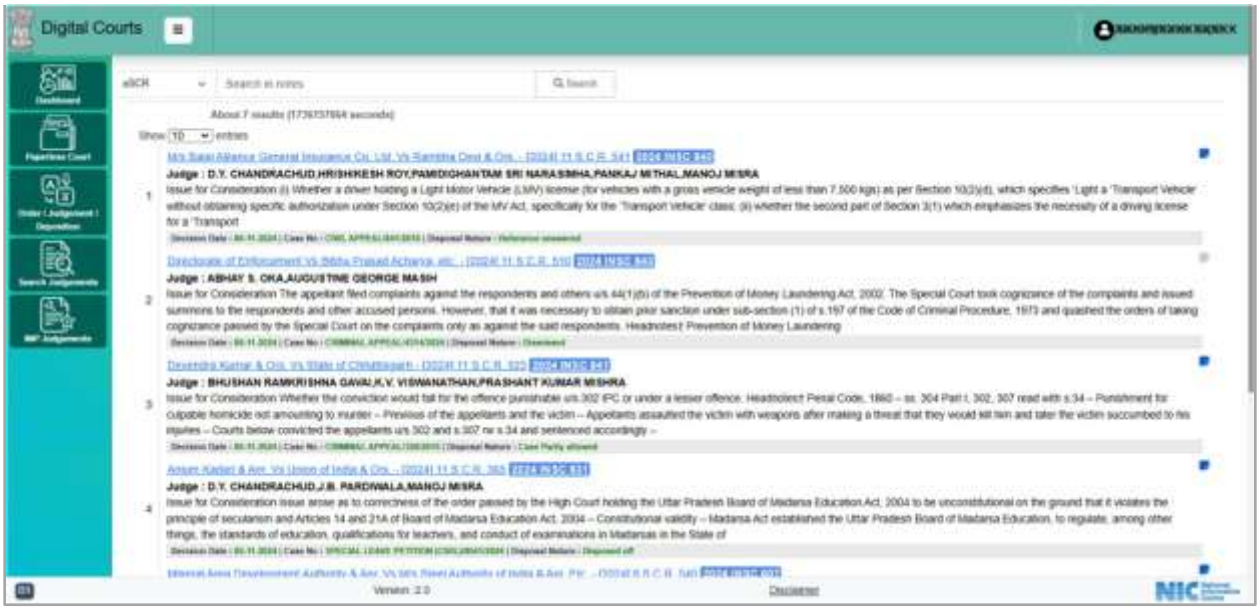
Digital Courts
eSCR
Search in notes
Search
About 7 results (1736757864 seconds)
Show 10 entries
Judge : D.Y. CHANDRACHUD,HRISHIKESH ROY,PAMIDIGHANTAM SRI NARASIMHA,PANKAJ MITHAL,MANOJ MISRA
Judge : ABHAY S. OKA,AUGUSTINE GEORGE MASIH
Judge : BHUSHAN RAMKRISHNA GAVAI,K.V. VISWANATHAN,PRASHANT KUMAR MISHRA
Judge : D.Y. CHANDRACHUD,J.B. PARDIWALA,MANOJ MISRA
Version 2.0
Disclaimer
NIC