

## Why choose ePay ?

ePay is Simple, Convenient and Secure way for online Court payments



### 01 Secure

One-Time-Password authentication provides secure way to your financial transaction.

### 02 Convenient

ePay online payments facility is a convenient service for paying your Court payments.

### 03 Easy to use

ePay provides user friendly payment interface, which makes transactions easy and simple.

### 04 Instant Receipt

ePay online payment facility generates acknowledgement receipt instantly for your each transaction.

ePay

eCourts Digital Payment



## Get in Touch

E-Committee Supreme Court of India

✉ [ecommittee\[at\]ajj\[dot\]gov\[dot\]in](mailto:ecommittee[at]ajj[dot]gov[dot]in)

[ecourts.gov.in](http://ecourts.gov.in)



न्याय विभाग  
DEPARTMENT OF  
**JUSTICE**



Scan to Visit

[pay.ecourts.gov.in](http://pay.ecourts.gov.in)



ePay

eCourts Digital Payment



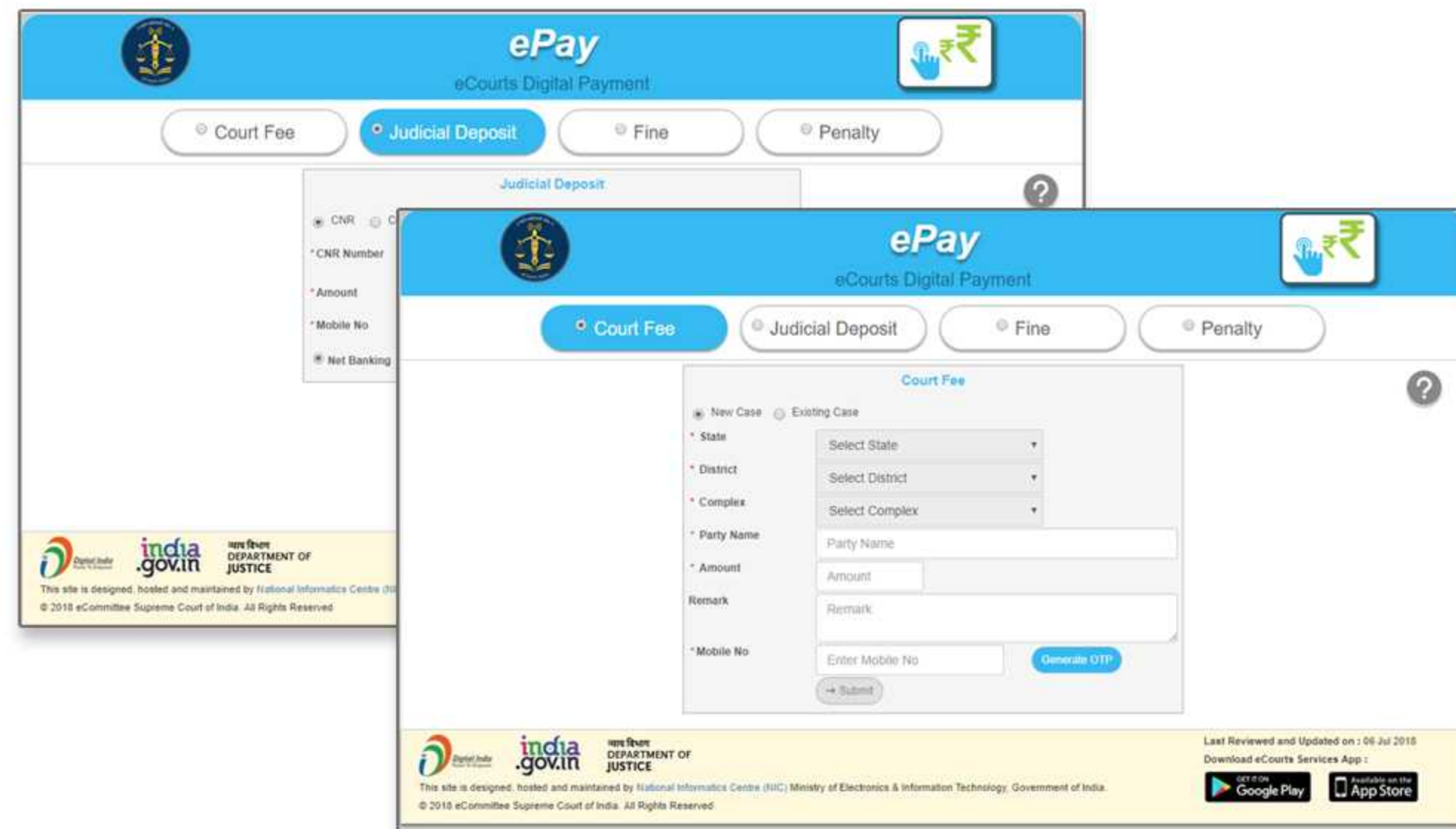
Online payment system for

Indian Judiciary

[pay.ecourts.gov.in](http://pay.ecourts.gov.in)

## About ePay

ePay is an official payment facility for Courts in India. An ePay system is a way of making transactions or paying for Court through an electronic medium, without the use of cheque or cash.



ePay has user friendly interface which makes online payments Simple & hassle free. You will get instant acknowledgement for each transaction.



## ePay Process



Visit [pay.ecourts.gov.in](http://pay.ecourts.gov.in)  
Visit [pay.ecourts.gov.in](http://pay.ecourts.gov.in) from your web browser to pay for Court.

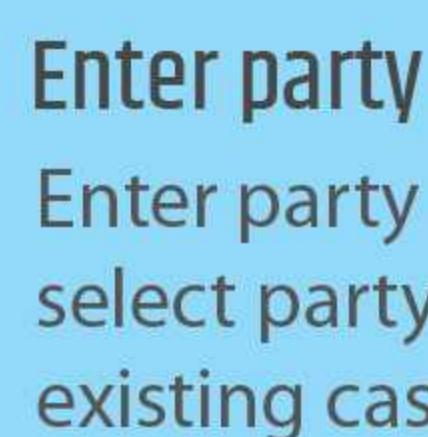
### Select payment option

Select payment option from menu like Court fee, Judicial Deposit, Fine, Penalty.



### Enter CNR NO. / Case No. (Mandatory field)

Enter CNR or other case details (State, District/Court Complex) to view party name.



### Enter party name

Enter party name for new case or select party name from dropdown for existing case.



### Enter amount

Enter amount for which you want to do online payment.



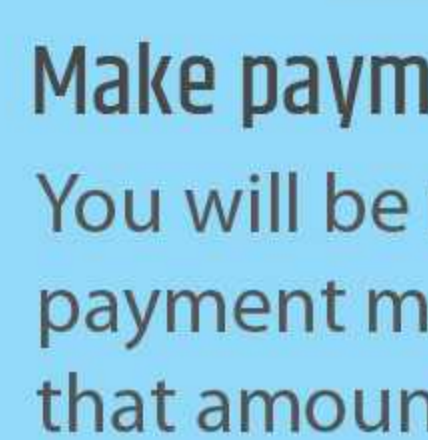
### Authenticate OTP

Enter mobile number & click on Generate OTP. You will receive OTP on your phone. Verify OTP to proceed.



### Select Payment type

Read all Terms and conditions. Then Select payment type (Net Banking, Credit/Debit Card) & click on Submit.



### Make payment

You will be redirected to your selected payment method. Make payment for that amount.



### Print Acknowledgement

After successful transaction you will be redirected to success page, where you can print acknowledgement.

## Advantages of ePay

### 01 Safe and Secure

ePay has OTP authentication service which provides security to your financial transaction.

### 02 Increased Speed & Convenience

ePay online payments facility is a fast & convenient way of paying your Court payments.

### 03 Quick & Easy

ePay is now quick & easy way for online Court payments.

### 04 User-friendly

ePay system has user friendly interface which makes online payments simple & hassle free.

### 05 Keep Records

You can now track and record your online transactions of Court payments.

### 06 Avoid Long Queues

Avoid long queues at Court counters for making payments of Court fee, Judicial Deposit, Fine & Penalty.

### 07 Go Cashless

Use ePay online Court payment facility & go cashless.