



ePay

eCourts Digital Payment

eCourt Digital Payment User Manual

pay.ecourts.gov.in

ePay - eCourts Digital Payment

pay.ecourts.gov.in



न्याय विभाग
DEPARTMENT OF
JUSTICE



Table of Contents

| | | |
|-------|---|----|
| 1. | Introduction | 2 |
| 2. | Court Fee..... | 3 |
| 2.1 | New Case..... | 4 |
| 2.2 | Existing Case..... | 8 |
| 2.2.1 | Procedure using CNR Number | 8 |
| 2.2.2 | Procedure using Case Number..... | 9 |
| 2.2.3 | Procedure using Filing Number..... | 10 |
| 2.3 | View Previous Transactions. | 11 |
| 3. | Verification and defacement of GRN in CIS | 13 |
| 3.1 | Verification of GRN in CIS..... | 13 |
| 3.2 | Deface GRN in CIS | 13 |
| 3.3 | Defaced eChallan | 14 |

Table of Figures

| | | |
|-------------|---|----|
| Figure 1 : | Court Fee - New Case | 4 |
| Figure 2 : | Court Fee - GRAS page | 5 |
| Figure 3 : | GRN | 5 |
| Figure 4 : | Bank Page..... | 6 |
| Figure 5 : | Successful transaction - Print Acknowledgement..... | 6 |
| Figure 6 : | eChallan..... | 7 |
| Figure 7 : | Court Fee - Existing Case | 8 |
| Figure 8 : | Court Fee - Existing Case | 9 |
| Figure 9 : | Court Fee - Existing Case | 10 |
| Figure 10 : | Court Fee – View Previous Transactions..... | 11 |

1. Introduction

Website URL: <https://pay.ecourts.gov.in> is developed for the purpose of depositing various types of Amounts in the Court through online mode.

On the web site following four options are available.

- Court Fee
- Judicial Deposit
- Fine
- Penalty

Of the above four options, ePay Portal is integrated with Online Receipts Portal of the respective State (e.g., GRAS, eGRAS) for online Payment of Court Fee. To avail this facility the payer is required to have a net-banking account with any of the banks listed by the respective state government portals. Facility of Payment across the Bank Counter is also made available (with limited Banks) for those who do not have net banking account.

- This is a 24X7 facility and citizen can make the payment any time of the day.
- On-Line filling of single challan form facilitates minimum fields of the challan to be filled.

Challan generated from ePay portal is submitted by the litigant/advocate in the court along with the case filed. The challan is verified and defaced in the court by using CIS S/W so that the same challan is not used again for any other purpose.

2. Court Fee

Two options are provided to pay court fee

1. Payment of Court Fee in **New Case**

Use this option if case is not registered.

2. Payment of Court Fee in **Existing Case**

Existing case can be searched by CNR number, Case Number and Filing number

3. View previously paid Court Fee Transactions

User can view his /her own transactions using **View Previous Transaction** option

2.1 New Case

Payment of Court Fee in New Case

Select State, District, and Establishment.

Enter Party Name Amount of Court fee, Remarks, Mobile Number.

Figure 1 : Court Fee - New Case

- Select the check box for “I Agree to above Terms and Conditions.”
- Click on Generate OTP and an OTP will be received on your mobile.
- Enter OTP within 2 Minutes of OTP generation and click on ‘Verify’ button.
- User can regenerate the OTP after 2 minutes.

- After verification, page of the Online Payment Portal for the respective state will be displayed.
- Select Bank for Internet Banking and click on 'Proceed for Payment'.

Payment For : **District And Sessions Court (PAY-COURTS)**

| | |
|------------------------|--------------------------------------|
| Payment Mode | e-Payment SBI epay Payment Gateway |
| Schema | 0030034801 |
| Tin No. | |
| Dealer Name | archana |
| Department ID | NMHAU0120180000453 |
| Challan Amount | ₹ 1 |
| Receipt Financial Year | 2018-2019 |
| Payment Period | One Time |
| Select Bank * | BANK OF MAHARASHTRA |

Proceed for Payment | Cancel

Figure 2 : Court Fee - GRAS page

- GRN number will be generated.

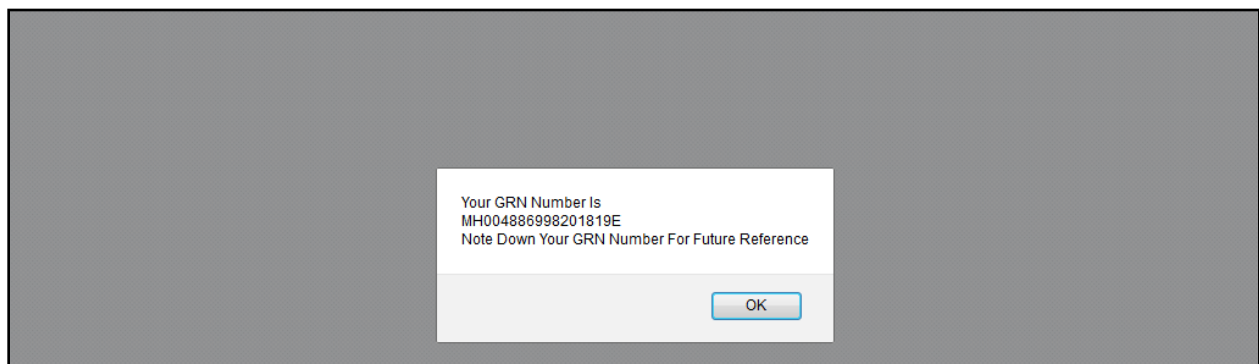


Figure 3 : GRN

Note the GRN Number Generated (for future reference).

- Click 'OK'.

User will be redirected to Bank Site.



Figure 4 : Bank Page

After payment, Transaction successful message with **Print Acknowledgement** will be displayed. Click on **Print Acknowledgement** to view e-Challan.

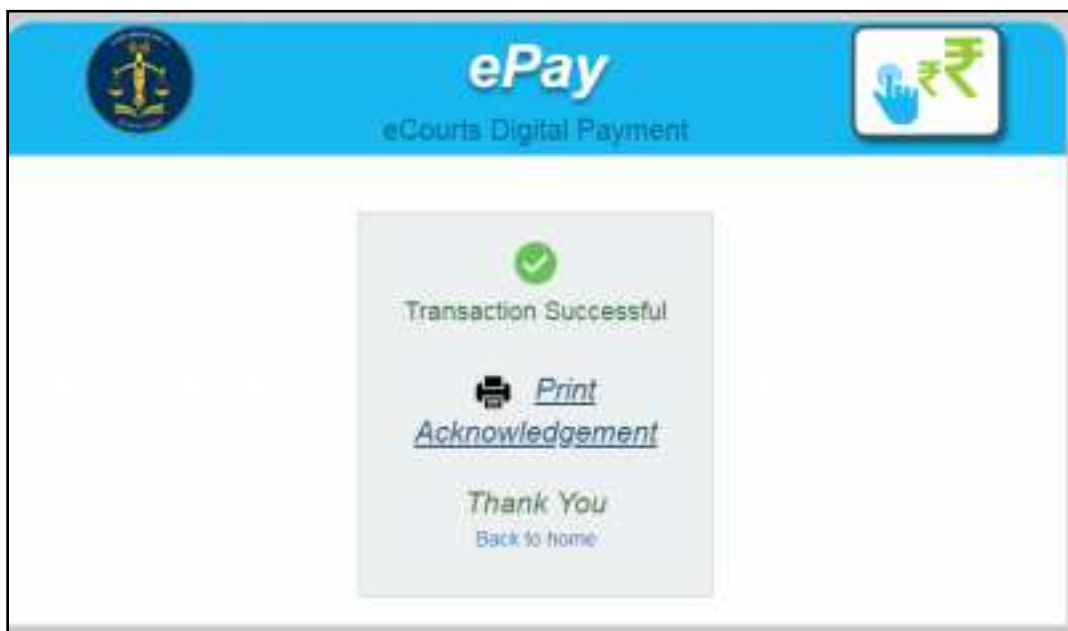


Figure 5 : Successful transaction - Print Acknowledgement

2.2 Existing Case

Court Fee can be paid in existing case by using CNR Number /Case Number/Filing Number.

2.2.1 Procedure using CNR Number

- Enter 16 digit CNR number to search existing case
- Select Party Name, Amount of Court fee, Remarks, Mobile Number Enter Mobile Number
- Select check box, to accept terms and conditions.
- Enter OTP within 2 Minutes of generation of OTP and click on 'Verify'.
- After verification, GRAS (Government Receipt Accounting System) page will be displayed.

Further process remains same as explained above for New Case Number

The screenshot shows the ePay web interface for paying Court Fee. The header includes the ePay logo and navigation tabs for Court Fee, Judicial Deposit, Fine, and Penalty. The main content area is titled 'Court Fee' and contains a form for entering case details. The form includes fields for CNR Number (with a search icon), Case No., Court No., Designation, Party (with a dropdown menu), Amount, and Mobile No. A red box highlights the 'Terms and Conditions' section, which states: 'This web site payments gateway is designed and developed by National Informatics Centre under eCourts project'. At the bottom, there is a footer with the India.gov.in logo, the National Informatics Centre logo, and the text 'The site is designed, hosted and maintained by National Informatics Centre (NIC), Ministry of Electronics & Information Technology, Government of India. © 2014 eCommittee Supreme Court of India. All Rights Reserved'. There are also links to download the eCourts Services App from Google Play and the App Store.

Figure 7 : Court Fee - Existing Case

2.2.2 Procedure using Case Number

- Select Option Case Number.
- Select Case Type, Case Number, Year. Enter 'Go'.

Figure 8 : Court Fee - Existing Case

- Select Party Name, Amount of Court fee, Remarks, Mobile Number Enter Mobile Number
- Select check box, to accept terms and conditions.
- Enter OTP within 2 Minutes of generation of OTP and click on 'Verify'.
- After verification, GRAS (Government Receipt Accounting System) page will be displayed.

Further process remains same as explained above for New Case Number.

2.2.3 Procedure using Filing Number

Same procedure as Case Number

The screenshot displays the 'ePay' web portal interface for 'eCourts Digital Payment'. The main navigation bar includes 'Court Fee', 'Judicial Deposit', 'Fine', and 'Penalty'. The 'Court Fee' section is active, showing options for 'New Case' and 'Existing Case'. The 'Existing Case' path is selected, leading to a form with the following fields:

- State:** Maharashtra
- District:** Amravati
- Establishment:** District and Sessions Court, Aur
- Case Type:** PNOVA Appeal - Appeal under I
- Filing Number:** 1024 (highlighted with a red box) | Year: 2018
- Party:** Select Party
- Amount:** [Empty field]
- Mobile No:** [Empty field]

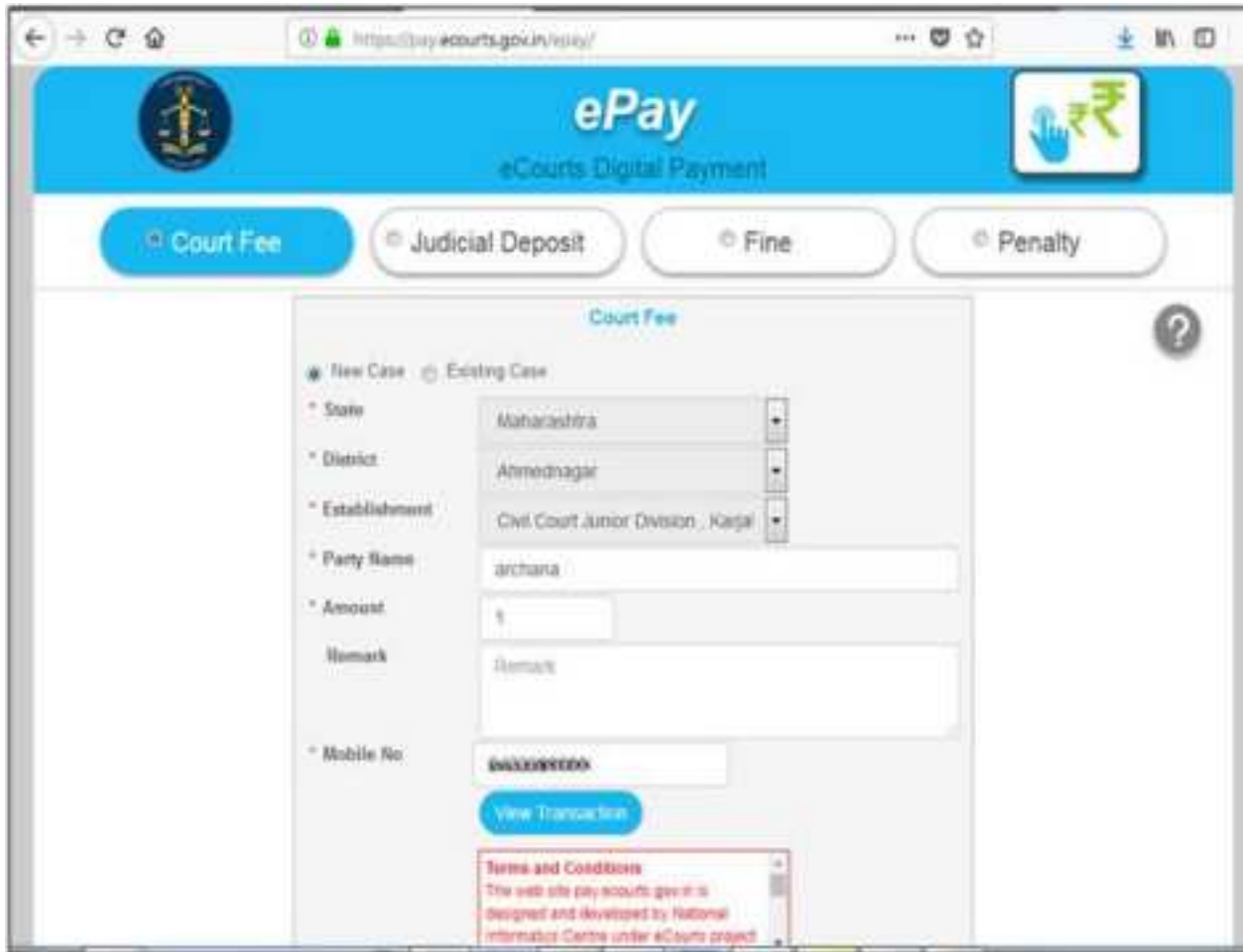
At the bottom of the form, there is a 'Terms and Conditions' section with a red border and a 'I Agree to above Terms and Conditions' checkbox.

The footer of the page includes the 'india.gov.in' logo, the text 'DEPARTMENT OF JUSTICE', and information about the website's design and maintenance by the National Informatics Centre (NIC). It also features a 'Last Reviewed and Updated on: 01 Jul 2018' notice and links to download the 'eCourts Services App' from Google Play and the App Store.

Figure 9 : Court Fee - Existing Case

2.3 View Previous Transactions.

User can view their previous transactions by entering Party Name and Mobile number



The screenshot displays the ePay website interface for viewing previous transactions. The page title is "ePay eCourts Digital Payment". The navigation menu includes "Court Fee", "Judicial Deposit", "Fine", and "Penalty". The "Court Fee" section is active, showing a form for "New Case" and "Existing Case". The form fields are: State (Maharashtra), District (Ahmednagar), Establishment (Civil Court Junior Division, Kargal), Party Name (archana), Amount (₹), Remark (Demand), and Mobile No. (XXXXXXXXXX). A "View Transaction" button is visible below the form. A "Terms and Conditions" pop-up is also present, stating: "The web site pay.ecourts.gov.in is designed and developed by National Informatics Centre under eCourts project".

Figure 10 : Court Fee – View Previous Transactions

View Transaction button will be enabled, after clicking on it, list of previous transactions will be shown as follows:

| Sr. No. | Party Name | Amount (₹) | Date | GRN No. | Bank CIN No. | Action |
|---------|------------|------------|------------|-------------------------------------|----------------------------------|------------------------------|
| 1 | archana | 1.00 | 08-08-2018 | Get Challan Details | Get Bank Details | View Challan |
| 2 | archana | 1.00 | 08-08-2018 | Get Challan Details | Get Bank Details | View Challan |
| 3 | archana | 1.00 | 08-08-2018 | Get Challan Details | Get Bank Details | View Challan |
| 4 | archana | 1.00 | 08-08-2018 | Get Challan Details | Get Bank Details | View Challan |
| 5 | archana | 1.00 | 08-08-2018 | Get Challan Details | Get Bank Details | View Challan |
| 6 | archana | 1.00 | 08-08-2018 | Get Challan Details | Get Bank Details | View Challan |
| 7 | archana | 1.00 | 06-08-2018 | MH00483088201819E | 0230094201880853425 | View Challan |
| 8 | archana | 1.00 | 07-08-2018 | MH00488008201819E | 02300942018880752200 | View Challan |
| 9 | archana | 1.00 | 07-08-2018 | MH004838962201819E | 02300942018880748829 | View Challan |
| 10 | archana | 1.00 | 06-08-2018 | MH004834736201819E | 02608672018880639600 | View Challan |
| 11 | archana | 1.00 | 06-08-2018 | MH004834521201819E | 02608672018880639698 | View Challan |
| 12 | archana | 1.00 | 06-08-2018 | MH004831068201819E | 02300942018880648221 | View Challan |
| 13 | archana | 1.00 | 06-08-2018 | MH004830440201819E | 023009420188806481179 | View Challan |
| 14 | archana | 1.00 | 06-08-2018 | MH004825331201819E | Get Bank Details | View Challan |

This site is designed, hosted and maintained by National Informatics Centre (NIC) Ministry of Electronics & Information Technology, Government of India.

Last Reviewed and Updated on : 06 Jul 2018
 Download eCourts Services App :

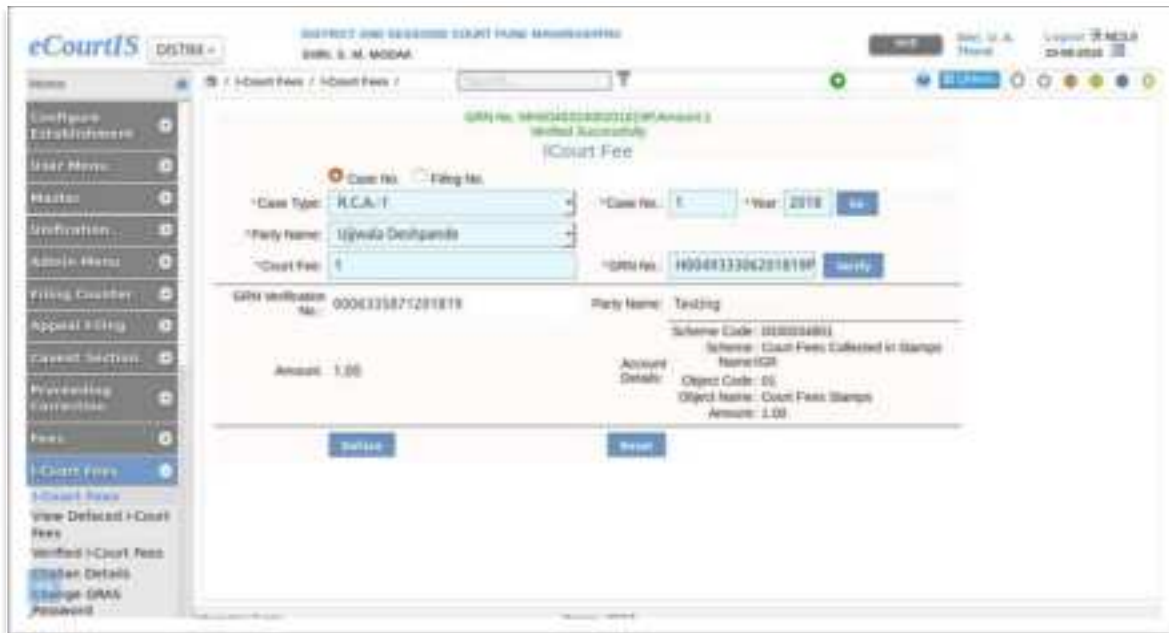
All successful and failed transactions are shown in the list. If any transaction is not successful and GRN no. is not generated then 'Get Challan Details' hyperlink will be enabled, which on clicking will fetch Challan details from Online Payment site. Once Challan details are fetched 'Get Bank Details' link will be enabled to fetch details from respective Bank.

Once Challan details and Bank details are available then one can view the Challan by clicking on 'View Challan'

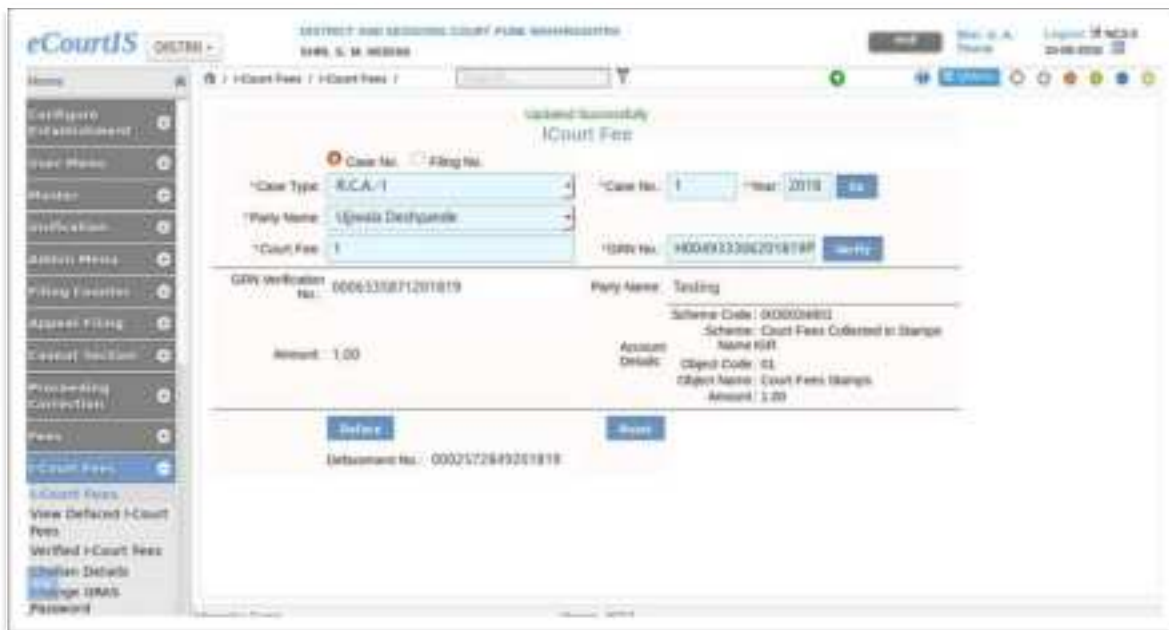
3. Verification and defacement of GRN in CIS

Challan generated from ePay portal is submitted by the litigant/advocate in the court along with the case filed. The challan is verified and defaced in the court by using CIS S/W so that the same challan is not used again for any other purpose.

3.1 Verification of GRN in CIS



3.2 Deface GRN in CIS



3.3 Defaced eChallan



CHALLAN
MTR Form Number 4



| SIR: MACHAL7002019100 | | BARCODE:  | | Date: 01/08/2019 12:47:28 | | Form No: | | | | | | | | | | | | | | | | | | | |
|---|---------|--|---------------------|---|-------------------|----------------------------|--|---------|---------|----------------|-----------------|--------|-------------------|---|---------|--------------------|---------------------|---------|---------|--------------------------------|--|--|--|--|-----------------|
| Department: District and Sessions Court | | | | Payer Details | | | | | | | | | | | | | | | | | | | | | |
| Jurisdiction: District and Sessions Court | | | | Tax ID (Case No.): | | | | | | | | | | | | | | | | | | | | | |
| Type of Payment: Court Fees (Sessions & District) | | | | PAN No. of Applicant: | | | | | | | | | | | | | | | | | | | | | |
| Office Name: ADD-DIST AND SESSIONS COURT KHEB | | | | Full Name: | | Gulf Amrby Chohan | | | | | | | | | | | | | | | | | | | |
| Location: KATVAGARH | | | | Full Book No: | | | | | | | | | | | | | | | | | | | | | |
| Year: 2019-2020 (Old Time) | | | | Premises/Building: | | | | | | | | | | | | | | | | | | | | | |
| Account Head Details | | Amount in Rs. | | Road/Street: | | Bhamb | | | | | | | | | | | | | | | | | | | |
| 00000001: Court Fees (Sessions) | | 5245.00 | | Area/Locality: | | KHEB | | | | | | | | | | | | | | | | | | | |
| | | | | Town/City/District: | | | | | | | | | | | | | | | | | | | | | |
| | | | | Pin: | | + 1 8 7 2 8 | | | | | | | | | | | | | | | | | | | |
| | | | | Receipt Party Details | | | | | | | | | | | | | | | | | | | | | |
| | | | | Gulf Amrby Chohan 18 Mahatma Jangam Temple | | | | | | | | | | | | | | | | | | | | | |
| | | | | Amount in Words: Five Thousand Two Hundred Forty Five Rupees Only | | | | | | | | | | | | | | | | | | | | | |
| | | | | Mtr No: 6245.00 | | | | | | | | | | | | | | | | | | | | | |
| Payment Details: BANK OF BHARAT/TRA | | | | FOR USE IN RECEIVING BANK | | | | | | | | | | | | | | | | | | | | | |
| Cheque/DD Details | | | | Bank C/N | | Ref No: 000004010001002019 | | | | | | | | | | | | | | | | | | | |
| Cheque/DD No: | | | | Bank Date | | 01/08/2019 12:48:22 | | | | | | | | | | | | | | | | | | | |
| Name of Bank: | | | | Bank Branch | | BANK OF BHARAT/TRA | | | | | | | | | | | | | | | | | | | |
| Name of Branch: | | | | Total No. of Cheques | | 00000000 | | | | | | | | | | | | | | | | | | | |
| Department ID: 00000000 | | | | Invoice No.: 00000000 | | | | | | | | | | | | | | | | | | | | | |
| <p style="color: red; text-align: center;">Defaced</p> <p style="color: red; text-align: center; font-size: 2em;">5245.00</p> <p style="color: red; text-align: center;">Defaced</p> | | | | | | | | | | | | | | | | | | | | | | | | | |
| <p style="color: red; text-align: center;">Challan Defaced Details</p> <table border="1" style="width: 100%; border-collapse: collapse;"> <thead> <tr> <th>Sl. No.</th> <th>Remarks</th> <th>Defacement No.</th> <th>Defacement Date</th> <th>Amount</th> <th>Defacement Amount</th> </tr> </thead> <tbody> <tr> <td>1</td> <td>5245.00</td> <td>000000010001002019</td> <td>01/08/2019 12:48:22</td> <td>5245.00</td> <td>5245.00</td> </tr> <tr> <td colspan="4" style="text-align: right;">Total Defacement amount</td> <td></td> <td>5,245.00</td> </tr> </tbody> </table> <p style="color: green; text-align: center; font-size: 2em; font-weight: bold;">Signature valid</p> <p style="color: green; text-align: center; font-size: 3em; font-weight: bold;">✓</p> <p style="font-size: 0.8em;">Signature of Department Location: KHEB</p> | | | | | | | | Sl. No. | Remarks | Defacement No. | Defacement Date | Amount | Defacement Amount | 1 | 5245.00 | 000000010001002019 | 01/08/2019 12:48:22 | 5245.00 | 5245.00 | Total Defacement amount | | | | | 5,245.00 |
| Sl. No. | Remarks | Defacement No. | Defacement Date | Amount | Defacement Amount | | | | | | | | | | | | | | | | | | | | |
| 1 | 5245.00 | 000000010001002019 | 01/08/2019 12:48:22 | 5245.00 | 5245.00 | | | | | | | | | | | | | | | | | | | | |
| Total Defacement amount | | | | | 5,245.00 | | | | | | | | | | | | | | | | | | | | |
| Page 17 | | | | Print Date: 01-08-2019 12:58:47 | | | | | | | | | | | | | | | | | | | | | |