

STEPS for Paying online Court Fees

Through

**[https://pay.ecourts.gov.in/
epay/](https://pay.ecourts.gov.in/epay/)**

STEP 1

Open website <https://pay.ecourts.gov.in/epay/>

The screenshot shows the 'ePay' interface for 'eCourts Digital Payment'. The header includes the eCourts logo, the 'ePay' title, and a digital payment icon. Below the header are five navigation buttons: 'Court Fee' (selected), 'Judicial Deposit', 'Fine', 'Penalty', and 'Others'. The main content area is titled 'Court Fee' and contains a form with the following fields and options:



- District Court High Court
- New Case Existing Case
- * State: Select State (dropdown)
- * District: Select District (dropdown)
- * Establishment: Select Establishment (dropdown)
- * Party Name: Party Name (text input)
- * Amount: Amount (text input)
- Remark: Remark (text area)
- * Mobile No: Enter Mobile No. (text input)
- Terms and Conditions**
The web site pay.ecourts.gov.in is designed and developed by National Informatics Centre under eCourts project
- I agree to above Terms and Conditions

The footer contains the Digital India logo, the text 'india GOVT', 'न्याय विभाग DEPARTMENT OF', and the date 'Last Reviewed and Updated on : 02 May 2020'.


STEP 2

Enter your details with mobile number

Choose a virtual site x ePay-eCourts Digital Payment x receipt e court.pdf x Webmail Log In x +

 **ePay**
eCourts Digital Payment 

Court Fee Judicial Deposit Fine Penalty Others

Please Note : 
Payment can be done for District Court and High court for New Cases & Existing Cases.
Click appropriate option and fill details. The process flow will remain same for e-court fee payment & receipt generation for new and existing cases . This demo is shown for New case under District court for Delhi.

Court Fee

District Court High Court

New Case Existing Case

* State


* District

* Establishment

* Party Name



* Amount

Remark

* Mobile No 

Terms and Conditions
The web site pay.ecourts.gov.in is designed and developed by National Informatics Centre under eCourts project

I agree to above Terms and Conditions

  न्याय विभाग
DEPARTMENT OF

Last Reviewed and Updated on : 02 May 2020
Download eCourts Services App

STEP 3

Click Generate OTP , enter OTP Number and press VERIFY button

Court Fee

District Court High Court

New Case Existing Case

* State: Delhi

* District: Central

* Establishment: District and Sessions Judge, Cen

* Party Name: GOPESH SHAH

* Amount: 50

Rupees Fifty Only

Remark: TESTING FOR DEMO

* Mobile No: [Redacted]

[View Transaction](#)

Terms and Conditions
The web site pay.ecourts.gov.in is designed and developed by National Informatics Centre under eCourts project

I agree to above Terms and Conditions
OTP Sent to your mobile number

[Generate OTP](#)

* Enter OTP: 8523 | [Verify](#) | 1:45

STEP 4

Select payment method and Click on BOX at bottom for accept

Choose a virtual site x e-Payment System x +

shcileservices.com/OnlineE-Payment/sEpsePmtTrans

Online e-Payment System

:: e-Payment System

Party Name : DELHI GOVERNMENT Party Transaction No : NDICT012022145L

:: Transaction Details

Stockholding Reference no. : EPSDL0651011511058952 Amount[A] : 50 Stockholding Charges + taxes [B] : 0.0 Amount to Pay [A+B] : 50

Select Payment Method

Razorpay
Netbanking, Debit Cards (VISA / MASTER / Maestro / RuPay) and UPI

ATOM
Netbanking, Debit Cards (VISA / MASTER / Maestro / RuPay) and UPI

PGSP Charges	Payment Mode	RAZORPAY	ATOM
UPI		NIL	NIL
NetBanking		Rs.5 per transaction	Rs.5 per transaction
Debit Cards		For Rupay Debit Card NIL charges and other debit cards(Visa, Master & Maestro) Rs. 20/- for above Rs.2000 and 0.40% charges up to Rs.2000 are applicable on payable amount per transaction.	For Rupay Debit Card NIL charges and other debit cards(Visa, Master & Maestro) 0 to INR 1006 Rs. 5/-, INR 1006.01 to INR 1992 Rs. 8/- and > INR 1992 Rs. 18/- are applicable on payable amount per transaction.

Applicable taxes as per the latest Government notification.
Taxes may change subject to Government directives.
Best viewed in Internet Explorer 9+, Mozilla Firefox 20+, Google Chrome 30+.

I accept all Terms and Conditions

Disclaimer :

STEP 5

Click on SUBMIT button

Choose a virtual site x e-Payment System x +

shcileservices.com/OnlineE-Payment/sEpsePmtTrans

Transaction Details

Stockholding Reference no. :	Amount[A] :	Stockholding Charges + taxes [B] :	Amount to Pay [A+B] :
EPSDL0651011511058952	50	0.0	50

Select Payment Method

Razorpay
Netbanking, Debit Cards (VISA / MASTER / Maestro / RuPay) and UPI

ATOM
Netbanking, Debit Cards (VISA / MASTER / Maestro / RuPay) and UPI


PGSP Charges	RAZORPAY	ATOM
UPI	NIL	NIL
NetBanking	Rs.5 per transaction	Rs.5 per transaction
Debit Cards	For Rupay Debit Card NIL charges and other debit cards(Visa, Master & Maestro) Rs. 20/- for above Rs.2000 and 0.40% charges up to Rs.2000 are applicable on payable amount per transaction	For Rupay Debit Card NIL charges and other debit cards(Visa, Master & Maestro) 0 to INR 1006 Rs. 5/-, INR 1006.01 to INR 1992 Rs. 8/- and > INR 1992 Rs. 18/- are applicable on payable amount per transaction.

Applicable taxes as per the latest Government notification.
Taxes may change subject to Government directives.
Best viewed in Internet Explorer 9+, Mozilla Firefox 20+, Google Chrome 30+.

I accept all Terms and Conditions

Disclaimer :-

This site will lead to resources located on servers maintained and operated by third parties over whom Stock Holding Corporation of India Ltd does not have any control and Stock Holding Corporation of India Ltd accepts no responsibility or liability for any of the material contained on those servers.
You shall access this site solely for purposes of online payment towards e-Court fee, e-Registration and e-Stamping. You will be using such hyperlinks and third party websites through this site at your own risk



© Stock Holding Corporation of India Ltd.

STEP 6

Press ok

Choose a virtual site x e-Payment System x +

shcileservices.com/OnlineE-Payment/sEpePmtTrans

Transaction Details

Stockholding Reference no. : EPSDL0651011511058952

Amount[A] : 50

Amount to Pay [A+B] : 50

www.shcileservices.com says
Are you sure you want to pay amount of Rs. 50 ?

OK Cancel

Select Payment Method

Razorpay
Netbanking, Debit Cards (VISA / MASTER / Maestro / RuPay) and UPI

ATOM
Netbanking, Debit Cards (VISA / MASTER / Maestro / RuPay) and UPI

PGSP Charges	RAZORPAY	ATOM
UPI	NIL	NIL
NetBanking	Rs.5 per transaction	Rs.5 per transaction
Debit Cards	For Rupay Debit Card NIL charges and other debit cards(Visa, Master & Maestro) Rs. 20/- for above Rs.2000 and 0.40% charges up to Rs.2000 are applicable on payable amount per transaction	For Rupay Debit Card NIL charges and other debit cards(Visa, Master & Maestro) 0 to INR 1006 Rs. 5/-, INR 1006.01 to INR 1992 Rs. 8/- and > INR 1992 Rs. 18/- are applicable on payable amount per transaction.

Applicable taxes as per the latest Government notification.
Taxes may change subject to Government directives.
Best viewed in Internet Explorer 9+, Mozilla Firefox 20+, Google Chrome 30+.

I accept all Terms and Conditions

Disclaimer :-
This site will lead to resources located on servers maintained and operated by third parties over whom Stock Holding Corporation of India Ltd does not have any control and Stock Holding Corporation of India Ltd accepts no responsibility or liability for any of the material contained on those servers.
You shall access this site solely for purposes of online payment towards e-Court fee, e-Registration and e-Stamping. You will be using such hyperlinks and third party websites through this site at your own risk

Submit Cancel

© Stock Holding Corporation of India Ltd.

STEP 7

Screen with court fees amount will be seen

The screenshot shows a web browser window with the following details:

- Browser tabs: "Choose a virtual site" and "e-Payment System".
- Address bar: `shcileservices.com/OnlineE-Payment/JSP/EpsSendToRP.jsp?ipar=cG6nXLglydme3SoGrEUJsrMcF7PBr25WvF3HUIB7SN8kiBOYqDUhTlzN14XpLOO`
- Page title: "Online e-Payment System"
- Section: "Make Online Payment"
- User ID: `dlgovt`
- Online Reference: `EPSDL0651011511058952`
- Warning: "Please do not press Refresh (F5), B..."
- Footer: "Best viewed in Internet Explorer" and "© Stock Holding Corporation of India Ltd."

A modal window titled "Stock Holding Court Fees" is displayed in the center, showing a fee amount of **₹ 50 +Fee**. A red arrow points to this amount. The modal includes a language dropdown set to "English", a "Country" field with "+91" selected, a "Phone" field, and an "Email" field. At the bottom of the modal is a "PROCEED" button. A security notice at the bottom of the modal states: "This payment is secured by Razorpay."

STEP 8

Enter your mobile number and email id and press PROCEED

The screenshot shows a web browser window with the URL `shcileservices.com/OnlineE-Payment/JSP/EpsSendToRP.jsp?ipar=cG6nxlLglydme3SoGrEUJsrMcf7PBr25WvF3HUIB7SN8kiBOYqDUhTizN14XpLOO`. The page title is "Online e-Payment System". The main heading is "Make Online Payment". The form contains the following fields:

- User ID: digovt
- Online Reference: EPSDL0651011511058952
- Country: +91
- Phone: 9999911111
- Email: gopesh_shah@stockholding.com

A modal window titled "Stock Holding Court Fees" is overlaid on the form, showing a payment amount of ₹ 50 + Fee. A large red arrow points to the "PROCEED" button at the bottom of the modal. The footer of the page includes the text "Best viewed in Internet Explorer" and "© Stock Holding Corporation of India Ltd". The Windows taskbar at the bottom shows the search bar, task view, and various application icons, along with the system tray displaying the date and time as 11:23 on 06-01-2022.

STEP 9

You can select any mode of payment

***For testing UPI/QR code is selected for demo.

The screenshot shows a web browser window with the URL `shcileservices.com/OnlineE-Payment/JSP/EpsSendToRP.jsp?ipar=cG6nxlLglydme3SoGrEUJsrMcF7PBr25WvF3HUIB7SN8kiBOYqDUhTlzN14XpLOO`. The page title is "Online e-Payment System". The main heading is "Online e-Payment System". Below the heading, there is a section titled "Make Online Payment" with the following details:

- User ID: digovt
- Online Reference: EPSDL0651011511058952

A modal window is open in the center of the screen, titled "StockHolding Court Fees" with a price of "₹ 50 +Fee". The modal has a language dropdown set to "English". Below the language dropdown, there is a search bar with the text "gopesh_shah@stockh...". The modal lists three payment options under the heading "CARDS, UPI, AND NETBANKING":

- Card**: Visa, MasterCard, RuPay & More.
- UPI / QR**: Google Pay, PhonePe & more.
- Netbanking**: All Indian banks.

The "UPI / QR" option is circled in red. The background of the page is dark grey with some faint text and a logo.

STEP 10

You can enter your UPI ID and proceed for payment OR you can select “Show QR code” option for making payment & click PAY

The screenshot shows a web browser window with the URL `shcileservices.com/OnlineE-Payment/JSP/EpsSendToRP.jsp?ipar=cG6nXLgIyDme3SoGrEUJsrMcF7PBr25WvF3HUIB75N8kiBOYqDUhTlzN14XpLOO`. The page title is "Online e-Payment System". The main content area is titled "Make Online Payment" and displays the following details:

User ID	dlgovt
Online Reference	EPSDL0651011511058952

Below the details, there is a warning: "Please do not press Refresh (F5), B...".

A modal window is open in the center, titled "Stock Holding Court Fees" with a payment amount of "₹ 50 +Fee". The modal has a language dropdown set to "English" and a contact number "+919825058053".

The modal offers two payment options:

- PAY USING UPI ID:** Includes a checked radio button for "UPI ID" (Google Pay, BHIM, PhonePe & more) and a text input field labeled "Enter your UPI ID".
- PAY USING QR CODE:** Includes a radio button for "Show QR Code" (Scan the QR code using your UPI app).

A large red arrow points to the "PAY" button at the bottom of the modal.

At the bottom of the page, there is a footer: "Best viewed in Internet Explorer" and "© Stock Holding Corporation of India Ltd. with a resolution of 1366 x 768."

STEP 11

Check amount and press CONTINUE

The screenshot shows a web browser window with the URL `shcileservices.com/OnlineE-Payment/JSP/EpsSendToRP.jsp?ipar=cG6nxlLglydme3SoGrEUJsrMcF7PBr25WvF3HUIB7SN8kiBOYqDUhTlzN14XpLOO`. The page title is "Online e-Payment System". A modal window is displayed in the center, titled "StockHolding Court Fees" with a total amount of ₹ 50. The modal includes a "UPI QR" section with a QR code and a phone number "+919825058053". Below this is a "Fees Breakup" table:

Fees Breakup	
Amount	₹ 50
Convenience Charges	₹ 0
GST on Convenience Charges	₹ 0
Total Charges	₹ 50

At the bottom of the modal is a blue "CONTINUE" button, which is highlighted by a red arrow. The background of the page shows a "Make Online Payment" section with fields for "User ID" (digovt) and "Online Reference" (EPSDL0651011511058952). A warning message reads: "Please do not press Refresh (F5), B...". The footer contains the text "Best viewed in Internet Explor..." and "© Stock Holding Corporation of India Ltd.".

STEP 12

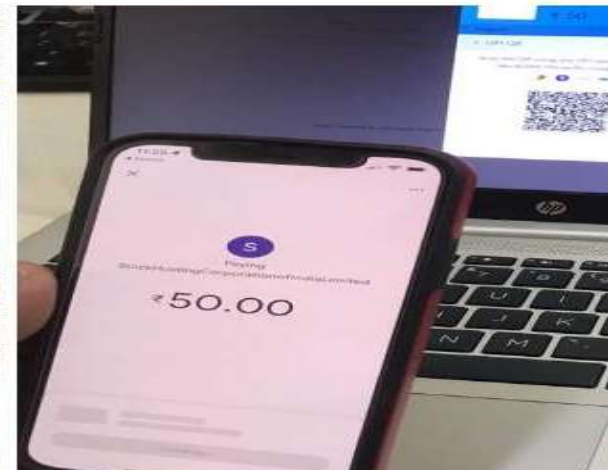
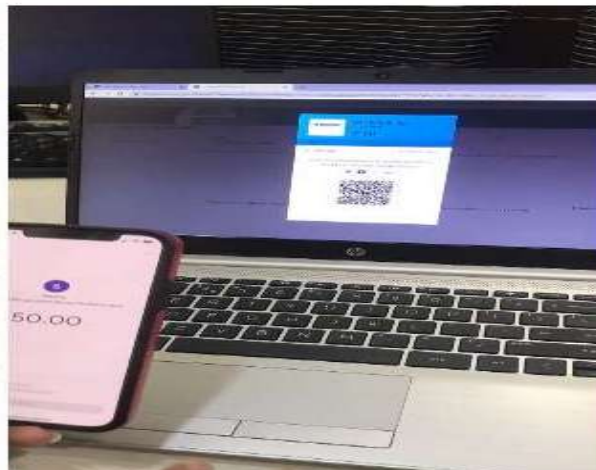
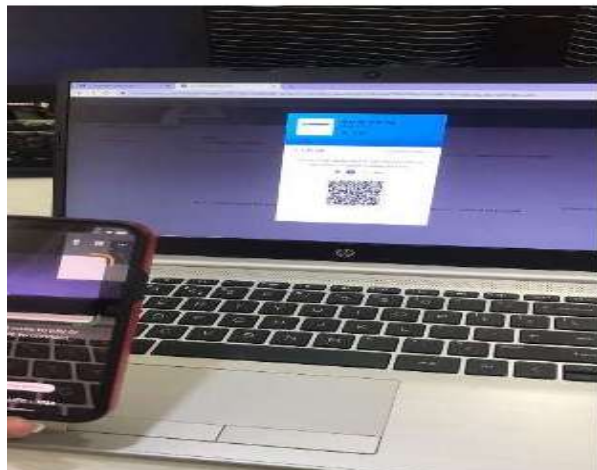
SCREEN will show you QR CODE . SCAN QR code from your MOBILE using any UPI APP like BHIM, GOOGLE PAY , Phone Pe etc.

The screenshot displays a web browser window with the following details:

- Browser Tabs:** "Choose a virtual site" and "e-Payment System".
- Address Bar:** `shcileservices.com/OnlineE-Payment/JSP/EpsSendToRP.jsp?ipar=cG6nXLgldyme3SoGrEUJsrMcF7PBr25WvF3HUIB7SN8kiBOYqDUhTlzN14XpLOO`
- Page Title:** "Online e-Payment System"
- Payment Section:**
 - Header: "Make Online Payment"
 - User ID: `dlgovt`
 - Online Reference: `EPSDL0651011511058952`
 - Text: "Please do not press Refresh (F5), B..."
- QR Code Modal:**
 - Merchant: "StockHolding Court Fees"
 - Amount: "₹ 50"
 - Language: "English"
 - UPI ID: `+919825058053`
 - Text: "Scan the QR using any UPI app on your phone like BHIM, PhonePe, Google Pay etc."
 - Logos: BHIM, Google Pay, PhonePe
 - QR Code: A large QR code for scanning.
- Page Footer:**
 - Text: "Best viewed in Internet Explor..."
 - Text: "...with a resolution of 1366 x 768."
 - Copyright: "© Stock Holding Corporation of India Ltd."

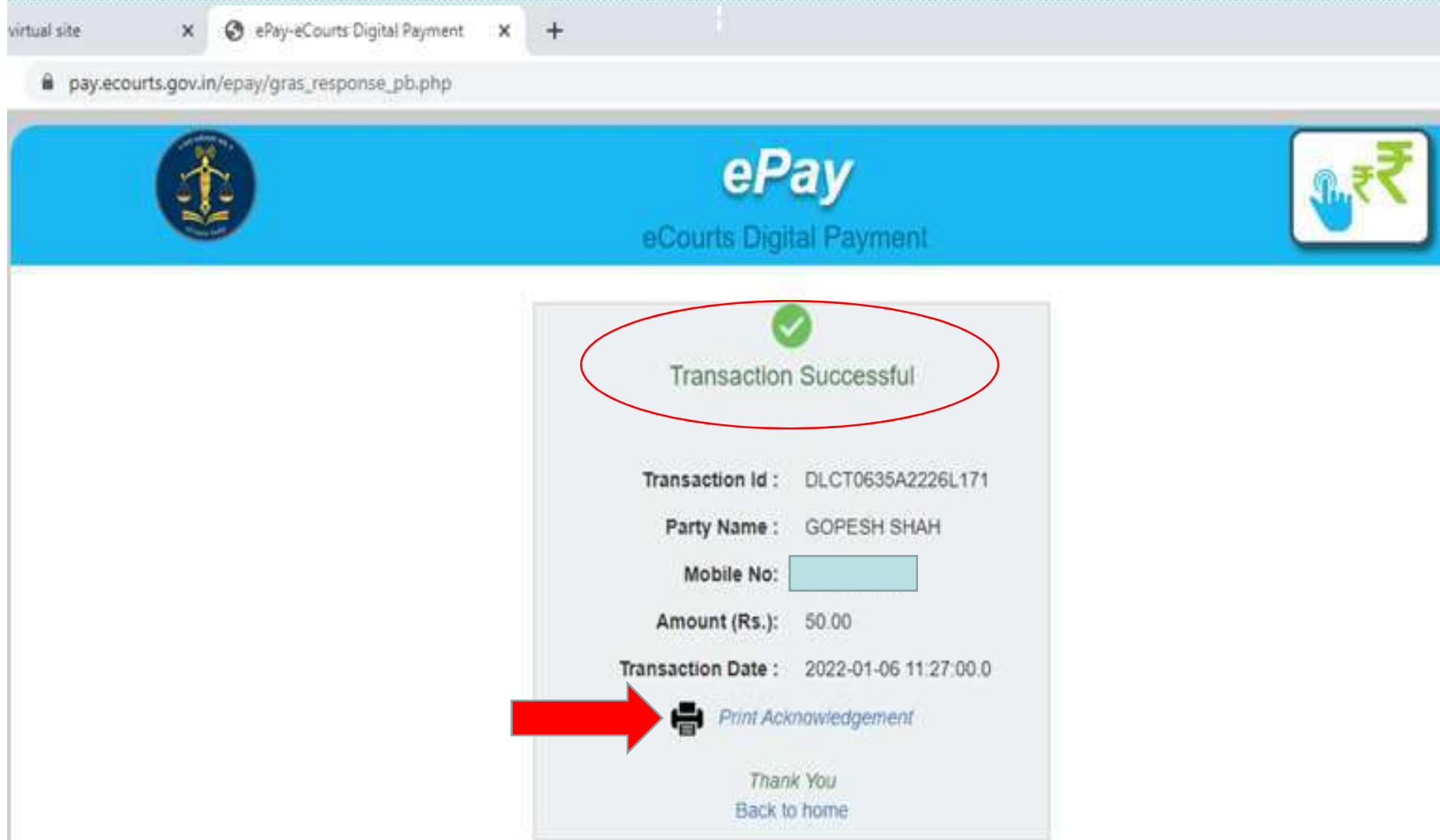
STEP 13

SCAN QR CODE from YOUR MOBILE and MAKE PAYMENT THROUGH UPI app



STEP 14

Once payment is done it will show Transaction Successful and
You can Print COURT FEE PAYMENT RECEIPT
(Acknowledgement)



The screenshot shows a web browser window with the URL `pay.ecourts.gov.in/epay/gras_response_pb.php`. The page header features the ePay logo and the text "eCourts Digital Payment". The main content area displays a confirmation message: "Transaction Successful" with a green checkmark icon. Below this, the following transaction details are listed:

- Transaction Id : DLCT0635A2226L171
- Party Name : GOPESH SHAH
- Mobile No:
- Amount (Rs.): 50.00
- Transaction Date : 2022-01-06 11:27:00.0

A red arrow points to a "Print Acknowledgement" button, which is represented by a printer icon and the text "Print Acknowledgement". Below this button, the text "Thank You" and "Back to home" is visible.

e-Court Fee Receipt Generated

Government of NCT of Delhi

e-Court Fee



District : Central

Date & Time :06-JAN-2022 11:15:51

Establishment : District and Sessions Judge, Central, THC

Stockholding Reference No : EPSDL0651011511058952


Party Transaction No : NDLCT012022145L

Name of litigant : GOPESH SHAH

e-Court Fee Receipt No : DLCT0635A2226L171

e-Court Fee amount : Rs. 50

(Rupees Fifty And Paise Zero Only)



DLCT0635A2226L171

Statutory Alert : The authenticity of this e-Court fee receipt should be verified at www.shcilestamp.com . Any discrepancy in the details on this receipt and as available on the website renders it invalid. In case of any discrepancy please inform the Competent Authority. This receipt is required to be verified & locked by the Court official for further process in the Court.